



... wie im Original

**Specialist in
Model Landscaping**

Main Catalogue

2023 • 2024

**Over 2,000 products and useful
crafting tips on 436 pages**

Everything on the Topics

- *Landscape and Track Construction*
- *Bridges and Viaducts*
- *Portals, Walls and Arcades*
- *Landscape Design*
- *Winter Scenery*
- *Trees and Bushes*
- *Buildings*
- *Figures and Decorations*
- *Model Railways*
- ... and much more

Highlights from

- *NOCH kreativ*
- *Ziterdes*
- *KATO*
- *ROKUHAN*
- *Athearn*

Issue 2023 • 2024

Germany Euro 9.00

Austria Euro 9.90

(recommended retail price)





**Dear friends of NOCH,
railway modellers and hobbyists,**

It's a great occasion when a company gets to celebrate its 111th birthday.

This occasion was unforgettable because we were able to celebrate with you, our loyal customers, and our colleagues, in the best weather. On 27th and 28th May 2022, we were pleased to welcome you to our company premises for two Open Days. There was crafting, eating and drinking; the production facility could be visited; lots of NOCH products were presented and hobbyists could get hold of many a bargain.

Thank you for visiting us in such large numbers. The whole NOCH team would be delighted if you remained loyal to us in the future.

*Yours cordially,
Dr Rainer Noch and Sebastian Topp*










	This is NOCH page 4 – 7		Buildings page 218 – 271
	Everything to Get Started page 8 – 25		Figures and Decorations page 272 – 327
	Easy-Track Railway Route Kits page 26 – 39		Special Gauges page 328 – 345
	Landscape and Track Construction page 40 – 55		Tunnels page 346 – 347
	Bridges and Viaducts page 56 – 69		Preformed Layouts & Large Layouts page 348 – 373
	Portals, Walls and Arcades page 70 – 83		Model Railway in a Briefcase page 374 – 379
	Rocks and Rock Walls page 84 – 95		NOCH kreativ page 380 – 385
	Roads, Paths and Squares page 96 – 111		ZITERDES page 386 – 393
	Rivers, Lakes and Water Bodies page 112 – 125		KATO page 394 – 415
	Fields and Meadows page 126 – 165		ROKUHAN page 416 – 425
	Winter page 166 – 181		Athearn page 426 – 429
	Paints and Glues page 182 – 189		References / Keyword Index page 430 – 435
	Trees and Bushes page 190 – 217		

It's so easy to find your way around the NOCH Catalogue:

Gauge symbols







Each item is accompanied by a gauge symbol.

As an HO railway modeller, you'll recognise which items are of interest to you by the **HO** symbol. An item without a gauge symbol can be used for all gauges. The information on gauges at the bottom of the page gives you a quick overview of which gauges you'll find on the respective double page.

	G gauge 1:22.5 scale		HO gauge 1:87 scale		Z gauge 1:220 scale
	1 gauge 1:32 scale		TT gauge 1:120 scale		
	0 gauge 1:43 scale		N gauge 1:160 scale		

Symbols

Seven different symbols inform you quickly – e.g. about crafting tips or products that can be combined with each other.

	Craft tips, notes or information		Hand-painted		Laser-Cut product
	Laser-Cut Bridge Systems		micro-motion moving model		micro-sound

All dimensions, item numbers and illustrations are without obligation.
Changes are reserved on behalf of developments.

This Is NOCH - Insights and Prospects!

At 111 Years Old, NOCH Is Still Going Strong!

On 27th and 28th May 2022, we celebrated our 111th birthday in style with Open Days and a company party. Visitors of all ages could delight in a guided tour of the factory, a flea market and a streetfood market as well as crafting workshops and a ride on a real steam train.

Beginnings in Saxony

But it started small. Founded in Glauchau, Saxony by Oswald Noch as a plumber's workshop in 1911, the company was expanded to include an electrical business by his son Erich in 1925. Before you knew it, toy locomotives were also repaired at the shop. Selling model trains and accessories soon followed. Initially, alongside wagons made of tin and rails, there were also terrain parts and buildings.



Escape from the GDR

However, due to the threat of nationalisation in the GDR (German Democratic Republic), the company fled to the Federal Republic of Germany in 1956. Heavy machines such as those used for processing sheet metal could not be taken along. Only the ideas for handcrafted terrain backdrops made of wood and plaster were transported across the border.

Initially staying with relatives in Maisach near Munich, the Noch family now embarked on a fresh start.

'In Wangen bleibt man hängen!'

In 1961, Erich Noch decided on the Wangen location and founded a new company there on a 'greenfield' site. The first products such as the NOCH Preformed Layout (which is still in the range today) were manufactured. To this day, the business is family-run and is already on the 4th generation.

We are therefore the second-oldest company in the model railway industry and the oldest company in the industry in the hands of the founding family.

In the 1970s and '80s, Erich Noch and his son Peter Noch expanded the company. Our current managing director, Dr Rainer Noch, joined the management board in 1997.

Since then, he and his colleagues have taken great pleasure in shaping the company, brand and many products. It's said that "one gets stuck in Wangen" ("In Wangen bleibt man hängen"): anyone who has ever been here won't want to leave.



Location in Wangen

Around 100 employees currently work at the Wangen site. Of these, 60 work in production, supported by 30 homeworkers.

The beautiful Allgäu landscape provides a whole host of suggestions, great ideas, and lots of inspiration for realistic model landscaping products in summer and winter, which we gladly manufacture for you.



Modellbau-Welt

Immerse yourself in the world of model landscaping!

The characteristic black building of Modellbau-Welt (Modelling World) is easy to recognise from afar.

Modellbau-Welt is the first point of contact for our railway modellers on-site in Wangen and often attracts visitors from near and far.

NOCH Modellbau-Welt is more than just an outlet or factory outlet: we stock a large proportion of the NOCH range in our shop.

In addition, there are also lots of exhibits up to entire model railway layouts to look at and get inspiration and ideas from for your own model railway. You can also make use of the opportunity to get comprehensive advice, including tips and tricks for using our products on your model landscape.

Alongside the regular NOCH range, you'll always find a large selection of special offers, discontinued items, remaining stock and clearance items among our outlet and sale offerings at Modellbau-Welt in Wangen.

Wham, bam, we're off to Vietnam!

Today, over 200 employees work in the NOCH Asia production hub founded in Ho Chi Minh City in 2009. The permanent on-site presence of a colleague guarantees good working conditions for employees and high product quality.

The employees in Vietnam mainly handle the production of very filigree trees and the production of lovingly designed figures.



A peek behind the scenes: experience the digital company tour now!



In keeping with our Open Days, we'd also like everyone who was unable to attend our anniversary to be able to get to know our company better.

With our digital company tour on YouTube, you have the opportunity to find out more about the headquarters in Wangen as well as meet our employees from a completely new personal perspective. Experience a digital company tour up close with our YouTube video. Simply scan this QR code.



YouTube

www.noch.de/youtube

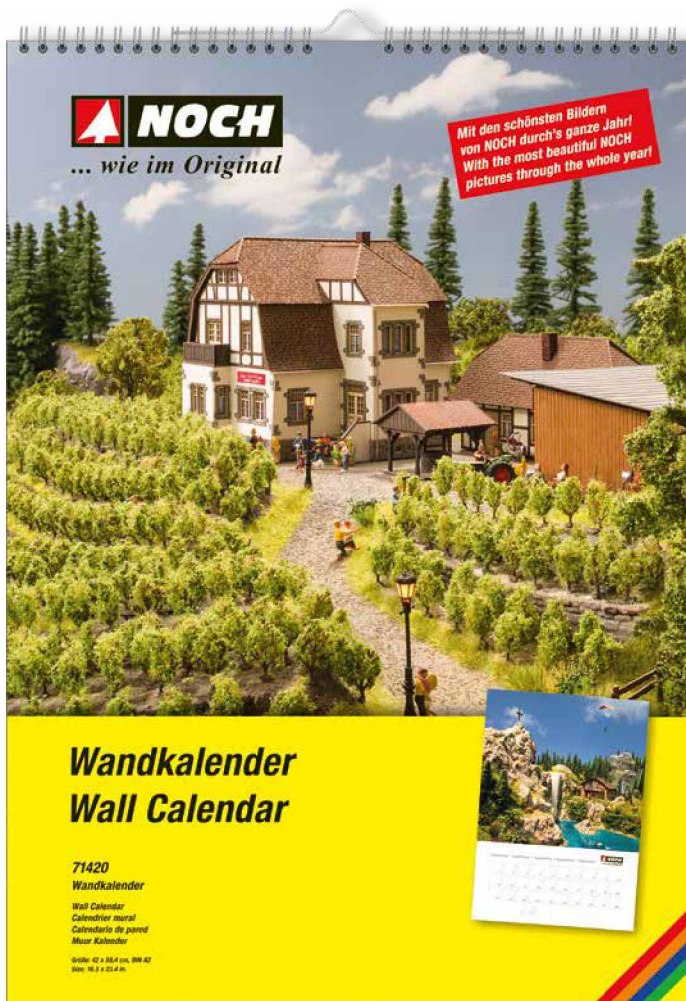


G 1 0 HO TT N Z

Throughout the year with the most beautiful pictures by NOCH!

Can't get enough of NOCH?

For true NOCH Modelling Fans!



Start the new year with the NOCH Wall Calendar now and look forward to inspiring motifs of exciting model landscapes every day. In this way, you'll always be in touch with your hobby and the motivation is sure to last!

We've compiled 12 of our most beautiful pictures for this calendar and printed them in large format on high-quality paper. Fitting motifs for the respective month inspire you to get crafting and building with NOCH products.

The calendar pages are each labelled with the names of the months in German, English, French, Spanish and Dutch. The individual months are numbered consecutively with the dates, but without the days of the week. This means you can use the calendar anew every year. February has 28 days. The calendar is an ideal gift for model railway and landscaping fans.

71420 Wall Calendar
A2 portrait format
(42 cm x 59.4 cm)





Is Every Beginning Difficult?

No, it doesn't have to be, because the information and offerings in this chapter guarantee lots of crafting fun and exciting results for beginners and advanced modellers.



Everything to Get Started

Guidebooks – from page 10

- *Guidebook Easy-Track 'Andreastal'*
- *Guidebook 'A Family Hobby - Model Railway'*
- *Guidebook Model Landscaping 'St Sebastian'*

Seminars – from page 16

- *Tips and tricks straight from a pro*

NOCH Home Academy – from page 18

- *Discover videos for various topics*

Products for Getting Started in Your Hobby – from page 20

- *Landscaping Basic Equipment Package*
- *Starter Set 'Model Railway Layout Construction'*
- *Model Landscaping Set*
- *Starter Sets*

Build Your Personalised Model Railway Layout with Easy-Track

Discover all the tips and tricks in the Guidebook Easy-Track 'Andreastal'

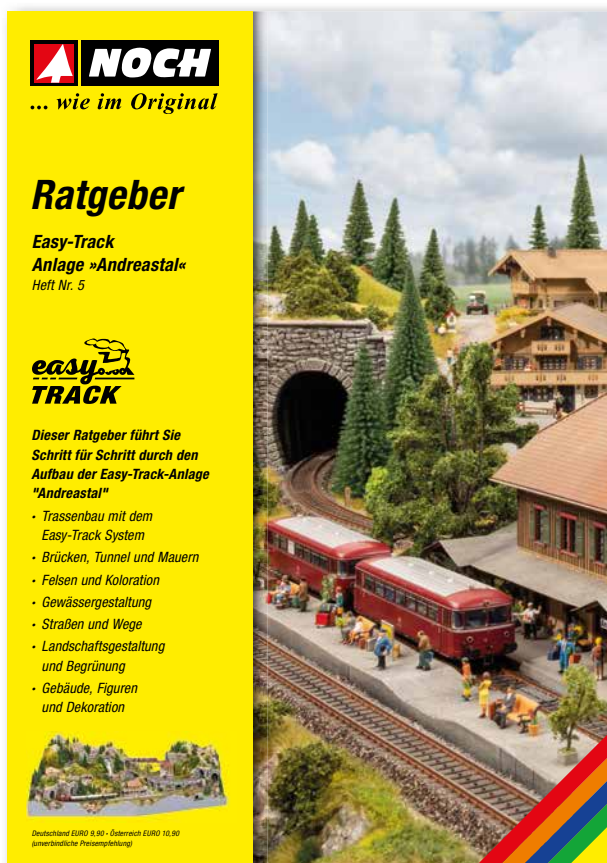
Easy-Track is the perfect method for constructing your personal model railway layout, because Easy-Track relieves you of the time-consuming and painstaking steps of track planning. More on the innovative Easy-Track System and a great collection of kits can be found on pages 26 – 39 of this catalogue.

In the Easy-Track Guidebook, you'll find out how an Easy-Track layout is built step by step using the layout "Andreastal" as an example. Our author Andreas Theis planned the layout "Andreastal" (lit. Andreas Valley) and documented the build with photographs. In comprehensible, individual steps, he guides you through assembling the Easy-Track Railway Route System, to laying the tracks, model landscaping, landscape design and decoration to the finished layout.

Naturally, you can also build the landscape around your Easy-Track kit however you like. In this case, the guidebook provides you with a lot of information about modelling techniques and will be your indispensable reference work with tips and tricks.

If you want to replicate the layout built by Mr Theis, you will find practical shopping lists with the required products in each chapter. Then you can be sure that you have all the materials in stock and that there's nothing standing in the way of your crafting success.

Should you want to recreate the layout independently from our Easy-Track Railway Route Kit, you'll find supplementary track plans for Märklin® C Track and Märklin K Track, Trix C Track, PIKO A Track and Roco Line without track bed in the booklet.



NOCH
... wie im Original

Ratgeber

Easy-Track
Anlage »Andreastal«
Heft Nr. 5

easy-TRACK

Dieser Ratgeber führt Sie Schritt für Schritt durch den Aufbau der Easy-Track-Anlage "Andreastal"

- Trassenbau mit dem Easy-Track System
- Brücken, Tunnel und Mauern
- Felsen und Koloration
- Gewässergestaltung
- Straßen und Wege
- Landschaftsgestaltung und Begrünung
- Gebäude, Figuren und Dekoration

Deutschland EURO 9,90 • Österreich EURO 10,90
(unverbindliche Preisempfehlung)

HO 71902 Ratgeber Easy-Track 'Andreastal' German Guidebook, 124 pages

HO 71903 Guidebook Easy-Track 'Andreastal' English, 124 pages (without illustration)



You'll find our Easy-Track layout kits from page 26 in this catalogue.

"easy" zur individuellen...

Liebe Modellbahner,

haben sie ihr nicht auch, diesen Traum von einer besonderen, einzigartigen und vor allem von Ihnen selbst gestalteten Modelleisenbahnanlage? Erstlich die schönsten Züge mit Ihren Wagenarrangieren in einer naturgetreuen und mit viel Liebe gestalteten Umgebung fahren zu lassen? Es ist wirklich ein einzigartiges Gefühl, die Züge auf der eigenen Anlage zu beobachten und die natürliche Wirkung der Landschaft zu genießen!

Doch wie erreichen sie dieses scheinbar schwierige Ziel? Sie müssen sich bereits die Bilder und Videos dieser tollen Anlagen der Modellbahngroßs bewundern und sich gefügt: Wie komme ich zu einem solchen außergewöhnlichen Ergebnis?

Mit einfach anzuwendenden Produkten, ein wenig Gespür für natürliche und zusammen harmonisierende Farbliche und der Freude am Landschaftsbau werden sie einfach und sicher ein tolles Ergebnis erreichen.



Das Team der Firma NOCH hat mit dem Easy Track System eine einzigartige Methode entwickelt, um die ersten Schritte beim Bau einer Modellbahn wesentlich zu vereinfachen.

Der Einsatz liegt bereits vor, die Trassenentwürfen sind schon fertig bearbeitet und müssen nicht mit viel Aufwand selbst hergestellt werden. Die Steigungen der Anlage sind so ausgelegt, dass Ihre Züge den Anstieg problemlos bewältigen und auch die Durchfahrhöhen wurden optimal berechnet. Ein perfektes System, das Ihnen den Bau Ihrer eigenen, individuellen Modelleisenbahnanlage wesentlich erleichtert wird.

Der neue Ratgeber Landschaftsbau zur Easy Track Anlage Andrestal soll dem Modellbahnfan den Einstieg in den Anlagenbau erleichtern, aber auch der geübte Modellbauer wird bestimmt einige Tips für seine individuelle Easy Track Anlage verwenden können.

Auf einer Fläche von 2 x 1,2m entsteht eine Hochgebirgsanlage, die durch hohe Bergmassive, einem weiten Tal, seinen wunderschönen Almhöfen, imposanten Brückenbauwerken und einem Bergsee mit Wasserfall begeistert.

Lassen sie sich verzaubern von den mächtigen Bergmassiven der Anlage und tauchen sie ein in die vielen kleinen Szenen, die sich im Andrestal ereignen. Die Wanderer, die vom Bergrestaurant großer Mythen aus den Bergspalten beim Klettern zuschauen. Den Bergbauern auf dem Hühnerhof, die in ihren kleinen Nutzgärten arbeiten und ihre Tiere versorgen. Der Pferdewagen Edehelfer, bei der sich Alles um das Thema Pferd und Reiter dreht. Der Christstulle, auf der die...
ausgelassen feiern und...
D...



So gestalten Sie Ihre eigene kleine Welt!

Der NOCH Ratgeber Modell-Landschaftsbau -> 02. Sebstbau bietet Ihnen wichtige Tipps und Tricks zum Bau und zur Gestaltung Ihrer eigenen Modell-Landschaft mit den neuesten NOCH Produkten.



Video clip

Ratgeber Modell-Landschaftsbau -Andrestal-



Gewässergestaltung




Mit jedem Baum, jedem Busch und jedem Blütenstrauch nähert sich das Aussehen der Anlage dem Punkt, wie der Baummeister die Natur sieht. Doch wie gut gelingt es, dem Inneren Auge zu folgen? Und vor allem: Welcher Schritt kommt zuerst? Nur für die zweite Frage scheint es eine einfache Antwort zu geben. Lassen Sie mich anhand der Anwendungsfotos erklären, was ich meine und wie ich meine Anlagenvegetation aufbaue. Von unten nach oben beginnt alles zu wachsen! Darum beginne ich dieses Kapitel mit den Pflanzen, die am Boden wachsen und diesen bedecken (Bild 1). Danach kommen kleine Staudegewächse (Bild 2) und Sträucher (Bild 3).

Hohe Schilfröhre gestalten sich dazu (Bild 4), bevor Wälder entstehen und große Laubbäume für Alzente sorgen (Bild 5 und 6). Diese Vorgehensweise hat auch enorme Vorteile beim Arbeiten an der Anlage, da keine hohen Bäume den Zugang zur Arbeitsfläche versperrt, was sehr unangenehm wäre, wenn in der Anlagenmitte gearbeitet wird. Auf der Anlage möchte ich als erstes den Weinberg anlegen. Die Reben werden in gleichen Abständen aufgeklobt (Bild 7). Dabei ist zu beachten, dass zwischen den Rebenreihen genügend Platz zum Begehen bleibt. Danach wird an den Terrassenkanten und am Weg entlang ein Grasstreu angelegt (Bild 8 und 9).

Ratgeber Modell-Landschaftsbau -Andrestal-

Bäume und Sträucher



The guidebook for building up your family model railroad layout!

Enjoy Modelling with the Whole Family!

Guidebook 'A Family Hobby – Model Railway'

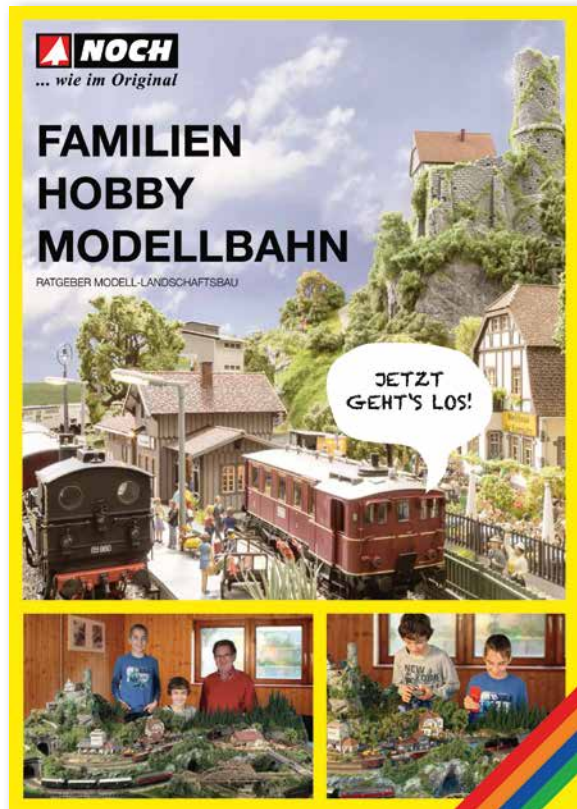
Building a beautiful model railway layout as a family: is that not a great way to pass the time? Even in the era of computer games, modelling is a hobby where children and young people can have a lot of fun and celebrate their success with their friends, parents or grandparents. The joint planning of a model landscape, the selection and purchasing of the 'ingredients' for your own little world and building it as a team are experiences that connect generations. The hobby is varied and creative, supports fine motor skills and imagination. At the same time, patience, planning and organisational skills are required. All of this makes the model landscaping hobby an activity with pedagogical value.

The well-known railway modeller and author Karl Gebele built an attractive layout in the size of 190 cm x 100 cm with his grandsons Nico and Denis. In this Guidebook of 120 pages, the three of them show, step by step, how this wonderful family project emerged. In particular, it's

also about the question of where in the process of building a layout the children can get involved and which tasks are better taken on by adults. Every stage of the work is captured through a series of pictures. At the back of the Guidebook are track plans in HO, TT and N for replicating the layout and a parts list.



Learn how to build a beautiful landscape step by step. Discover at which point children can contribute particularly well to the construction of the model layout and which tasks are better taken on by adults.



71904 'Familien-Hobby Modellbahn' Guidebook
German, 120 pages

71905 'A Family Hobby – Model Railway' Guidebook
English, 120 pages (without illustration)



1. ANLAGEN-PLANUNG

- Contents of the Guidebook 'A Family Hobby – Model Railway'**
- Layout Planning
 - Frame Construction
 - Railway Lines and Track Construction
 - Tunnels and Landscape Construction
 - Terrain Construction
 - Rock Structuring
 - Grass Application
 - Designing Waters
 - Designing Paths
 - Trees and Bushes
 - Designing Details




ERST WIRD GEPINSELT...

Noch eine kurze Anmerkung zum Glaser: Diese unsere Glaserbau-Setzeile und vor allem unsere Glaserbau-Setzeile, die dem Glaserbau-Setzeile entsprechen, ist ein sehr vielseitiges Modell für den Einsatz im Modellbau. Sie ist ein sehr vielseitiges Modell für den Einsatz im Modellbau. Sie ist ein sehr vielseitiges Modell für den Einsatz im Modellbau.



...DANN KOMMT DAS GRAS

Dies ist ein sehr vielseitiges Modell für den Einsatz im Modellbau. Sie ist ein sehr vielseitiges Modell für den Einsatz im Modellbau. Sie ist ein sehr vielseitiges Modell für den Einsatz im Modellbau.



UND JETZT BIN ICH DRAN!



5. GELÄNDE-BAU

Read, learn – build yourself!



How to Create Your Own Little World!


Discover all the tips and tricks in the 'St Sebastian' Guidebook

The 'St Sebastian' Model Landscaping Guidebook from NOCH offers you important tips and tricks for building and designing your own model landscape with NOCH products.

Karl-Heinz Echtele, the professional NOCH modeller, explains how to create a beautiful model railway layout in step-by-step detail and in an easy-to-understand way in 120 pages. From the construction of a frame over the landscape substructure with TERRA-FORM to the application of special modelling and rock compound, the foundation of a landscape is created, which can then be designed. How to use the NOCH Gras-Master 2.0 is dealt with in detail, as well as how to design forests, waters, rocks

and much more. Tips and tricks for adding decoration to the landscape are not skimmed over, either. Alongside detailed instructive texts and numerous pictures, the 'St Sebastian' Model Landscaping Guidebook includes QR codes linked to videos of crafting demonstrations that can be viewed on your smartphone or tablet.

So that you can recreate the 250 cm x 120 cm large 'St Sebastian' layout as easily as possible, you'll also find track plans for Märklin® C track (AC) and TRIX C track (DC) in the booklet. Each chapter contains a shopping list of the required products.



Learn about designing beautiful landscapes.



Find out everything about Laser-Cut kits and designing small scenes.

71910 Ratgeber Modell-Landschaftsbau 'St. Sebastian'
German Guidebook, 120 pages

71911 Guidebook Model Landscaping 'St Sebastian'
English Guidebook, 120 pages (without illustration)

71917 Guide du modélisme 'Saint Sébastien'
French Guidebook, 120 pages (without illustration)

Einkaufsliste für dieses Kapitel

Aus dem NCCF Sortiment

- 1 x Pflanzen-Struktursätze
* Land 25, Hölzer 6
(Art.-Nr. 60212)
- 1 x Wasser-Drops * 10cm x 10cm
(Art.-Nr. 60255)
- 1 x Wasser-Drops * 10cm x 6
(Art.-Nr. 60256)
- 1 x Wasser-Drops * 10cm
(Art.-Nr. 60257)
- 1 x Wasser-Effekte
(Art.-Nr. 60211)



Möglichkeiten der Wassergestaltung

In diesem Modul erfahren Sie, wie Sie mit 3001 Water Drops* natürliche Moor-Landschaft gestalten. Darauf werden die Water Drops* 10cm x 10cm und die Water Drops* 10cm x 6cm verwendet.



Gewässergestaltung

Was Wasser im Modell noch vor nicht allzu langer Zeit eine beliebige Zierde und nur zufällig zu realisieren, gibt es heute eine Vielzahl an Möglichkeiten. Egal ob ein Wildbach oder eine kleine Fließgewässer, für jede Idee ist das passende Produkt erhältlich.

Die Anwendung dieser Produkte ist im Modul-Landschaftbau-02 beschrieben.



Zur besseren Übersicht: Im Kapitel-Gewässergestaltung wird der natürliche

Regelgeber Modell-Landschaftbau-02



Dekorieren und Ausgestalten



Auf diese Art, nur mit etwas kleineren Tannen, wie die dominante Föhrenwald bei der Brücke ausgestaltet und aufgelockert! Auch hier verwenden auch die verschiedenen Gewässer und haben vorläufige nach (Bild 20 bis 28). Eine mächtige Linde und große Nordmannentanne beschreiben die Stadtlänge und schaffen gleichzeitig für das Auge des Betrachters Werte, die nur die Ende der Modell-Landschaft decken (Bild 29 bis 32).

So entsteht Blick für Stock eine saugte Vegetation. Warum, die mit Büscheln und langen Gräsern durchwachsen sind. Wilder als Kulturen sehen auch eine Nachbarschaft, die durch ihre Größe und Dichte Wirkung nicht geringere sind. Es ist die Vielfalt von unterschiedlichen Maßstäben, die die Modell-Landschaft wie im Original erscheinen lassen (Bild 33).

Regelgeber Modell-Landschaftbau-02, S. 20-21

Bäume und Sträucher



Model Landscaping Seminars at NOCH

Tips and Tricks Straight from a Pro

We cordially invite you to one or more of our NOCH seminars in beautiful Wangen im Allgäu. There is something for everyone in our diverse landscaping topics. You will learn great tricks firsthand and can discuss your experiences and ask questions of our seminar leaders. All seminars begin with a short tour of the factory, which gives you a look behind the scenes and shows you how, for example, Preformed Layouts,

Walls and Portals are made. Under professional guidance, you will create a diorama and learn skills in model landscaping that will enable you to build your dream model railway at home. In what follows, we would like to present a closer look at the topics of the individual NOCH seminars, which vary in content.

Please note: our NOCH seminar offerings are continually being developed. Please inform yourself about our current offerings online at www.noch.com.

There, you'll also find the exact costs, dates, and the option to register for a NOCH seminar.



(Grand)parent & Child Seminar

Learn about the nicest family hobby in the world with your child or grandchild!

You will be surprised how easy it is for you and your child to build and design a landscape! A typical park landscape will be designed in this NOCH seminar: wide paths with many branches, green meadows and a pond.

The topics range from handling the Gras-Master 3.0 to processing 2K Water Gel. Homemade trees and shrubs start off the design of the lovely landscape, which is rounded off with many accessories.



Pro Seminar 'Park Landscape'

The 'Park Landscape' seminar is primarily about imagination and brainstorming.

When implementing your custom-designed park scenery, you will get to know different materials and how to handle and process them.

A bare diorama made of PU foam merely provides the route.



Pro Seminar 'Rocks & Water'

The 'Rocks & Water' seminar deals with topics that occupy every modeller: designing perfect rocks and bodies of water.

You will find out how different materials and sizes complement each other and create an extremely realistic effect for the eye.

You can replicate nature in a deceptively real way with colouring rocks, running water, various grasses, flocking materials, trees and bushes.



Home Academy 'Holiday in the Mountains'

The first online seminar by NOCH. Ideally suited for anyone who cannot make the long journey to us or who cannot take part in a seminar at our premises for other reasons.

In our online seminar, we will show you the construction of a model mountain landscape from scratch. With everything that goes with it: landscaping substructure, rock design, water structuring, adding grass electrostatically with the Gras-Master 3.0, as well as decorating with Grass Tufts, Flock, Figures, etc. Constructing a laser-cut building is also part of the webinar.

You can watch the webinar for free in English at

www.noch.com/home-academy/holidays-in-the-mountains.

The online seminar offers an array of special advantages: it's available 24 hours a day, you can start and pause at the best time for you, and individual sequences can be viewed again and repeated. All necessary items and tools will be made available in a list. Please also note that the Model Landscaping Set on page 20 of the catalogue provides the ideal basic equipment for participation.

NOCH Home Academy: Access It at Any Time, from Anywhere, for Free!

Participate in a NOCH model landscaping seminar!

You can find the first complete online model landscaping seminar from NOCH on our YouTube channel. Managing Director and seminar leader Sebastian Topp guides you through the seminar in five easy-to-understand chapters, in which you'll learn all the modelling techniques in order to build your own diorama or model landscape at home. All the relevant topics, from building the terrain base to rock construction, water design, electrostatic flocking, building a laser-cut building and many other topics, will be explained and dealt with in detail and in a way that is easy to understand.

Special advantages of the webinar 'Holiday in the Mountains'

- Flexible time management, free choice of location: retrievable at any time, from anywhere, at any time of day or night.
- Customised learning plan: watch scenes or entire chapters again, skip ahead, rewind or pause whenever you want.
- Further info: links in the video take you to the shopping and tool lists.
- Additional tips from a pro: in each chapter, you'll get to know lots of additional tips and tricks from the pros.
- Practical: learn about modelling within your own 'four walls'.

Start the seminar today! All the chapters, tool and material lists, as well as the cutting patterns for the outer walls of the diorama can be found at <https://noch.com/home-academy/holidays-in-the-mountains.html>



YouTube



NOCH Home Academy – Learning Content of the Individual Chapters



Episode 1 – Quick & easy creation of a model landscape substructure

In this video, you'll pick up the most helpful tips for creating the perfect substructure of a diorama with the NOCH TERRA-FORM System.

Step by step, you'll learn how to professionally create a mountain landscape from planning through to construction of the framework and its cladding with NOCH Landscape Crepe Paper.



Episode 2 – Realistically cast, colour & install model rocks made of plaster

Designing and colouring rocks on a landscape is a supreme discipline when it comes to constructing a model landscape or diorama. By watching this webinar, you'll find out how the NOCH Rock Forming System works and pick up a load of tips and tricks on how to create rocks easily.



Episode 3 – Design a mountain lake with waterfall, model waters & paths

Just like in nature, water attracts all the attention! Step by step, you'll learn how to professionally design a mountain lake and a waterfall.

At the beginning of the chapter, paths are also designed.



Episode 4 – Electrostatic flocking of model meadows, design bushes & trees

Everything you've always wanted to know about designing natural vegetation in a model landscape.

From using the Gras-Master 3.0 to creating natural-looking meadows and decorating with plants and trees.



Episode 5 – Build & age laser-cut buildings, decorate a model landscape

In this chapter, you'll find out how a laser-cut model kit is built and custom designed through professional ageing. The landscape will then be decorated with figures and accessories and receive the final touches.



Many of the NOCH products presented in the webinar are available as a Landscaping Basic Equipment Package (ref. 60780). More info can be found on the following double page.

THE Basic Equipment for the Professional Model Landscaper!

Landscaping Basic Equipment Package

With the NOCH Landscaping Basic Equipment Package, you have everything you need to begin professionally building a landscape. Regardless of whether you want to equip a model railway with a landscape or are looking to get started with high-quality diorama construction, the enclosed materials are ideal for all gauges and scales.

With the NOCH TERRA-FORM System, you can create stable scaffolding in the blink of an eye. Great rock formations arise through the use of the Rock Former, PROFI Casting Compound and Nature Paints Set.

With the enclosed paints, Water-Drops® color and Aqua Effects, you also have high-quality materials at your disposal for realistic water design. You can decorate your model landscape according to your individual requirements with Stones, Grass Fibres, Flock, Foliage, Grass Tufts and a pack of Trees.

The most important glues are also included so that you can get started right away. Please refer to the table for the exact, very extensive contents of the set.

The enclosed materials are the ideal basic equipment for every modelling workshop.

In connection with the NOCH Easy-Track Railway Route Kit, the set gives you the perfect, simple start in building a model railway layout. In addition, the package represents savings of more than 10%* compared to purchasing the items separately.

We recommend the package as initial equipment for ambitious beginners. Most of the enclosed products have been taken from the high-quality, realistic NOCH PROFI segment, developed by professional modellers, and compiled for you. Using these individual products is very easy and pays off with a perfect result. Each item comes with instructions for how to use it and its applications.

Please also watch out for the NOCH Home Academy with the online seminar 'Holiday in the Mountains'. All products included in the basic package are shown, explained, and worked with in detail in the webinar.

Note: no figures, buildings or accessories are included in the pack.



The NOCH Home Academy: Webinar 'Holiday in the Mountains'

At the NOCH Home Academy, you will learn how to professionally design a mountain landscape from seminar leader and NOCH Managing Director Sebastian Topp. The core topics of the webinar are rock construction, water design, adding grass electrostatically, laser-cut modelling and realistically decorating a landscape. You will get to know all the products in the basic equipment package,

learn how to use them correctly and benefit from lots of tips and tricks. You can attend the webinar free of charge around the clock on the NOCH website at www.noch.com/home-academy/holidays-in-the-mountains.

We hope you enjoy watching and joining in!

Further info can be found on double page 18–19 of this catalogue.





Contents of the Model Landscaping Set

Ref.	Description
------	-------------

07006	Grass Tufts XL, muted colours, 104 pieces, 9 mm
07012	Grass Tufts 'Wild Flowers' 52 pieces, 6 mm and 52 pieces, 9 mm
07072	Master Grass Blend 'Summer Meadow', 2.5 mm to 6 mm, 50 g
07100	Wild Grass 'Meadow', 6 mm, 50 g
07270	Foliage, light green, 20 cm x 23 cm
07301	Leafy Foliage, dark green, 20 cm x 23 cm
07351	Structured Flock, bright green, coarse, 10 g
07352	Structured Flock, medium green, coarse, 10 g
08099	PROFI Shaker, empty
08100	Puffer Bottle
08312	Scatter Grass 'Meadow', 2.5 mm, 20 g
08322	Scatter Grass, medium green, 2.5 mm, 20 g
08362	Scatter Grass, beige, 4 mm, 20 g
09228	PROFI-Rocks 'Rubble', fine, 80 g
09230	PROFI-Rocks 'Rubble', medium, 80 g
09237	Gravel, 250 g
23102	Embankment Vegetation
60823	Terrain Structure Paste 'Field & Nature' 100 g sand (beige), 100 g loam (ochre) 100 g soil (brown)

Ref.	Description
------	-------------

24643	Fir trees, 16 pieces, 4 cm – 10 cm
60840	Landscape Crepe Paper, 90 cm x 80 cm
60856	Water Drops® 'color', 250 g transparent granules for approx. 300 ml and each 25 g of blue, green and brown
60872	Aqua Effects 130 g
60875	Riverbed Colour Set, 100 ml neutral acrylic paint and each 10 ml concentrate blue, green and brown
60918	PROFI Casting Compound 1,000 g, for approx. 800 ml
60920	Modelling Compound, white spackle, 500 g
61130	Grass Glue, 250 g
61133	Scenery Glue, 127 g
61140	Landscaping Spray Bottle, empty
61141	Landscaping Spray Glue, 250 g, ready-for-use mix
61191	Acrylic Color, matt, Ivory, 90 ml
61194	Acrylic Color, matt, light green, 90 ml
61200	Nature Paints Set, 6 colour concentrates, each 20 ml 1 mixing cup, 1 sponge spatula
61233	Rock Former 'Widderstein', 1 large rock, 2 small rocks
61630	TERRA-FORM Connector Pieces, 72 parts in total
61650	TERRA-FORM Wooden Support Poles, each 40 cm long, 35 pieces
61670	TERRA FORM Prop Plates, 16 parts in total



YouTube
Video clip

60780 Landscaping Basic Equipment Package

*The stated price advantages refer to the recommended retail prices of NOCH being valid at time of the catalogue printing in September 2022.

Colours, combinations and forms are subject to change without prior notice.

■ Everything to Get Started



Video clip



The Ideal Start on the Way to Your Own Model Railway Layout!

Starter Set 'Model Railway Layout Construction'

Having a model railway is one of the nicest hobbies in the world. In addition to an enthusiasm for technology, all things miniature and movement, it's chiefly about creating your own perfect little world. This also makes building a model railway layout a leisure activity the whole family can participate in.

So that you can get building your own model railway quickly and safely, we have put together all the products you'll need to get started in this set.

With this Starter Set and a NOCH Easy-Track layout kit, you're perfectly equipped to bring your miniature world to life with tunnels, a bridge, meadows, mountains, roads, a lake and lots of decorations. You'll find many other items with which you can design your model railway in the large NOCH range. Just get cracking and let your imagination run wild.



Savings of more than 15%*!



Once the rails have been laid, tunnel portals and a bridge are installed.



The bridgeheads are clad in wall sheets.



The terrain quickly takes shape with NOCH TERRA-FORM.



Rock compound and paint bring life to the model landscape.



It gets even more realistic with grass fibres and lake film!



Finally, the model landscape is decorated according to your wishes.

Contents of the Starter Set 'Model Railway Layout Construction'

- 1x TERRA-FORM Wooden Support Pole, 40 cm long, 35 pieces (ref. 61650)
- 1x TERRA-FORM Connector Pieces, 72 pieces (ref. 61630)
- 2x Landscape Crepe Paper, 90 cm x 80 cm (ref. 60840)
- 1x Rock-Compound 'Granite', Grey, 400 g (ref. 60880)
- 2x Tunnel Portal, Single Track, 2 pieces each** (ref. 60010)
- 1x Box-Girder Bridge (ref. 21320)
- 3x 3D Cardboard Sheet 'Quarystone Wall' (ref. 56640)
- 2x 3D Cardboard Sheet 'Old Town Pavement' (ref. 56721)
- 1x Acrylic Color, Matt, Gray, 90 ml (ref. 61196)
- 1x Acrylic Color, Matt, Light Green, 90 ml (ref. 61194)
- 1x Grass Glue, 250 g (ref. 61130)
- 1x Puffer Bottle (ref. 08100)
- 1x Scatter Grass 'Spring Meadow', 2.5 mm, 100 g (ref. 50210)
- 1x Lake Film, Blue, 41 cm x 26 cm (ref. 60850)
- 1x Sandstone Boulders, 250 g (ref. 09216)
- 1x Mixed Forest, 10 pieces, 5 – 14 cm high (ref. 26911)
- 1x Lichen, autumn mix, 35 g (ref. 08630)
- 40x Grass Tufts, assorted

**4 tunnel portals in total are included in the set.

HO 60804 Starter Set 'Model Railway Layout Construction'

*The stated price advantages refer to the recommended retail prices of NOCH being valid at time of the catalogue printing in September 2022.

Get Started Easily with NOCH!

The first step is the easiest. For this to be true, we have put together some practical sets for you. This allows you to get to know the most important materials and methods and that way, you can be sure that

you haven't forgotten anything important while shopping. It's time to unpack our useful sets on the following pages and get stuck in! We hope you have lots of fun!



Basic Set 'Modelling'

How do you make getting started with the wonderful hobby of 'model landscaping' as easy and smooth as possible? With the Basic Set 'Modelling'! The package includes everything from creating the ground to flocking and structuring realistic waters, to get you building your own model landscape.

Note: the Water-Drops® easy included in the set are processed while hot. Risk of burns. Please wear gloves.


O HO TT N Z

60801 Basic Set 'Modelling'

Contents: 250 g of ballast
100 g of Terrain Paste, beige
150 g of Water-Drops® easy
50 g of Grass Glue
Puffer Bottle
40 g of Scatter Grass 'Summer Meadow'
(length of the grass fibres 2.5 mm)
42 g of Scatter Material, brown
35 g of Lichen
40 Grass Tufts, mixed



G 1 O HO TT N Z



Scenery Starter Kit

The NOCH Scenery Starter Kit offers everything you need for the initial design phase:

- For creating rocks: NOCH Rock Compound
- For pastures and meadows: Scatter Grass with accompanying Puffer Bottle and Grass Glue to create high-quality grass areas
- For initial designs: a Mini Grass Mat, NOCH Scatter Material, Natural Stones as well as high-grade Lichen, 6 Model Fir Trees and 4 Deciduous Trees

The Scenery Starter Kit is perfectly suited for H0, TT and N gauges.



H0 TT N 60800 Scenery Starter Kit



Video clip

Best value!

Start Set Vegetation

Electrostatic grass application gives your model landscape a certain something. With the Start Set Vegetation, this happens in a simple way, since the 2.5 mm-long Scatter Grass from NOCH can easily be applied with the Puffer Bottle.

Note: to continue modelling, you'll find Grass Glue and Scatter Grasses in many different shades in the large NOCH range.

07069 Start Set Vegetation

Puffer Bottle, 40 g of Scatter Grass 'Summer Meadow'
2.5 mm long, 50 g of Grass Glue



Mini Start Set Landscaping

The Mini Start Set Landscaping contains a selection of the most popular modelling items with which you can create smaller model landscapes, dioramas or nativity scenes. All products are available to purchase separately to enable you to carry on modelling later.

60803 Mini Start Set Landscaping

Contents: Mini Grass Mat 'Meadow', 28 cm x 22 cm
Scatter Material, medium green and brown, each 10 g
Bag of Lichen, dark green, yellow and red, approx. 12 g each
Cork Rock Piece



Easily Get Your Hobby on Track with NOCH Easy-Track!

The Easy-Track Layout Kits spare you the track planning and you can start building immediately with the track and stand parts. An operationally

reliable framework for your custom model railway landscape is created quickly and easily!

G 1 0 H0 TT N Z



■ **Easy-Track Railway Route Kits**

Easy-Track Railway Route Kit 'Karlsberg' – from page 28

- Dimensions: 190 cm x 120 cm
- HO Gauge

Easy-Track Railway Route Kit 'Andreastal' – from page 34

- Dimensions: 210 cm x 125 cm
- HO Gauge

Easy-Track Railway Route Kit 'Martinstadt' – from page 36

- Dimensions: 250 cm x 150 cm
- HO Gauge

Easy-Track Railway Route Kit 'Mittelberg' – from page 38

- Dimensions: 115 cm x 75 cm
- N Gauge

You'll find a description of our Easy-Track guidebook on pages 10 and 11 of this catalogue.

NOCH Easy-Track – The Easy Way to a Personalised Layout!

Easy-Track Railway Route Kit 'Karlsberg'

Easy-Track is a model railway reconceptualised, because Easy-Track relieves you of the time-consuming and painstaking steps of track planning.


You immediately start building your personalised model railway layout in the size of 190 cm x 120 cm. Easy-Track contains everything you need to get cracking on building the layout: the lines for your custom dream layout are already pre-cut, the stands for the route only have to be stuck together, and detailed instructions illustrate how to build the Easy-Track Railway Route System. And of course all the important track plans are included in the Railway Route Kit – see product highlights.

All you need are tracks from the manufacturer of your choice and a base plate. Thanks to the well thought out Easy-Track System, building your track layout goes off without a hitch.

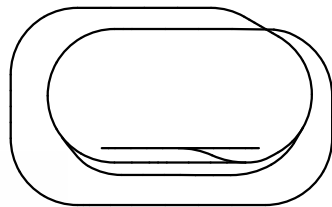


Contents:

- 1:1 plot track plan
- 1 Easy-Track 'Andrealst' Guidebook
- Track plans for Märklin® C/K Track, Trix C Track, PIKO A Track and Roco Line with and without track bed
- 57 pillars; maximum pillar height 9.8 cm, minimum pillar height 1.1 cm
- 6 circle segments 30°
- 7 circle segments 60°
- 11 straight lane segments
- 2 station segments
- 2 point segments
- Wood screws



Set-Up Example A



Track diagram



H0 53600 Easy-Track Railway Route Kit 'Karlsberg'

Exterior dimensions of built up routes: 182 cm x 113.5 cm, 11 cm high
 Minimum floor space required for assembly: 190 cm x 120 cm

Product Highlights:

- Easy-Track Railway Route Kit 'Karlsberg'
- 190 cm x 120 cm
- With H0 track plans for:
 Märklin® C/K Track, Trix C Track, Piko A Track,
 Roco Line with track bed, Roco Line without track bed



Video clip


Do you want to find out more about the innovative Easy-Track System from NOCH? Order the Easy-Track guidebook. More info on pages 10 and 11 in this catalogue.




Set-Up Example A

easy
TRACK®


A landscape is built on the foundation of the Easy-Track Railway Route System. With buildings, crafting material, grass fibres, trees, figures and other decorative details out of the large NOCH range, a great model railway layout is quickly and easily created. Equipped with these products, it is very easy for model railway beginners to build their own customised, dream model railway layout.



1. The course of the routes is marked on the base plate.



2. At the joins of the rail routes, floor slabs for the pillars are screwed on.




3. The pillars are stuck on as planned and the rail routes affixed with adhesive.


Note: you'll find a video on how to assemble this model railway layout on the NOCH YouTube channel at www.noch.de/youtube.



4. The track is now fully assembled.




5. The rails are assembled, and the driving operation is tested.



6. Bridges, roads and footprints for the buildings are installed.

Set-Up Example B

easy
TRACK[®]



7. The landscape is brought into shape with the TERRA-FORM System. This is how mountains, embankments and hills are formed.



8. The framework made of Wooden Support Poles is covered with Landscape Crepe Paper and thus forms the perfect substrate for rocks and meadows.



9. Rock pieces made of a Structured Hard Foam Rock Wall are glued to the particularly steep slopes.

This example set-up by Andreas Theis shows what else you can do with the Easy-Track base if you invest a little more time and acquire the appropriate skills, e.g. by attending NOCH modelling seminars. Many different levels, patinated tracks and buildings, lovingly designed details and countless small scenes will amaze everyone. This also makes the Easy-Track System an ideal basis for advanced and professional modellers!



10. With Modelling Compound, the rock pieces are joined together to make one unit.



11. Ample NOCH Grass Glue is applied in preparation for adding grass.



12. The grass fibres are electrostatically flocked in the glue bed with the NOCH Gras-Master.

NOCH Easy-Track – As Individual as You Are!

One base – endless possibilities

'Andrealstal' is an attractive H0 layout measuring 210 cm x 125 cm and conceived by landscaping professional Andreas Theis. The Easy-Track kit contains everything you need to get cracking on building the layout: the tracks for your custom dream layout are already pre-cut, the stands for the route only have to be stuck together. The perfect crafting guide is the 120-page Easy-Track 'Andrealstal' Guidebook, which can also be found in the kit. All the important track plans are also included, of course. All you need are rails from the manufacturer of your choice and a base plate. Thanks to the well thought out Easy-Track System, building your track layout goes off without a hitch.




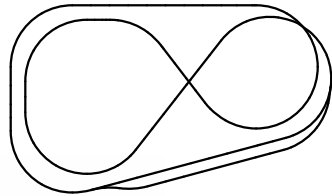
Do you want to find out more about the innovative Easy-Track System from NOCH? Order the Easy-Track guidebook.

More info on pages 10 and 11 in this catalogue.


Contents:

- 1:1 Plot Track Plan • 1 Easy-Track 'Andrealstal' Guidebook
- Track plans for Märklin® C/K Track, TRIX C Track
PIKO A Track and Roco Line without track bed
- 59 Pillars, maximum pillar height 19.5 cm; minimum pillar height 11.5 cm
- 2 Circle Segments, 30°, 9 Circle Segments, 60°
- 9 Straight Track Segments, 9 Curved Track Segments, Wood Screws





Track diagram



Product Highlights:

- Easy-Track Railway Route Kit 'Andreastal'
- 210 cm x 125 cm
- With Easy-Track 'Andreastal' Guidebook
- With H0 track plans for Märklin® C Track and Märklin® K Track, Trix C Track, PIKO A Track, Roco Line without track bed



Video clip

H0 53605 Easy-Track Railway Route Kit 'Andreastal'

Outer dimensions of constructed routes:
195.5 cm x 117 cm
Minimum floorspace required for assembly:
210 cm x 125 cm



Modelling Pro
Andreas Theis

Developed by a Pro to Make It Easy for You to Get Started!

HO NOCH Easy-Track Railway Route Kit 'Martinstadt'

The well-known YouTuber Martin Tärnrot has developed his own Easy-Track layout exclusively for NOCH. And it has what it takes! The well-conceived route plan invites you to drive, shunt, transport goods and travel by train. As well as a winding circuit, sidings are earmarked for the railway station area. Industrial complexes can thus be connected, or a small station can be reached. There's no limit to your imagination when it comes to implementing your ideas.

You can watch Martin building the layout on NOCH's YouTube channel and pick up lots of suggestions there. In addition to a track plan and the necessary railway routes and supports, the kit also contains the Easy-Track "Andreastal" Guidebook, which explains the basic idea and building principles of the Easy-Track system.

Content Easy-Track Railway Route Kit 'Martinstadt':

- 1:1 plot track plan
- 1 Easy-Track 'Andreastal' Guidebook
- Track plans for Märklin® C/K Track, Trix C Track, PIKO A Track and Roco Line without track bed
- pillars, maximum pillar height 13.4 cm, minimum pillar height 2.6 cm
- 8 circle segments, 30°, 80 cm wide
- 3 circle segments, 30°, 160 cm wide
- 7 circle segments, 60°, 80 cm wide
- 5 circle segments, 60°, 160 cm wide
- 12 straight lane segments, 80 cm wide
- 9 straight lane segments, 160 cm wide
- 3 point segments
- 1 compensation segment
- Wood screws

Besides individual parts for assembling the railway route system, the kit also contains the Easy-Track Guidebook 'Andreastal', in which the construction of a layout is clearly explained step by step.



Do you want to find out more about the innovative Easy-Track System from NOCH? Order the Easy-Track guidebook. More info on pages 10 and 11 in this catalogue.





Product Highlights:

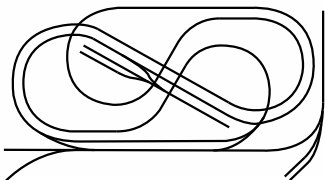
- Easy-Track Railway Route Kit 'Martinstadt'
- Railway Route Kit 243 cm x 148 cm, height 13.8 cm
- With Easy-Track 'Andreastal' Guidebook
- With H0 track plans for Märklin® C Track and Märklin® K Track, Trix C Track, PIKO A Track, Roco Line without track bed



Video clip



H0 53610 Easy-Track Railway Route Kit 'Martinstadt'
 Outer dimensions of constructed routes:
 243 cm x 148 cm
 Minimum floorspace required for assembly:
 250 cm x 150 cm



Track diagram



Youtuber
Martin Tärnrot

NOCH Easy-Track – Finally Also for N Gauge!


N Easy-Track Railway Route Kit 'Mittelberg'

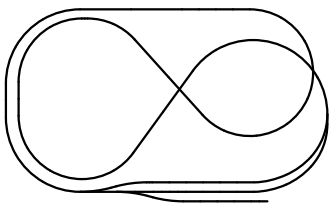
With the Easy-Track Kit 'Mittelberg', we are introducing a wonderful layout kit for N gauge. The varied route goes not only around the model railway landscape but also across it. A change of direction without a reverse loop makes the track plan exciting. A passing loop, a siding and the beautiful course of the route provide plenty of variety during operation. The layout can be operated analogue with two trains, which can alternate between doing their laps. In digital operation, the route network is large enough for two trains to do their laps simultaneously without disturbing each other.

easy
TRACK®


Product Highlights:

- Easy-Track Railway Route Kit 'Mittelberg'
- 110 cm x 64 cm
- With Easy-Track 'Andreastal' Guidebook
- With track plans for Minitrix, Fleischmann with ballast bed (piccolo), Fleischmann without ballast bed, KATO Unitrack





Track diagram



N 53700 Easy-Track Railway Route Kit 'Mittelberg'

Outer dimensions of constructed routes: 110 cm x 64 cm
 Minimum floorspace required for assembly: 115 cm x 75 cm

Contents:

- 1:1 plot track plan
- 1 Easy-Track 'Andreastal' Guidebook
- Track plans for Minitrix, Fleischmann with ballast bed (piccolo), Fleischmann without ballast bed, KATO Unitrack
- 21 pillars; maximum pillar height 9.6 cm, minimum pillar height 3.1 cm
- 5 circle segments, 24°
- 17 circle segments, 30°
- 5 straight lane segments
- 3 special lane segments
- 2 point segments
- Wood screws

In addition to the individual parts for constructing the Railway Route System, the kit also contains the Easy-Track Guidebook 'Andreastal', which explains how to build an Easy-Track Railway Route Kit by way of example.

Do you want to find out more about the innovative Easy-Track System from NOCH? Order the Easy-Track guidebook. More info on pages 10 and 11 in this catalogue.



NOCH Modeller
 Azariah Mertens



For the Landscape of Your Dreams!

The heart and soul of a model railway is its landscape – making landscaping one of the most beautiful, important and demanding tasks in designing a layout. No matter whether you want to creatively implement your own ideas or reproduce a true-to-life landscape: what you need is not only imagination, leisure and a little dexterity, but above all, the

right crafting material. In the NOCH range, you will find everything your hobbyist heart could desire. For further information, we recommend our guidebooks 'A Family Hobby – Model Railway' (see pages 12 and 13) and 'St Sebastian' (see pages 14 and 15).



■ **Landscape and Track Construction**

NOCH TERRA-FORM System – from page 42

- Quick and easy assembly of a landscaping framework

Landscaping Material – from page 44

- Landscape-Modelling Foil, Landscaping Wire Mesh, Modelling Plaster Cloths, Rock and Modelling Compound

Cork Track Beds – page 47

- Easy to lay, great sound insulation

Ballast and Natural Stones – from page 48

- Ballast and stones for realistic model landscapes

PROFI Ballast Beds – from page 50

- Track beds for highest requirements and matching accessories

Track Helices – from page 52

- Track helix system from LAGGIES for overcoming large height differences


Track Cleaning and useful Accessories – from page 54

- Helpful accessories: PROFIL Foam Train Service Tray, Foam Ramps, Cable Ties
- Handy tools for rail cleaning

How to Give Your Landscape a Unique Identity

NOCH TERRA-FORM

TERRA-FORM is a proven and extremely sophisticated method for creating your model landscape: quick and uncomplicated, extremely lightweight, highly flexible and cost-effective. The foundation of the system consists of two- to five-way connecting elements made of flexible plastic, to which round rods are joined in order to make the desired shape. The round rods can be cut to any length you like and then connected together. You do not need to have manual skills for this, nor many tools: scissors, craft knife, fine saw, hammer and hot glue gun. Unlike the traditional approach, you begin by laying out the tracks. On a base of your choice (e.g. blockboard, chipboard, solid wood panel), you first build the rail system and lay all electrical connections. Following a test drive, you start designing the landscape – above and around the track. First, you build the tent-like framework. Since the round rods are only slotted into the connecting elements, the construction can be corrected and changed at any time. Thanks to this scaffolding system, subsequent remodelling is just as unproblematic as ongoing 'maintenance' of the rail and all the mechanics. Once the framework is standing, it is then covered with NOCH Landscape Crepe Paper to form your landscape template, which you can customise as you wish.



Info Tip

Teach yourself perfect landscape design with NOCH

On pages 6 to 9 of the catalogue you will find two guidebooks. When building model landscapes, the NOCH TERRA-FORM system is the basic framework used.

71904 'Familien-Hobby Modellbahn' Guidebook

German, 120 pages

(further information can be found on pages 12 and 13)

71905 'A Family Hobby – Model Railway' Guidebook

English, 120 pages

71910 Ratgeber Modell-Landschaftsbau 'St. Sebastian'

German Guidebook, 120 pages

(further information can be found on pages 14 and 15)

71911 Guidebook Model Landscaping 'St Sebastian'

English, 120 pages

71917 Guide du modélisme 'Saint Sébastien'

French Guidebook, 120 pages

71902 Guidebook Easy-Track „Andreastal“

German, 124 pages

71903 Guidebook Easy-Track 'Andreastal'

English, 124 pages



It is very easy to cut the wooden poles to the right length.



The flexible 5-way connectors make it possible to assemble the tent-like construction as desired.



The connectors and wooden poles do not have to be glued. This allows you to change the rough template of your landscape until it matches your concept.



Due to the TERRA-FORM base plates and connectors, the framework has a stable footing on every base.



61605 TERRA-FORM Test Package

The TERRA-FORM Test Package contains TERRA-FORM materials to try out the system. Many work steps can be tested by putting together materials in the pack.



Thanks to the flexibility of the poles, curved ridges or jagged overhangs can be created.



Once the framework meets your expectations, the NOCH Landscape Crepe Paper is glued on.



Landscaping with TERRA-FORM: with the material from the Basic Set (ref. 61601) ...



this landscape was built.



Reinforced cardboard



Prop upper plates, detachable



5-way connector, detachable



Prop lower plates, detachable



3-way connector

TERRA-FORM supplement:

61620 Reinforced Cardboard
5 pieces, very strong carton
55 cm x 40 cm, to apply as a
stable base for track series or
houses



2-way connector

61630 Connector Pieces
72 parts in total:
• 18 5-way connector
• 14 3-way connector
• 8 2-way connector
• 8 2-way round, flat connector
• 24 1-way connector with
adhesive pad



2-way round, flat connector

61640 Base Plates and Clamps
40 parts in total:
• 20 base plates
• 20 2-way clamps
The base plates can be divided and thus
used for H0, TT, N and Z



1-way connector with adhesive pad

61650 Wooden Support Poles
40 cm long, 35 pieces



Base plate

61660 Flex Support Pole
divisible, 3 m long



2-way clamps

61670 Prop Plates
16 parts in total:
• 8 prob upper plates
• 8 prob lower plates
The prop upper and lower plates can
be divided and thus used for H0, TT, N
and Z.

Note: the basic set contains the framework system (see picture above left), but not the modelling compound, grass, and extra decoration.
Contents: see TERRA-FORM Basic Set.
The compilation of all materials needed to assemble a complete model landscape can be found in the Model Landscaping Set on pages 22 and 23.



61601 TERRA-FORM Basic Set

This Basic Set contains everything you need for building a landscape substructure.

Landscape Framework, 228 parts in total:

- 50 wooden poles (40 cm each)
- 1 flexible support pole (100 cm)
- 36 connectors, 5-way
- 28 connectors, 3-way
- 16 connectors, 2-way
- 16 round, flat connectors, 2-way
- 48 connectors, 1-way with adhesive pad
- 4 clamps
- 12 prop upper plates
- 12 prop lower plates
- 4 base plates

You also get to know:

- 60 cm x 60 cm NOCH Landscape Crepe Paper

Landscape-Modelling Foil

Stable, shapeable and self-supporting foil for the construction of mountains, tunnels and landscapes. The foil is equipped with a rough special coating on one side, which is the optimum base for further treatment with NOCH landscaping products like rock compound, scatter material, grass, etc.

Note: not for sale in the USA



60835 Landscape-Modelling Foil
150 cm x 25 cm



Craft Tip: **Landscape-Modelling Foil**


Cut the Landscape-Modelling Foil to the required size. By carefully bending it, you can easily mould the mountain into whatever shape you would like. The Landscape-Modelling Foil is attached by sticking it to the foundation. Then you can continue working with the NOCH Rock Compound directly on the modelling foil.

Landscaping Wire Mesh

Stable, flexible, shapeable – these are the outstanding characteristics of this innovative material for the designing of model landscapes. Use the landscaping material on the TERRA-FORM system by NOCH, on a substructure frame or any other substructure. You get a robust and stable surface on which you can directly work with other craft materials.



60833 Landscaping Wire Mesh
100 cm x 75 cm, folded in bag





Landscape Crepe Paper

Tough but flexible special crepe paper with a waterproof middle layer. So you can model directly onto the crepe paper and also safely utilise materials containing liquid in your design.



60840 Landscape Crepe Paper
90 cm x 80 cm



Landscaping Aluminium Wire Mesh

Finely-woven, shapeable aluminium mesh. For smaller, self-supporting mountain constructions. Ideal for covering the frame of a substructure.

60990 Landscaping Aluminium Wire Mesh XL
100 cm x 75 cm, folded in bag

60991 Landscaping Aluminium Wire Mesh
50 cm x 75 cm, folded in bag



Modelling Plaster Cloth

With these special plaster bandages, you can cover substructures made of Landscaping Aluminium Wire Mesh. The construction becomes particularly stable when the bandages are applied to the substructure in several layers. For larger building projects, we recommend our large pack of Modelling Plaster Cloth XL, offered for a bargain price.



60980 Modelling Plaster Cloth
2 rolls of 200 cm x 10 cm each



60982 Modelling Plaster Cloth XL
4 rolls, length 300 cm each
width 2 x 14.5 cm, 1 x 9.5 cm
1 x 6.0 cm



Craft Tip: Modelling Plaster Cloth

NOCH Modelling Plaster Cloth is ideal for stabilising our mountain subconstruction made of Landscaping Aluminium Wire Mesh. Cut the fabric into 15 to 20 cm long strips. Dip them briefly in lukewarm water and place the wet plaster bandages on your substructure. Allow each strip to overlap with approximately half of the previous one. This overlapping makes your substructure significantly more stable. Then spread the plaster evenly with your hand.



Rock Compound

Due to its special composition, the NOCH Rock Compound automatically forms a 'rocky' surface structure upon drying. The two popular NOCH Rock Compound products are also available at a favourable price in a large pack of 1,000 g.



Craft Tip: Designing rocks with NOCH Rock Compound

Add some water to the NOCH Rock Compound and stir the mixture. After applying the mixture with a trowel (or a knife), it hardens after about 15 minutes. When drying, the special composition of the compound mixture forms its own rock-like surface. Especially beautiful and realistic rock structures can be created by breaking up NOCH Hard Foam Rocks and Rock Plates into the desired size and incorporating them in the mixture while it is still damp.

You can find a large selection of rock pieces, rock plates and rocks made of NOCH Hard Foam in the chapter 'Rocks and Rock Walls' starting on page 84 of this catalogue.



Best
value!

60880 Rock Compound 'Granite'
grey, 400 g

60882 Rock Compound XL 'Granite'
grey, 1,000 g



Best
value!

60890 Rock Compound 'Sandstone'
brown, 400 g

60892 Spackle-Compound XL
'Sandstone'
brown, 1.000 g

Modelling Compound

The smooth, white compound mixture is ideal for creating flat surfaces (e.g. floor space for houses or roads).

Also, the NOCH Modelling Compound does not become brittle upon drying – the risk of cracks forming is very low.



60920 Modelling Compound
white spackle, 500 g



Perfect Embedding for Your Tracks!

Cork Track Beds for Model Railway Tracks

Cork Track Beds are a real model railway classic: they lend themselves as the perfectly stable and noise-absorbing base for model railways tracks, such as the MÄRKLIN® K track or the PIKO® A track. The track beds are easy to lay: for glueing them together, we recommend NOCH Latex Adhesive (ref. 61135). NOCH Ballast, which you can find on the following page, is the most suitable for laying ballast.



First, the cork track bed is split by bending it in the middle...



and the two resulting strips are then glued together again along the 'back'. The cork track beds can therefore be laid flexibly and follow every course of the track.



HO **50410** Cork Track Bed, 3 mm high
6 pieces, 4.4 cm x 50 cm each (total length 3 m)

HO **50412** Cork Track Bed, 3 mm high
18 pieces, 4.4 cm x 50 cm each (total length 9 m)

TT **HO_m** **50460** Cork Track Bed, 3 mm high
6 pieces, 3.6 cm x 50 cm each (total length 3 m)

TT **HO_m** **50462** Cork Track Bed, 3 mm high
18 pieces, 3.6 cm x 50 cm each (total length 9 m)

N **50490** Cork Track Bed, 2 mm high
6 pieces, 2.8 cm x 50 cm each (total length 3 m)

N **50492** Cork Track Bed, 2 mm high
18 pieces, 2.8 cm x 50 cm each (total length 9 m)

Note: all cork track beds on this page are supplied without rails and points.



HO **TT** **HO_m** **50416** Cork Plate, 3 mm high
2 pieces, 15 cm x 50 cm

N **50496** Cork Plate, 2 mm high
2 pieces, 15 cm x 50 cm

Latex Adhesive – Ideal for Cork Track Beds



NOCH Latex Adhesive is a viscous glue paste with a wide range of applications. The milky-white glue emulsion can be applied directly from the dispenser bottle with a brush or putty knife onto cork, wood, rubber, felt, cardboard and textiles. The latex adhesive is ideal for glueing down NOCH Cork Track Beds. The non-toxic adhesive is also suitable for glueing together rails and railway lines to ensure sound insulation. In addition, the rail can be ballasted at the same time.

61135 Latex Adhesive
125 g



Just Like Real Track Ballast!

PROFI Ballast and Track Ballast

Ballast and stones play a very important role when designing a realistic model landscape. Typically, track ballast is mined by region and therefore reflects the colour of the rocks and stones of that region. Among other things, with the assortment of NOCH PROFI Ballast, you can make your ballasted track beds look extremely realistic.


PROFI Ballast is available in four different colours and two different grain sizes for HO, TT, N and Z gauges. There are three different colour shades for O gauge. These varieties are great mixed together to create completely new, original colours.



HO TT 09361 PROFI Ballast 'Limestone'
beige brown
250 g bag



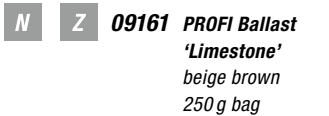
HO TT 09363 PROFI Ballast 'Granite'
grey
250 g bag



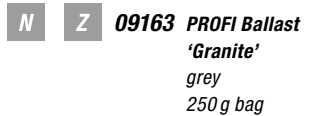
HO TT 09365 PROFI Ballast 'Basaltic Rock'
dark grey
250 g bag



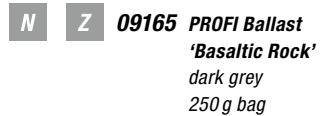
HO TT 09367 PROFI Ballast 'Gneiss'
red brown
250 g bag



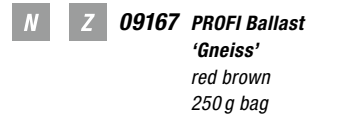
N Z 09161 PROFI Ballast 'Limestone'
beige brown
250 g bag



N Z 09163 PROFI Ballast 'Granite'
grey
250 g bag



N Z 09165 PROFI Ballast 'Basaltic Rock'
dark grey
250 g bag



N Z 09167 PROFI Ballast 'Gneiss'
red brown
250 g bag



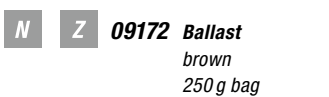
HO TT 09372 Ballast
brown
250 g bag



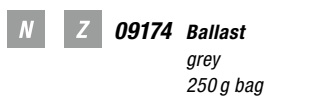
HO TT 09374 Ballast
grey
250 g bag



HO TT 09376 Ballast
dark grey
250 g bag
suitable for
Märklin® C Track



N Z 09172 Ballast
brown
250 g bag



N Z 09174 Ballast
grey
250 g bag



O 09368 PROFI Ballast 'Granite'
grey
250 g bag



O 09369 PROFI Ballast 'Basaltic Rock'
dark grey, 250 g bag



O 09370 PROFI Ballast 'Gneiss'
reddish brown
250 g bag

Ballast Glue

This glue is ideal for applying ballast. Thanks to the nozzle, you can also easily reach inaccessible spots.



Usage: spread the loose ballast between the sleepers and then drizzle on the ballast glue.

61134 Ballast Glue
130 g



Craft Tip: Ballasting tracks

In order to design a perfect track bed, we recommend NOCH Cork Track Beds as bases for your track (e.g. ref. 50410 for H0 scale, ref. 50460 for TT scale and ref. 50490 for N scale). These have a sound-absorbing effect and even create the appearance of a poured bed of ballast, with small embankments to the left and

right of the rails. The ballast is loosely scattered and then spread around the gaps between the sleepers with a brush. Afterwards, drizzle on some NOCH Ballast Glue (ref. 61134) to permanently fix the ballast.



The rail is laid and fixed onto the cork track bed.



The ballast is now loosely scattered. The NOCH Shaker (ref. 08099) is very useful for this.



The ballast is then spread between the railway sleepers with a brush.



The loose ballast is applied with NOCH Ballast Glue (item no. 61134).



PROFI Rocks 'Rubble'

Steep mountains and rocky slopes are among the most impressive motifs that can be recreated in a model landscape. Small and large rocks and boulder blocks regularly break away from cliffs and crags and then accumulate in screes, beneath steep mountain walls or in riverbeds. NOCH Rubbles are ideal for recreating such rock formations, screes and wonderful riverbeds and lakebeds in your model, and for adding detail. The rubble is available in three different grain sizes, which can be used alone or mixed together.



09228 PROFi Rocks 'Rubble'
fine, 80 g bag
grain, 1 mm – 2 mm



09230 PROFi Rocks 'Rubble'
medium, 80 g bag
grain, 2 mm – 5 mm



09232 PROFi Rocks 'Rubble'
coarse, 80 g bag
grain, 6 mm – 16 mm



09202 Coal
250 g bag

Natural Stones

Nothing looks more realistic than natural products. That's why NOCH chooses natural stones for model landscaping. All stones are finely ground and sorted by size.



09204 Chippings Lahn
250 g bag



09214 Boulders
250 g bag



09216 Sandstone Boulders
250 g bag



09226 Rock Boulders Hegau
250 g bag



09203 PROFi Rocks 'Coal'
100 g bag

PROFI Rocks 'Coal'

PROFI Rocks 'Coal' consists of a material that looks exactly like real coal.

Safe in Bed!

HO and N PROFI Ballast Beds

NOCH PROFI Ballast Beds meet the highest standards of professional railway modellers in terms of quality and appearance. It's probably also the easiest way to make a super realistic track bed. The track's sleepers are simply pressed into the foam track bed. It's possible to use NOCH Latex Adhesive (ref. 61135) or a 'floating installation', where the track is screwed directly onto the base plate or railway route through the track bed. In order to provide points, crossings and other special tracks with a ballast bed, unballasted NOCH PROFI Plates for Ballast Beds and the fitting NOCH PROFI Ballast in grey and brown are available individually in both gauges. NOCH Ballast Glue (ref. 61134) is ideal for adding ballast.

The Ballast Beds in HO gauge are suitable for all common sleeper tracks without their own beds from all manufacturers (e.g. Märklin, Fleischmann, PIKO, PECO, Roco, etc.).

The Ballast Beds in N gauge are suitable for all common sleeper tracks without their own beds from all manufacturers (e.g. Minitrix, Arnold, etc.).



HO 50510 PROFI Ballast Bed, grey
10 pieces, each 45 cm

N 50520 PROFI Ballast Bed, grey
10 pieces, each 45 cm



HO 50511 PROFI Ballast Bed, brown
10 pieces, each 45 cm

N 50521 PROFI Ballast Bed, brown
10 pieces, each 45 cm



Gauge HO: 5.5 cm
Gauge N: 3.7 cm

Gauge HO: 45 cm
Gauge N: 45 cm

Gauge HO: 0.7 cm high · Gauge N: 0.6 cm high

The easiest way to create the most realistic Ballast Bed!



HO 50519 Plates for Ballast Beds
Unballasted
3 pieces, 30 cm x 15 cm x 0.6 cm



HO TT 09380 PROFI Ballast
grey, 250 g bag



HO TT 09381 PROFI Ballast
brown, 250 g bag



N 50529 Plates for Ballast Beds
Unballasted
3 pieces, 30 cm x 15 cm x 0.4 cm

N Z 09180 PROFI Ballast
grey, 250 g bag

N Z 09181 PROFI Ballast
brown, 250 g bag



Craft Tip:
It's so easy to design your super realistic Ballast Bed



Cut PROFI Ballast Bed to size with a pair of scissors.




Simply press the track into the PROFI Ballast Bed.



Screw the rail to the base plate or railway route.

The Best Way to Change Levels

LAGGIES Helix



It's that easy!

What exactly is a track helix?

A track helix is a spiral on which a train travels from one level to a level lower down or higher up. So, the train goes up or down the track helix. The track helix has the same gradient at each point so that even long trains can overcome large height differences.

When do I need a track helix?

There are numerous possible applications. Here are some examples:

- to reach a lower or higher level.
- to get to hidden storage tracks underneath the layout.
- to connect two layouts of different heights.

How do the trains not derail when they go along the curves in the helix?

The outer curves of the track helix are around 3 mm higher. This significantly improves driving safety and reduces rolling resistance.



What versions of LAGGIES Helix are available?

There are track helices for H0 and N gauges – a perfect complement to the specific conditions of individual railway manufacturers. All track helices can be set up to run in a clockwise or counterclockwise direction.

How can I overcome even larger height differences with a track helix?

Every track helix needs a so-called basic helix. This basic helix includes the entrance to the helix and the exit from the helix. Any number of add-on helices can be set up on this basic helix – depending on the height difference that must be handled by the train.

The Basic Helix


The basic helix comprises 1 1/2 circles. The crossing height as well as the entrance and exit can be reached with a basic helix.

The Add-on Helix

The add-on helix comprises a full circle. As many add-on helices as you like can be placed on a basic helix. In this way, even the biggest height differences in the tightest of spaces can be handled smoothly.


Note: the height differences that can be bridged by a basic or add-on helix are detailed in this table.

Height difference – basic or add-on helix		
Gauge	System	Height difference
H0	Basic Helix	130.5 mm
H0	Add-on Helix	87 mm
N	Basic Helix	81 mm
N	Add-on Helix	54 mm



Double-track 'Basic Helix'
(1 1/2 circles)

Basic Helix: 1 1/2 circles (9 segments) – complete set with all the necessary components (below).
Add-on Helix: 1 circle (6 segments) – complete set with all the necessary components (above).



Double-track 'Add-on Helix' (1 circle)

Contents of a basic helix set, e.g. for an H0 Scale helix:

Qty.	Description	Qty.	Description
6	Base plates, small, 1 mm	9	Plywood circle segments
6	Base plates, large, 4 mm	1	Railway segment, straight
12	Supports, small, 14.5 mm	50	Wood screws
22	Supports, large, 43.5 mm	1	Radius template
12	Support caps	1	Instruction manual
18	Segment holders		

What is the LAGGIES Helix made of?

The assembly kit consists of precision-cut railway segments of 4 mm-strong plywood and matching supports and holders.

As an example, see the contents of an H0 Scale Basic Helix to the left, which we have put together for you.

In the following table are the LAGGIES Helices, sorted by track gauge and radius. Every helix can be set up to run in a clockwise or counterclockwise direction. The complete assembly kit contains all the necessary supports, railway segments and detailed instructions. Please be aware that each helix requires a basic circle. The number of add-ons required depends on the height that you want to bridge.

LAGGIES Helix complete assembly kits

(clockwise or counterclockwise, with detailed instructions)

Outer diameter = outer measurement between two supports

H0 Track radius 360 mm, single-track

for Märklin® M/K/C, TRIX C, Fleischmann Modell/Profi, Roco/Roco Line, PIKO A and tracks of this radius

53001 Basic Helix H0, 9 segments = 1 1/2 circles
Assembled height: 130.5 mm
Segment width: 80 mm
Gradient, inner: 3.8 %
Outer diameter: 828 mm

53101 Add-on Helix H0, 6 segments = 1 circle
Height of level: 87 mm

H0 Track radius 360/437.5 mm, single- or double-track

for Märklin M/K/C, TRIX C, Fleischmann Modell/Profi, Roco/Roco Line, PIKO A and tracks of these radii

53004 Basic Helix H0, 9 segments = 1 1/2 circles
Assembled height: 130.5 mm
Segment width: 165 mm
Gradient, inner: 3.8 %
Gradient, outer: 3.17 %
Outer diameter: 998 mm

53104 Add-on Helix H0, 6 segments = 1 circle
Height of level: 87 mm

H0 Track radius 420/483 mm, single- or double-track

for Fleischmann Profi R2/R3, PIKO A R2/R3 Roco Line R3/R4 and other tracks of these radii

53005 Basic Helix H0, 9 segments = 1 1/2 circles
Assembled height: 130.5 mm
Segment width: 145 mm
Gradient, inner: 3.3 %
Gradient, outer: 2.87 %
Outer diameter: 1,078 mm

53105 Add-on Helix H0, 6 segments = 1 circle
Height of level: 87 mm

H0 Track radius 481.2/542.8 mm, single- or double-track

for Fleischmann Profi R3/R4, PIKO A R3/R4, Roco Line R4/R5 and other tracks of these radii

53007 Basic Helix H0, 9 segments = 1 1/2 circles
Assembled height: 130.5 mm
Segment width: 145 mm
Gradient, inner: 2.88 %
Gradient, outer: 2.55 %
Outer diameter: 1,214 mm

53107 Add-on Helix H0, 6 segments = 1 circle
Height of level: 87 mm

H0 Track radius 515/579.3 mm, single- or double-track

for Märklin C, TRIX C

53009 Basic Helix H0, 9 segments = 1 1/2 circles
Assembled height: 130.5 mm
Segment width: 145 mm
Gradient, inner: 2.69 %
Gradient, outer: 2.39 %
Outer diameter: 1,276 mm

53109 Add-on Helix H0, 6 segments = 1 circle
Height of level: 87 mm

H0 Track radius 554/619 mm, single- or double-track

for Märklin K and flex tracks from all manufacturers

53008 Standard Helix H0, 9 segments = 1 1/2 circles
Assembled height: 130.5 mm
Segment width: 145 mm
Gradient, inner: 2.5 %
Gradient, outer: 2.23 %
Outer diameter: 1.352 mm

53108 Add-on Helix H0, 6 segments = 1 circle
Height of level: 87 mm

N Track radius 194/230 mm, single- or double-track

for Arnold, Fleischmann piccolo, Roco N, Minitrix and other tracks of these radii

53026 Standard Helix H0, 9 segments = 1 1/2 circles
Assembled height: 81 mm
Segment width: 100 mm
Gradient, inner: 4.43 %
Gradient, outer: 3.74 %
Outer diameter: 560 mm

53126 Add-on Helix H0, 6 segments = 1 circle
Height of level: 54 mm

N Track radius 329/362 mm, single- or double-track

for Roco N, Minitrix, flex tracks and other tracks of these radii

53027 Basic Helix H0, 9 segments = 1 1/2 circles
Assembled height: 81 mm
Segment width: 100 mm
Gradient, inner: 2.61 %
Gradient, outer: 2.37 %
Outer diameter: 840 mm

53127 Add-on Helix H0, 6 segments = 1 circle
Height of level: 54 mm



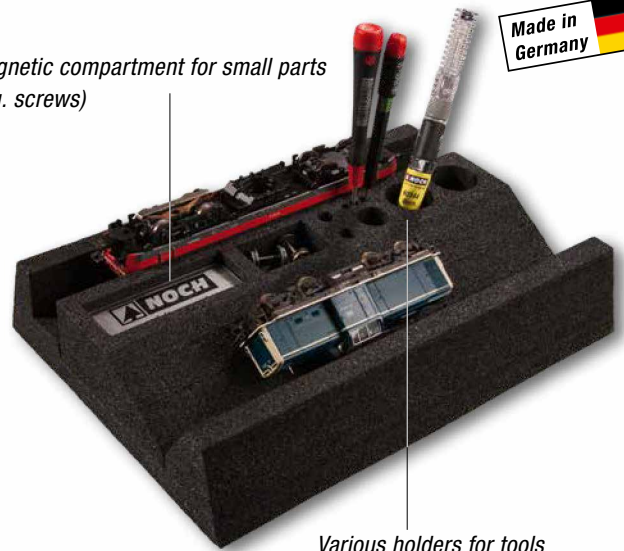
This layout demonstrates the possibilities of combining LAGGIES and TERRA-FORM systems.

Safe in Bed!


PROFI Foam Train Service Tray

Developed by professionals for professionals, this is reflected in the many details of these Foam Train Service Trays. The PROFI Foam Train Service Tray has two hollows for your locomotives. In one, the locomotive can be clamped upside down in the soft foam. It is now easy to inspect from below, and gears and axles can be easily oiled. Locos and waggons can be placed sideways or diagonally upside down in the sloping tray. This allows side panels to be cleaned and engines and piston rods to be repaired, as well as many other servicing jobs. The Foam Train Service Trays have different compartments and recesses, in which a brush, oil pen and tools can fit. Small parts and screws can be stored in the integrated compartments. So that small parts do not get lost, a magnetic disc is incorporated in one compartment. The tiniest screws, for example, adhere to it.


Magnetic compartment for small parts (e.g. screws)



Various holders for tools and compartments.



H0 TT 99355 PROFI Foam Train Service Tray



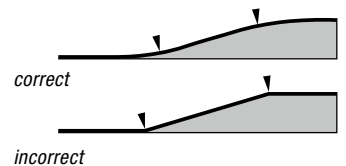

N Z 99352 PROFI Foam Train Service Tray

Foam Ramps

NOCH Ramps are made of a very flexible yet sturdy foam material that can effortlessly be adapted to your rail plan. NOCH Ramps are available in different heights and lengths. If you have enough space, we recommend that you always select the long version with the lower gradient. The low version is for layouts operating without the use of a catenary system.




- H0 99356 Ramp with embankment**
single track, 4% grade, 260 cm x 5.5 cm, 10 cm high
- H0 99358 Ramp without embankment**
single track, 8% grade, 115 cm x 5.2 cm, 8 cm high
- H0 99359 Ramp without embankment**
single track, 6% grade, 175 cm x 5.2 cm, 9 cm high
- H0 99360 Ramp without embankment**
single track, 7% grade, 60 cm x 6 cm, 4 cm high
- N 99348 Ramp without embankment**
single track, 3.5% grade, 135 cm x 3.8 cm, 4.5 cm high




The illustration shows an H0 scale ramp with an embankment (rear) and an N scale ramp without an embankment (front).

Cable Ties and Mounting Clips



60160 Cable Ties
10 clamping strips for each 12 cables, simply stick or nail under the layout and click the cables into the clamps



60180 Mounting Clips
20 pieces, simply stick or nail under the layout and pull the cable through the clip



Little Helpers, Great Effect!





Track Cleaners

Track cleaners – an ingenious invention for cleaning model railway tracks – are available in H0, TT, N scales and also for H0 US cars. And using them is so easy:

- the track cleaners consist of a robust plastic frame with a brush-like cleaning surface that effectively removes dirt on the tracks.
- the cleaners are simply clipped onto the axles of a car – and they immediately start cleaning the rails in both directions while in normal driving mode, seemingly by chance!
- the H0 Track Cleaners are suitable for H0 two-axle carriages from Märklin®, Fleischmann®, Roco®, PIKO® and TRIX® (max. axle diameter

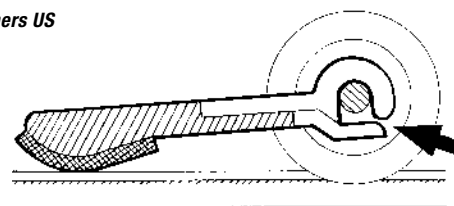
2.0 mm). They can be used for two-axle carriages of all makes (max. axle diameter 1.4 mm) in TT and N scales.

- the H0 US Track Cleaners are suitable for US cars (max. axle diameter 3.0 mm).
- the track cleaners are suitable for both AC and DC.
- the track cleaner should only be replaced when the cleaning surface is heavily soiled.



- H0** 60157 Track Cleaners
5 pieces
- TT** 60159 Track Cleaners
5 pieces
- N** 60158 Track Cleaners
5 pieces

- H0** 60156 Track Cleaners US
5 pieces



Cleaning Block

With the NOCH Cleaning Block, impurities on the tracks like oil, sticky dust or traces of oxidation, can be easily 'erased'.

60140 Cleaning Block



True Works of Art in Miniature

NOCH Bridges boost the attractiveness of every model railway layout. They are also very versatile; for example, for traversing inclines, rivers and valleys. Our assortment of bridges comprises three very different kinds of model railway bridges:

- Laser-Cut Bridges
- Ready-made Structured Hard Foam Stone Bridges
- Assembly kits of classic Steel Bridges, made of plastic.





Bridges and Viaducts

Laser-Cut Bridges – from page 58

- Made of a special, high-grade laser-cut cardboard
- Extremely delicately lasered details, such as rivets in a steel construction
- The adhesive required for assembly is included in the kits

Structured Hard Foam Stone Bridges – from page 63

- Ready-made models with an extremely realistic surface texture
- Made of high-grade structured hard foam
- Easy to work with (cut, saw, file)

Plastic Bridges – page 69

- Reasonably-priced plastic modelling kits
- Easy to build
- Various steel bridges

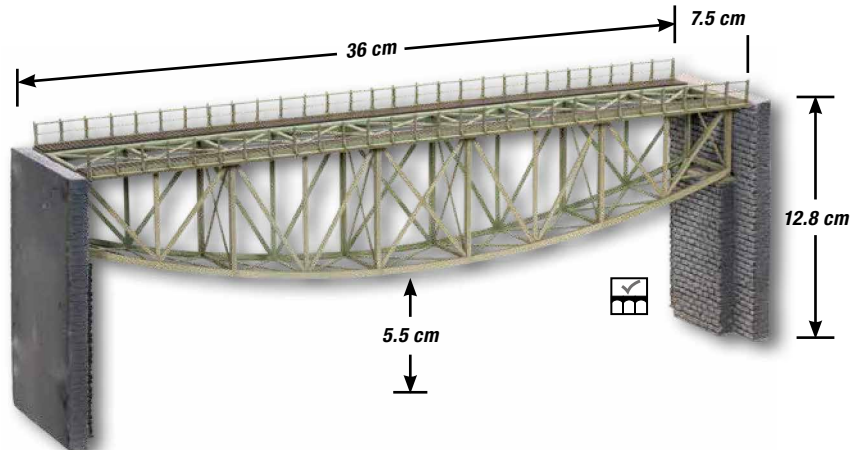


Laser-Cut Bridge Kits

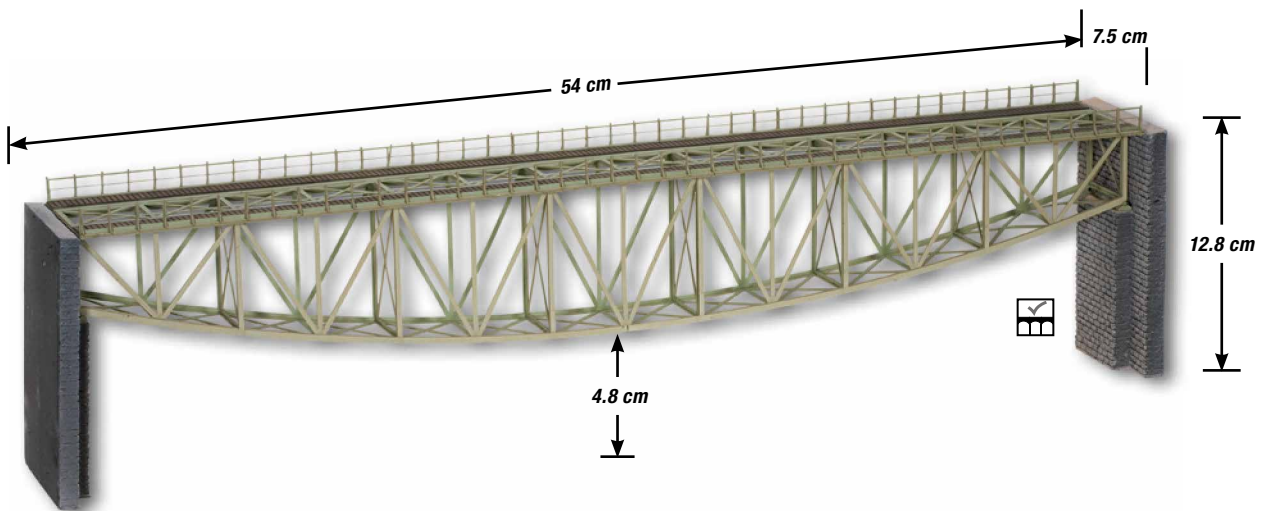


NOCH Laser-Cut Bridges are not only beautiful but also stable.

The statics of the delicately lasered parts follows the same rules as for their larger counterparts. This results in small steel construction works of art that are perfectly suited to your model landscape.



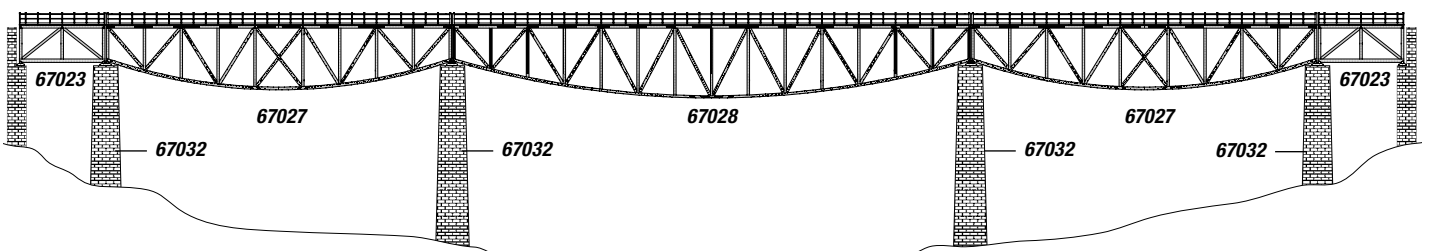
HO 67027 Fishbelly Bridge with bridgeheads



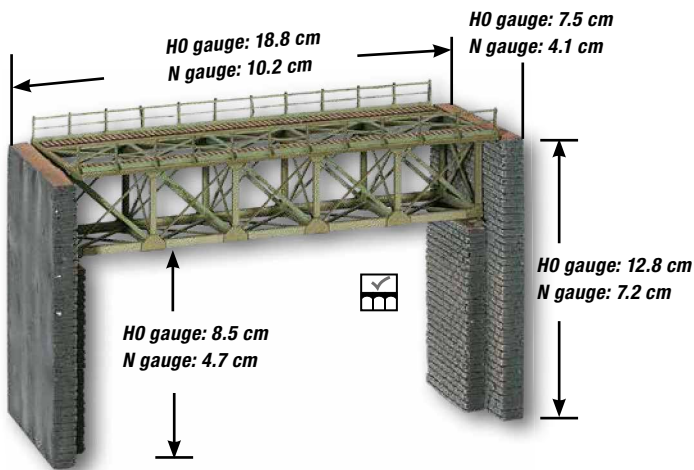
HO 67028 Fishbelly Bridge with bridgeheads

Note: the bridges on this page are designed for single-track railways. For double-track train systems, two bridges can be installed side by side.

All bridgeheads on this page can be extended with walls from the 'Stone Wall PROFI-plus' series (see page 72). All laser-cut kits on this double page come with Laser-Cut Special Adhesive.

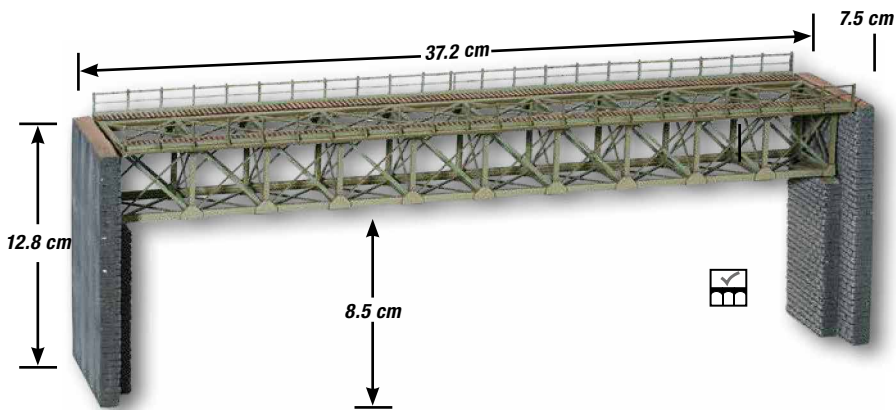


Suggestion for assembly: Fishbelly Bridges with Approach Bridges and Bridge Piers (total length: 144 cm)

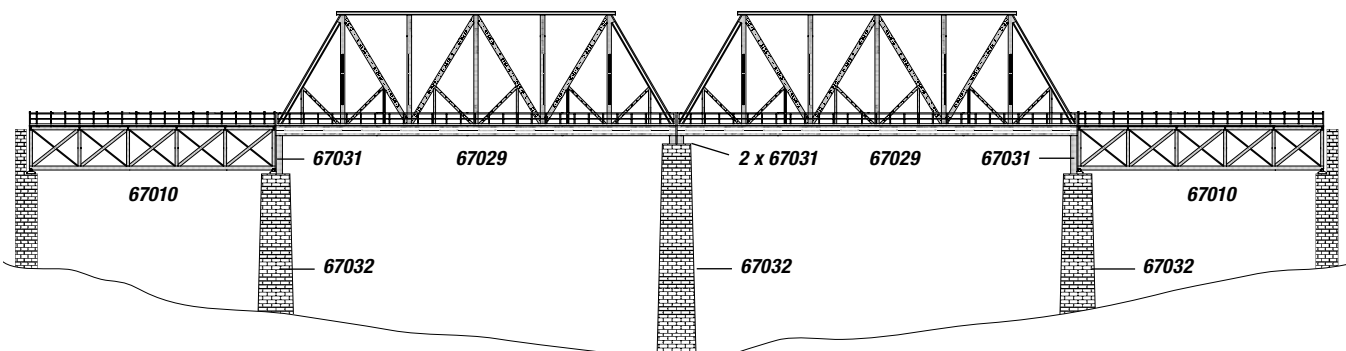


H0 **67010 Steel Bridge** with bridgeheads
 This bridge cannot be combined with other Laser-Cut bridges.

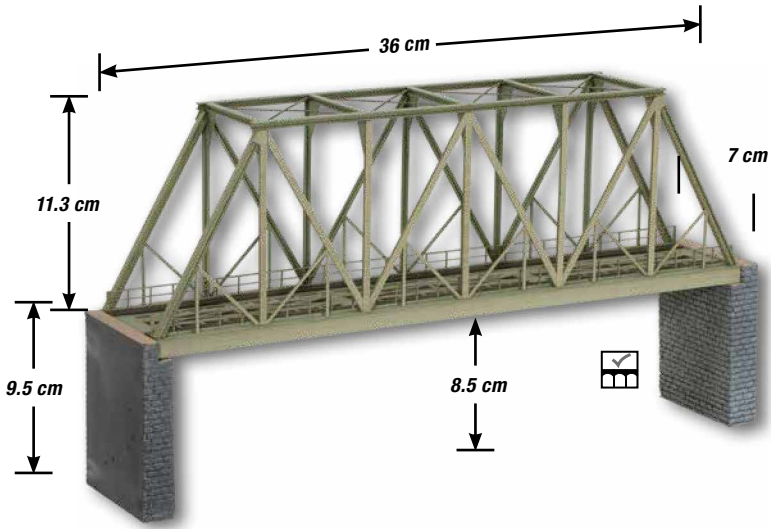
N **62810 Steel Bridge** with bridgeheads
 This bridge cannot be combined with other Laser-Cut bridges.



H0 **67020 Steel Bridge** with bridgeheads




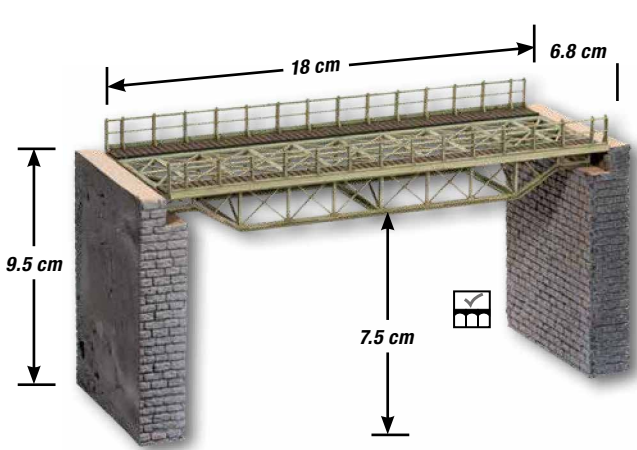
Suggestion for assembly: Box-Girder Bridges with Steel Bridges, Bridge Piers and Adapter Pieces (total length: 109.6 cm)



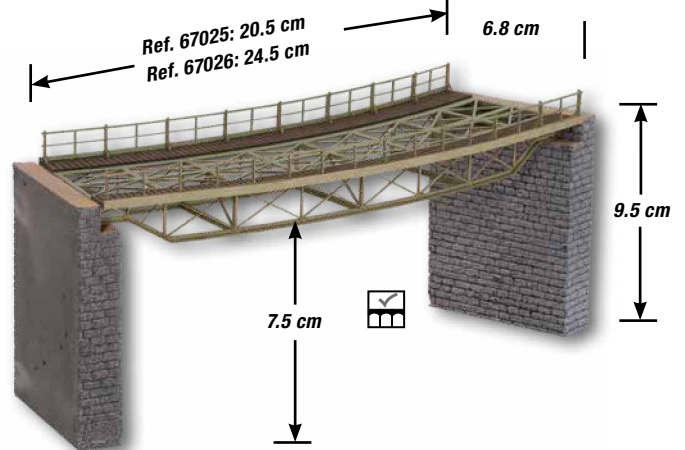
HO 67029 Truss Girder Bridge with bridgeheads

i **Info Tip:**
NOCH Laser-Cut System Bridges

 NOCH's System Bridges range can be identified by this symbol, which is found on the packaging. You will find further information about the NOCH Laser-Cut Bridge Kit System on page 61.



HO 67024 Bridge Deck, straight with bridgeheads



HO 67025 Bridge Deck, curved with bridgeheads, radius (R1) 360 mm

HO 67026 Bridge Deck, curved with bridgeheads, radius (R2) 437 mm

Note: the bridges on this page are designed for single-track railways. For double-track train systems, two bridges can be installed side by side.

All bridgeheads on this page can be extended with walls from the 'Stone Wall PROFI-plus' series (from page 72). All laser-cut kits on this double page come with Laser-Cut Special Adhesive.



Combination of Fishbelly Bridge (67028), two Truss Approach Bridges (67023) and two Bridge Piers (67032). (The Bridge Piers shown here are samples from a pilot series.)

H0 Laser-Cut Bridge Kit System



The bridge system developed by NOCH combines the product advantages of laser-cut and hard foam parts.

Most of the H0 gauge bridge kits shown on the previous pages can be combined with each other, so as to join outstanding bridge constructions together.


For example, you can combine the Fishbelly Bridges with the short Approach Bridges, install several Box Girder Bridges one behind the other or use the Bridge Decks to create an attractive ramp.

In order to combine several bridges, the Bridge Pier (ref. 67032) is

required. This is made of hard foam and thus can be cut very easily – with a handsaw, for instance – to the appropriate height. When it comes to combining and designing bridges, your imagination knows no bounds, as many of the pre-existing Laser-Cut Bridges in the NOCH range are also compatible with the system.


For example, the Steel Bridge (ref. 67010) can be used as an approach bridge. Bridge Pier Adapter Pieces (ref. 67031) are required to combine certain bridges (see below).

Note: you will need the ‘bridgeheads for bridges with beams’ if you would like to combine the Approach Bridge (ref. 67023) and a bridge without beams (e.g. ref. 67024, 67025, 67026, 67029), to install the whole construction to the right and left of the landscape.

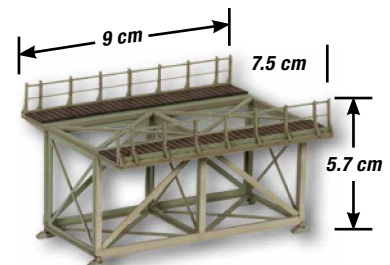


H0 67034 2 Bridge Piers for bridges with beam

H0 67032 Bridge Pier



H0 67031 Bridge Pier Adapter Piece



H0 67023 Truss Approach Bridge without bridgeheads, single track. For double track routes, two models can be combined side by side.

Adapter pieces (ref. 67031) required for combining the bridges.									
	67010	67020	67023	67024	67025	67026	67027	67028	67029
67010	•	•	•	1	1	1	•	•	1
67020	•	•	•	1	1	1	•	•	1
67023	•	•	•	1	1	1	•	•	1
67024	1	1	1	•	•	•	1	1	2
67025	1	1	1	•	•	•	1	1	2
67026	1	1	1	•	•	•	1	1	2
67027	•	•	•	1	1	1	•	•	1
67028	•	•	•	1	1	1	•	•	1
67029	1	1	1	2	2	2	1	1	2

• = can be combined without bridge pier adapter piece


Combine!

The adapter piece is needed to combine bridges with and without beams and/or of different widths and bridge piers. It can be built in four different versions.

You can easily find out how many adapter pieces are needed for the relevant combination of two bridges from the table.



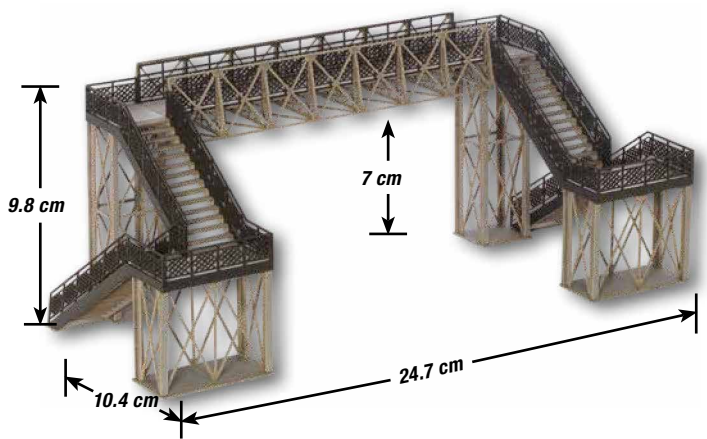
Laser-Cut Pedestrian Crosswalk Kit

 This filigreed Pedestrian Crosswalk is based on the legendary 'Eschersteg,' which was a listed structure in Ravensburg, Southern Germany. The modelling kit's extremely detailed finish is due to the perfect execution of laser cutting technology, which enables, for example, the finest railings to be produced.

Conventional plastic injection moulding cannot rival the high-quality representation of such details. The basic Pedestrian Crosswalk Kit spans up to two tracks. Includes special adhesive.



H0 67070 Crosswalk variable basic kit



Realism at its Most Beautiful

Structured Hard Foam Stone Bridges



The NOCH Hard Foam Bridges presented on the following pages are manufactured in Wangen / Allgäu, in Southern Germany.

The base is a special dual-component foam, which is poured into elaborately manufactured moulds. This unique production process realistically displays the finest structures in the model.

To give the models a perfect finish and a natural effect, all Hard Foam Bridges shown on the following pages are treated in our in-house paint

shop. If, for example, you would like to combine Quarrystone Bridges with walls or tunnels, we recommend that you use the NOCH Hard Foam Series 'Quarrystone Walls,' which can be found on page 74 of the catalogue. The stones in the Wall Plates and Tunnel Portals are an ideal match for the coarse structure of the Quarrystone Viaducts.



Craft Tip: Building bridges

The straight Quarrystone Viaduct (see page 64), the curved Quarrystone Viaduct (page 65) and the Rhône Viaduct (page 65) are made to fit together perfectly. In the picture above, for example, you can see an impressive combination of three curved Quarrystone Viaducts (90° bend) and a straight Quarrystone Viaduct. Bridge elements can be connected with any adhesive (including solvent-based).

If necessary, you can shorten the bridges or bridgeheads with a craft knife or fine saw. The finishing touches can be taken care of with sandpaper or a file. The Hard Foam Series 'Quarrystone Walls' (page 74) has the same rocky structure as the bridge models made of structured hard foam shown here. Use the products in this series to construct walls and tunnels that are suitable for the bridges.



The bridge pier is shortened.



Mounting the bridge, attaching to the bridgehead.



Extending the bridge by attaching a second viaduct.



An impressive structure – consisting of three curved Quarrystone Viaducts (= 90° bend) and a straight Quarrystone Viaduct.

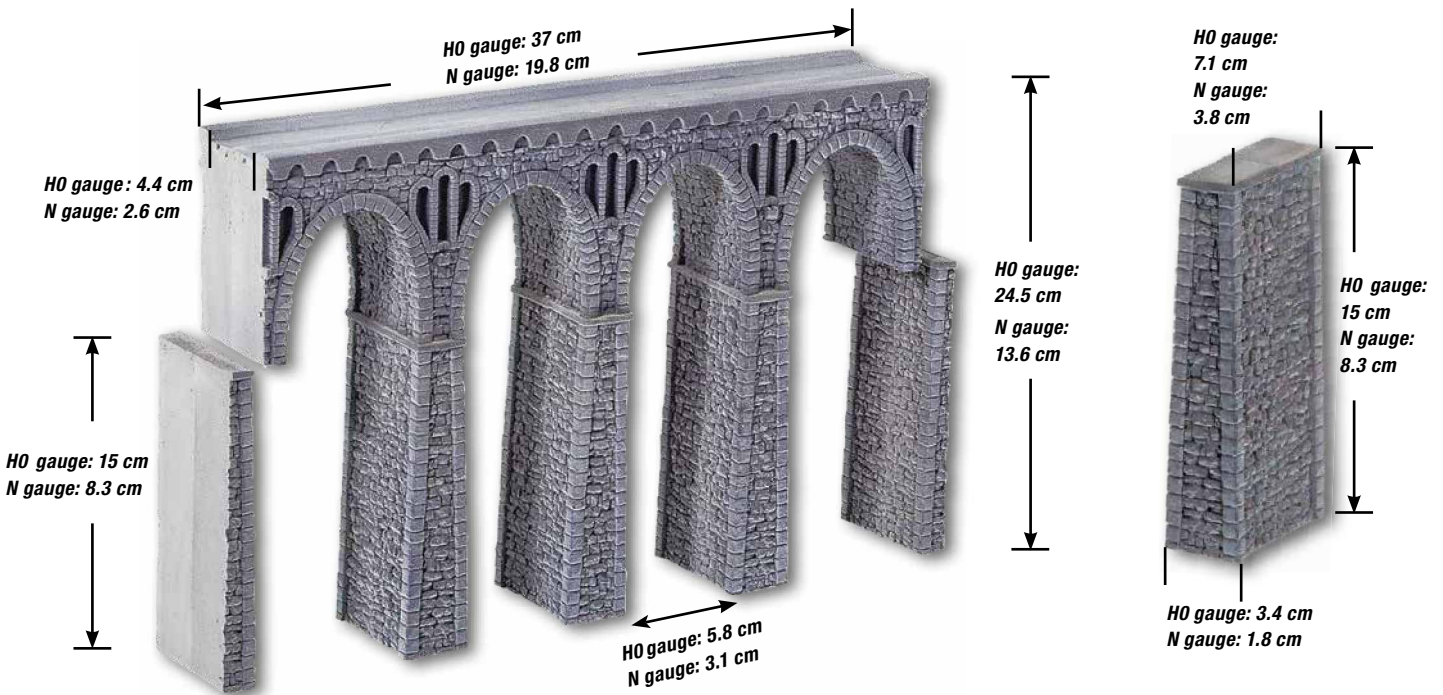


Straight Quarrystone Viaduct



The Quarrystone Viaduct is an eye-catcher for your model railway layout. To build particularly long and imposing bridge structures, straight and curved Quarrystone Viaducts can be combined as desired. Combinations with the Rhône Viaduct are also possible. In the Quarrystone Viaduct pack, you will find the viaduct and the material you need to make a matching bridgehead.

Note: the H0 Quarrystone Viaduct is compatible with all H0 track systems, including MÄRKLIN® C track. The N Quarrystone Viaduct is compatible with all N track systems, including N gauge KATO® Unitrack.



Info Tip: Building viaducts


Combine the Quarrystone Viaduct in your model landscape with walls or tunnels from the NOCH Hard Foam Series 'Quarrystone Walls.' The stones in the Wall Plates and Tunnel Portals are an ideal match for the structure of the Quarrystone Viaducts. You will find the items in this series on page 74 of this catalogue.

H0 **58660** Quarrystone Viaduct
ready-made Structured Hard Foam Bridge Model

N **34860** Quarrystone Viaduct
ready-made Structured Hard Foam Bridge Model

H0 **58661** Quarrystone Viaduct
Bridge Pier

N **34861** Quarrystone Viaduct
Bridge Piers



Curved Quarrystone Viaduct



The Curved Quarrystone Viaduct makes it possible to construct impressive bridges. Two standard radii are available: R1 (360 mm, 30°) and R2 (437.5 mm, 30°). Put together, six curved Quarrystone Viaducts form a semicircle. The curved Quarrystone Viaducts can naturally be combined with the straight Quarrystone Viaducts, as well as the Rhône Viaduct.

Note: the curved Quarrystone Viaduct is compatible with all H0 track systems, including MÄRKLIN® C track.



H0 58664 Quarrystone Viaduct, curved radius (R1) 360 mm, 30°

H0 58665 Quarrystone Viaduct, curved radius (R2) 437.5 mm, 30°



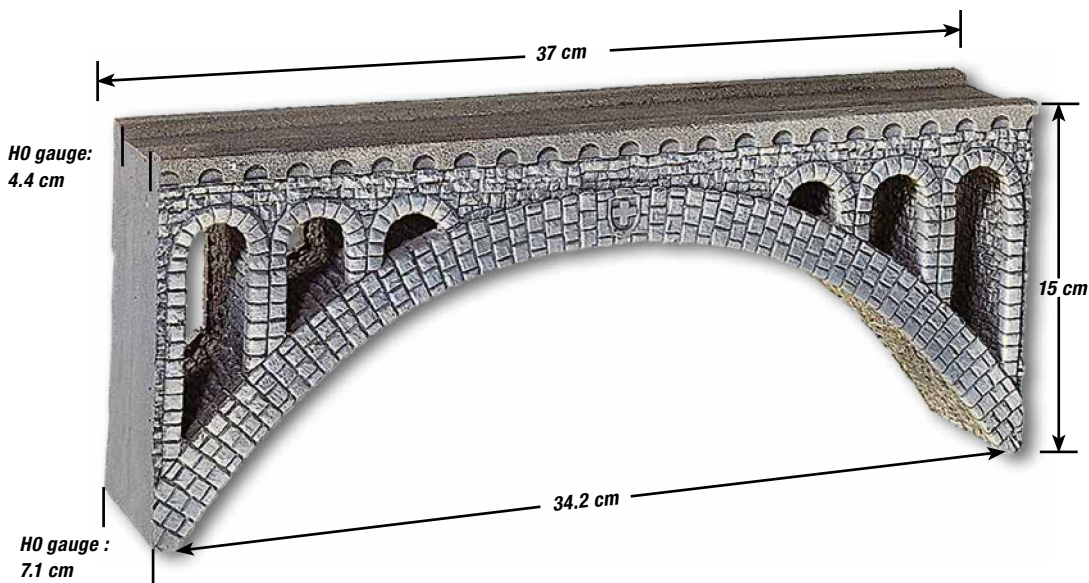
Rhône Viaduct



The Rhône Viaduct is an impressive ready-made bridge model with a length of 37 cm. It can even elegantly span the bigger valleys. Of course, the H0 Rhône Viaduct is a perfect fit with the H0 straight or curved Quarrystone Viaduct. In the picture above, you can see an H0 straight Quarrystone Viaduct (ref. 58660) that has been split

in two parts. The Rhône Viaduct has been inserted in the middle, between the two halves.

Note: the H0 Rhône Viaduct is compatible with all H0 track systems, including MÄRKLIN® C track.



H0 58670 Rhône Viaduct ready-made Structured Hard Foam Bridge Model

Attractive Crossings



Bridges made of Structured Hard Foam



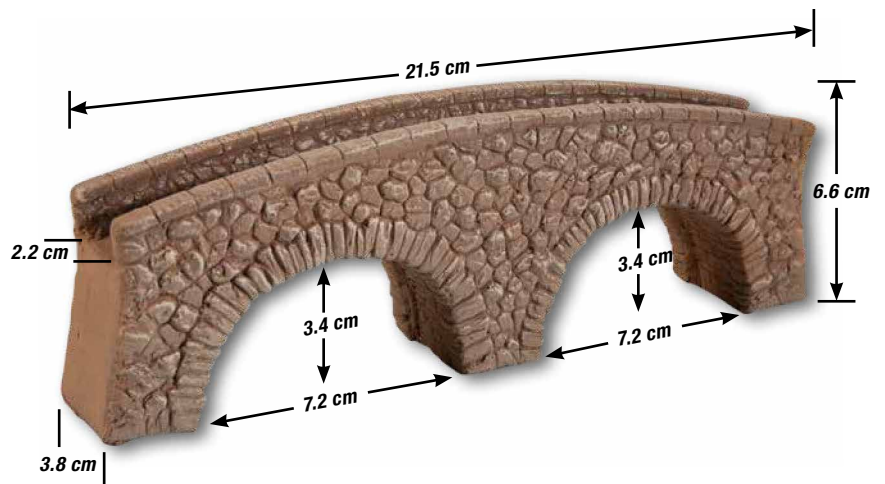
Streams, rivers, ravines and gorges characterise the image of a landscape. From time immemorial, bridges have made important trade and transport links possible and brought people together.

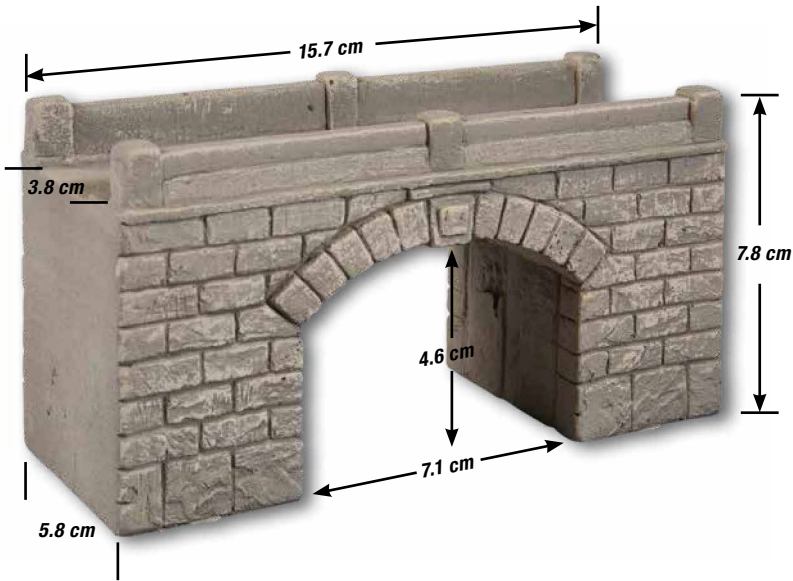
Our team has now taken on small bridges. These unremarkable constructions traverse streams, small rivers, irrigation ditches or ravines and can be found in every village or city. But stone bridges can also be used in the open countryside to cross ravines and torrents on hiking trails and service roads.

All bridges are made of the well-known NOCH Structured Hard Foam, which guarantees highly realistic surface textures. The constructions are nevertheless very lightweight and easy to process.




HO 58692 Argen Bridge
Ready-made Structured Hard Foam
Pedestrian Bridge






H0 58696 Oberdorf Bridge
 Ready-made Structured Hard Foam
 Narrow Village Bridge.
 The Oberdorf Bridge is wide enough
 to allow for a single lane of traffic



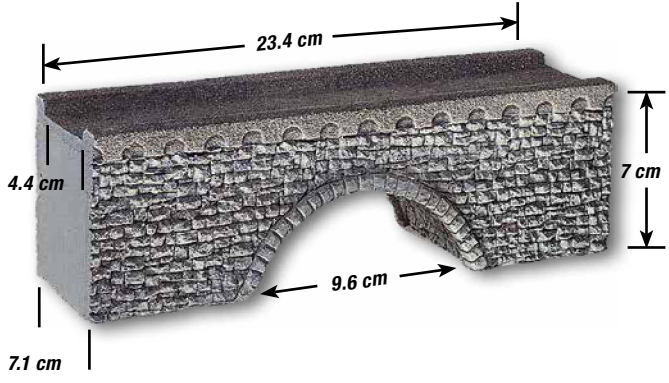
H0 58694 Waldtobel Bridge
 Ready-made Structured Hard Foam
 Pedestrian Bridge



Achtobel Bridge

 The Achtobel Bridge is a high-quality ready-made bridge model made of structured hard foam. The bridge can be employed as a small railway bridge (suitable for all HO track systems including MÄRKLIN® C track) as well as a road bridge.

The Hard Foam Series 'Quarystone Walls' (page 74) has the same rocky structure as the HO Quarystone Viaduct and the HO Rhône Viaduct. You can use the products in this series to create bridges and walls that match these bridges.



HO 58690 Achtobel Bridge
Ready-made Structured Hard Foam Bridge Model

Bridge Piers

In order to combine NOCH Plastic Bridges, it is best to use a Double Bridge Pier or Pontoon Pier. You can either screw or glue the pier to the bridge and base.



HO 21410 Pontoon Piers
to plug together
5 pieces, each 0.5 cm high

HO 21400 Pontoon Piers
to plug together
5 pieces, each 3 cm high

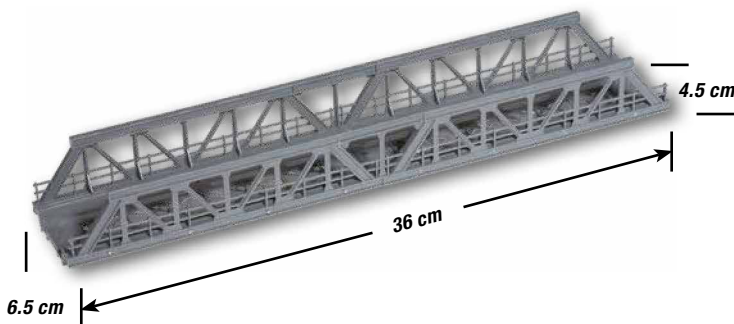
HO 21420 Double Bridge Pier
for NOCH bridges
2 pieces, each 9.4 cm high
is shortenable




Steel Bridges

With NOCH Steel Bridges we offer you a complete range of bridges for HO gauge, which fit all the common track systems – including the Märklin® C track. The plastic bridges look deceptively real, display great attention to detail and are easy to build.

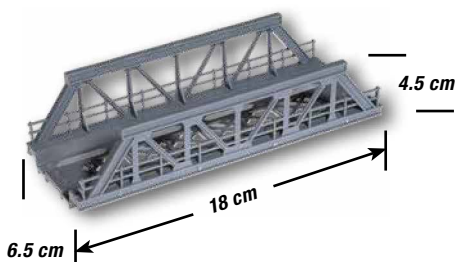
Best value!



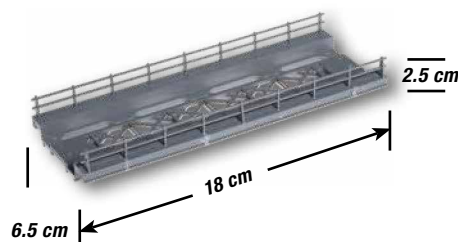
HO 21310 Girder Bridge
bridge kit, plug-in elements



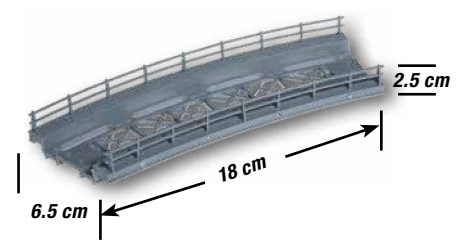
HO 21320 Box-Girder Bridge
with lateral bracing, bridge kit, plug-in elements



HO 21330 Approach Bridge
bridge Kit, plug-in elements



HO 21340 Bridge Base Straight
bridge Kit, plug-in elements



HO 21350 Bridge Base Curved
radius 360 mm
bridge Kit, plug-in elements



Just Like the Original

Whether it's a big city station or a marshalling yard, an ICE main line or a branch line, matching walls, arcades and portals to their surroundings characterises the face of a railway landscape – in real life as well as

in your model layout. NOCH offers an incomparably large selection of various materials: from Structured Hard Foam, plastic and embossed cardboard to 3D Structured Foil or 3D Cardboard Sheets.



Portals, Walls and Arcades

Structured Hard Foam – from page 72

- Light, sturdy and self-supporting
- Very realistic, three-dimensional surfaces
- Hand-painted and weathered, easy to work with

Plastic Portals – page 79

- Realistic surfaces
- Sturdy
- Reasonably priced

Embossed Cardboard Wall Sheets – from page 79

- Realistic surfaces
- Very easy to work with
- Reasonably priced

3D Structured Textures and 3D Cardboard Sheets – from page 80

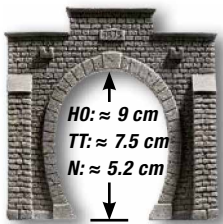
- Realistic
- Flexible
- Very easy to work with

'Stone Wall PROFI-plus' Hard Foam Series




The 'Stone Wall PROFI-plus' series is a highlight of any realistic display of walls and portals. The detailed surface structure, the three-dimensional design and the many small details like wall finishes, ledges or drainpipes, make every wall an eye-catcher on your layout.


Bestseller!



- HO 58051 Tunnel Portal**
single track
13.5 cm x 12.5 cm
- TT 48051 Tunnel Portal**
single track
10 cm x 10 cm
- N 34851 Tunnel Portal**
single track
7.9 cm x 7.6 cm



- HO 58052 Tunnel Portal**
double track
21 cm x 14 cm
- TT 48052 Tunnel Portal**
double track
16 cm x 10.5 cm
- N 34852 Tunnel Portal**
double track
12.3 cm x 8.5 cm



- HO 58054 Wall**
33.4 cm x 12.5 cm
- TT 48054 Wall**
25.8 cm x 9.8 cm
- N 34854 Wall**
19.8 cm x 7.4 cm



- HO 58055 Wall**
extra long
66.8 cm x 12.5 cm
- TT 48055 Wall**
extra long
51.6 cm x 9.8 cm
- N 34855 Wall**
extra long
39.6 cm x 7.4 cm

- HO 58056 Retaining Wall**
33.4 cm x 12.5 cm
- TT 48056 Retaining Wall**
25.8 cm x 9.8 cm
- N 34856 Retaining Wall**
19.8 cm x 7.4 cm

- HO 58057 Retaining Wall**
extra long
66.8 cm x 12.5 cm
- TT 48057 Retaining Wall**
extra long
51.6 cm x 9.8 cm
- N 34857 Retaining Wall**
extra long
39.6 cm x 7.4 cm



HO 58058 Arcade Wall
33.4 cm x 12.5 cm


HO 58059 Arcade Wall
extra long
66.8 cm x 12.5 cm

TT 48058 Arcade Wall
25.8 cm x 9.8 cm


TT 48059 Arcade Wall
extra long
51.6 cm x 9.8 cm

N 34858 Arcade Wall
19.8 cm x 7.4 cm


N 34859 Arcade Wall
extra long
39.6 cm x 7.4 cm




Z 44810 Tunnel Portal
single track
6.5 cm x 6 cm



Z 44820 Tunnel Portal
double track
8.5 cm x 6.5 cm



Z 44920 Arcade Wall
13 cm x 7 cm

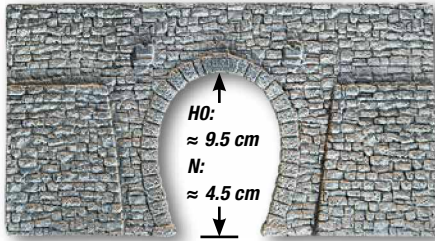


'Quarrystone Wall' Hard Foam Series

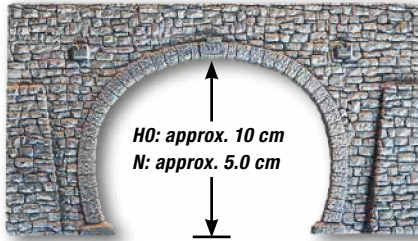


Stone on stone: the 'Quarrystone Wall' Hard Foam Series creates a convincing impression with its extremely realistic stone structure. The products in this series have the same stone structure as almost all the viaducts and bridges on pages 64 to 65 in


this catalogue. The items in this series therefore lend themselves well to building tunnel entrances or barriers in the immediate vicinity of NOCH Structured Hard Foam Bridges.



- H0** 58247 Tunnel Portal
single track, 23.5 cm x 13 cm
- N** 34937 Tunnel Portal
single track, 16 cm x 9 cm



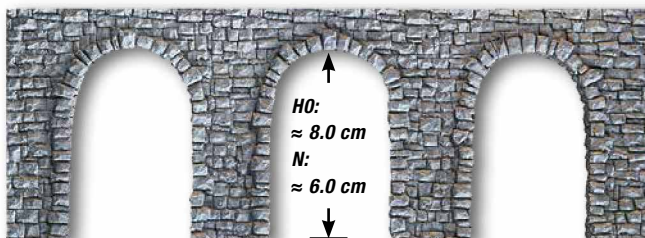
- H0** 58248 Tunnel Portal
double track, 23.5 cm x 13 cm
- N** 34938 Tunnel Portal
double track, 16 cm x 9 cm



- H0** 58300 Underpass
14 cm x 10 cm



- H0** 58250 Wall
23.5 cm x 12.5 cm
- H0** 58255 Wall
extra long, 65 cm x 12.5 cm
- N** 34940 Wall
16 cm x 9 cm




- H0** 58260 Arcade Wall
open, 27 cm x 10 cm
- N** 34942 Arcade Wall
open, 19 cm x 9 cm




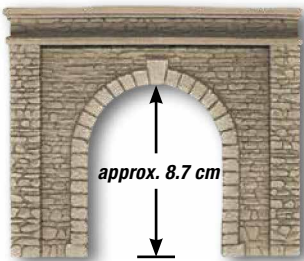
Note: most of the NOCH Structured Hard Foam Bridges (see from page 64) have the same stone structure as the 'Quarrystone Wall' Series shown here. Therefore, the Hard Foam Bridges and 'Quarrystone Wall' Hard Foam Series can be perfectly combined. Today, there are still many rock portals along mountain railway lines.





'Natural Stone Wall' Hard Foam Series

 Natural stone walls are very common, especially in rural areas. Walls, arcades and portals are elaborately built with the help of stones that are regionally milled. The 'Natural Stone Wall' Hard Foam Series delights with its extremely realistic stone structure and the multidimensional design of many details, such as ledges or protrusions. The portals are suitable for catenary operation.




HO 58061 Tunnel Portal
single track, 15 cm x 12.5 cm



HO 58064 Wall
33 cm x 12.5 cm

HO 58065 Wall
extra long, 66 cm x 12.5 cm



HO 58062 Tunnel Portal
double track, 22 cm x 13 cm



HO 58066 Retaining Wall
33 cm x 12.5 cm

HO 58067 Retaining Wall
extra long, 66 cm x 12.5 cm



Craft Tip: Advantages of NOCH Hard Foam Walls and Portals


Hard foam is a very versatile and lightweight material with a super realistic surface. It is very easy to cut and carve with a saw or a craft knife. You can heat up the material with the help of a heat gun and shape it through careful bending. Hard foam pieces can be attached with hot-melt adhesive or contact glue.

Once they have been installed in the landscape, you can decorate the portals and walls in the desired colour with NOCH Acrylic Sprays and Acrylic Paints.



Matching Hard Foam Accessories

Stairs Set


 Realistic stairs made of hard foam. This kit consists of two staircases (left- and right-ascending) as well as a flat 'Steps' piece for building individual steps. The wall structure corresponds to the Hard Foam Series 'Stone Wall PROFI-plus'.

Dimensions of staircases: 14.5 cm x 3.3 cm, 6.6 cm high. Length and height can be individually shortened.


Dimensions of 'Steps' piece: 15 cm x 4.5 cm, can be individually shortened.



H0 58303 Stairs Set
left- and righthand ascending
3 pieces



Signal Base and Signal Niche


 Masoned Hard Foam Signal Base. Suitable for signals with underfloor compact drive.

Applications: railway embankment, individually adjustable for sloped areas.



H0 58304 Signal Base
2 pieces, 5 cm x 3.7 cm, 3 cm high
size of installation surface:
3.3 cm x 3.1 cm



 Masoned Hard Foam Signal Niche. Suitable for signals with underfloor compact drive.


Applications: ascending terrain next to the track. Angle of gradient individually adjustable.



H0 58306 Signal Niche
2 pieces, 5 cm x 4 cm, 3 cm high
size of installation surface:
3.8 cm x 3.4 cm



ICE Tunnel Portal

 High-quality foam tunnel portal for new construction Deutsche Bahn routes. Double track, suitable for catenary operation.



H0 58040 ICE Tunnel Portal
18 cm x 23 cm
Clearance height approx. 12 cm

N 34840 ICE Tunnel Portal
12.5 cm x 10 cm
Clearance height approx. 6 cm





The Perfect Boundary for Model Plots

H0 Walls made of Hard Foam



Hard Foam Walls are perfect boundaries for model buildings, fields, plots and the like. The walls are made of high-grade NOCH Structured Hard Foam and thus look extremely realistic. Another advantage of NOCH Hard Foam is that it is easy to work with.

The walls are separated from the support plate with a craft knife. They can then be shaped with hot air or hot water (see below) and coloured with hot air or hot water (see below).



H0 58280 Granite Walls

Wall height 1.5 cm, pillar height 2.2 cm
Total wall length 104 cm




H0 58281 Basalt Walls

Wall height 1.5 cm, pillar height 2.0 cm
Total wall length 104 cm



H0 58282 Sandstone Walls

Wall height 1.4 cm, pillar height 2.3 cm
Total wall length 104 cm



H0 58283 Natural Stone Walls

Wall height 1.5 cm, pillar height 2.0 cm
Total wall length 104 cm




Craft Tip: Working on Hard Foam Walls

The walls are separated from the base plate with a craft knife. They can then be shaped with hot air or hot water. For this, bring approx. ½ litre of water to the boil. Then pour a thin stream over the desired spot for about 30 to 40 seconds and bend the wall immediately into the desired shape. Keep the wall in this position until it has cooled down.

The walls can now be primed with a light-coloured Acrylic Paint (e.g. ref. 61196). They are then individually coloured using the paints from the Nature Paints Set (ref. 61200). To better accentuate the structure of the wall, the perfect result can be achieved with white or light grey paint using a dry wiping technique. Now the walls can be installed.







Interior Tunnel Walls



When looking into a tunnel on most model railway layouts, you look into a black hole. The layout becomes much more realistic with interior tunnel walls. The tunnels can be lined with either a stone or a rock structure. Each pack contains a left and a right straight or curved interior tunnel wall. The wall structure corresponds to the Hard foam series 'Stone Wall PROFI-plus'.



HO HO_e HO_m 58030 Interior Tunnel Wall, straight
2 pieces, 10 cm long

HO HO_e HO_m 58031 Interior Tunnel Wall, curved
2 pieces, 10 cm long each, suitable for all radii

The interior tunnel walls are glued to the tunnel entrance.



HO HO_e HO_m 58032 Interior Rock Tunnel Wall, straight
2 pieces, 9.5 cm long

HO HO_e HO_m 58033 Interior Rock Tunnel Wall, curved
2 pieces, 9.5 cm long each, suitable for all radii

Hard Foam Scale Replacement Portals



Scale Replacement Portals serve to reduce the dimensions of tunnel entrances of larger gauges to those of smaller gauges. This is necessary, for example, when using a ready-made

NOCH HO terrain in TT or N gauge. All scale replacement portals are suitable for catenary operation.



TT 48800 Scale Replacement Portal, double track
reduces the tunnel portal from HO scale to TT scale
2 pieces, 14 cm x 10.5 cm
Clearance height approx. 7.0 cm



TT 48790 Scale Replacement Portal, single track
reduces the tunnel portal from HO scale to TT scale
2 pieces, 14 cm x 10.5 cm
Clearance height approx. 6.0 cm




N 34800 Scale Replacement Portal, double track
reduces the tunnel portal from HO scale to N scale
2 pieces, 14 cm x 10.5 cm
Clearance height approx. 5.0 cm



N 34790 Scale Replacement Portal, single track
reduces the tunnel portal from HO scale to N scale
2 pieces, 14 cm x 10.5 cm
Clearance height approx. 5.0 cm

Z 44800 Scale Replacement Portal, double track
reduces the tunnel portal from N scale to Z scale
9 cm x 7 cm
Clearance height approx. 3.5 cm

Z 44790 Scale Replacement Portal, single track
reduces the tunnel portal from N scale to Z scale
2 pieces, 9 cm x 7 cm
Clearance height approx. 3.1 cm



NOCH Embossed Cardboard Walls

Working with NOCH Embossed Cardboard Walls is very easy:

simply use scissors to cut the cardboard sheets with their various photorealistic wall patterns and then glue them on.

Best value!



Info Tip: Product Advantages

- Realistic appearance by means of photorealistic wall patterns
- Structured surfaces, since the wall sheets are made of embossed cardboard
- Easy to work with: cut with scissors and glue on
- Available in two lengths



O HO TT 57510 Cardboard Wall 'Granite'
32 cm x 15 cm

O HO TT 57700 Cardboard Wall 'Granite'
extra long, 64 cm x 15 cm



O HO TT 57520 Cardboard Wall 'Dolomite'
32 cm x 15 cm

O HO TT 57710 Cardboard Wall 'Dolomite'
extra long, 64 cm x 15 cm



O HO TT 57530 Cardboard Wall 'Basalt'
32 cm x 15 cm

O HO TT 57720 Cardboard Wall 'Basalt'
extra long, 64 cm x 15 cm



O HO TT 57550 Cardboard Wall 'Red Brick'
32 cm x 15 cm

O HO TT 57730 Cardboard Wall 'Red Brick'
extra long, 64 cm x 15 cm



O HO TT 57560 Cardboard Wall 'Cut Quarystone'
32 cm x 15 cm

O HO TT 57740 Cardboard Wall 'Cut Quarystone'
extra long, 64 cm x 15 cm



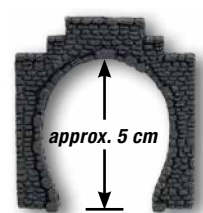
O HO TT 57570 Cardboard Wall 'Yellow Sandstone'
32 cm x 15 cm

O HO TT 57750 Cardboard Wall 'Yellow Sandstone'
extra long, 64 cm x 15 cm


Portals, Made of Plastic

These incredibly sturdy portals made through plastic injection moulding are ideal for placing visually-appealing portals in a model landscape for very little money.

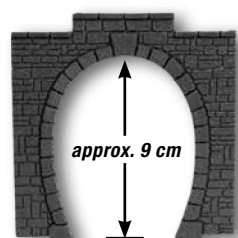
Best value!



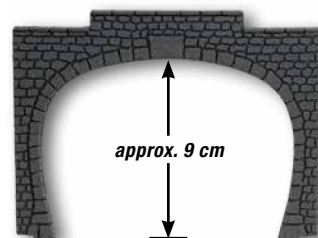
N 34400 Tunnel Portal
single track,
5.5 cm x 6.5 cm, 2 pieces



N 34410 Tunnel Portal
double track
9.5 cm x 7 cm, 2 pieces



HO 60010 Tunnel Portal
single track
11 cm x 11 cm, 2 pieces




HO 60020 Tunnel Portal
double track
15.5 cm x 12.5 cm, 2 pieces



Z 44420 Tunnel Portal
single track
9 cm x 4 cm, 2 pieces



Z 44430 Tunnel Portal
double track
12 cm x 4 cm, 2 pieces



For Perfect Modelling – Roofs and Walls from Natural Materials

H0 3D Structured Roofs and Walls

The large, 28 cm x 10 cm flexible sheets are three-dimensionally structured and have a super-realistic surface. The 3D Structured Roofs and Walls are made from the natural raw materials quartz sand and mineral powder, which guarantee a very natural-looking surface and great feel. The 3D Structured Roofs and Walls are therefore the first choice for demanding hobbyists who value realistic and detailed models.

Due to innovative production technology based on a thin but stable backing fabric and using solvent-free bonding agents, the 3D Structured Roofs and Walls are highly flexible.

Attention: do not process the 3D Structured Roofs and Walls at temperatures below 15°C. Risk of breakage!




The 3D Structured Textures can be cut to size with a pair of scissors or a knife. Note: due to the way they are produced, some foils have a protective edge which can be removed in this way.



Adhesive is applied to the substrate. We recommend UHU POR. It can be spread with a spatula.




The 3D Structured Texture is pressed onto the glue bed and adjusted on the substrate. Colour treatment can subsequently be undertaken using any solvent-free paints (e. g. Weathering Powder with Mixing Bench ref. 61169 or Nature Paints Set ref. 61200).




HO 60350 3D Structured Roof 'Pantile'
red, 28 cm x 10 cm



HO 60351 3D Structured Roof 'Pantile'
dark red, 28 cm x 10 cm



HO 60355 3D Structured Roof 'Roof Tile'
red, 28 cm x 10 cm



HO 60360 3D Structured Roof 'Plain Tile'
red, 28 cm x 10 cm



HO 60365 3D Structured Wall 'Stone Slabs'
28 cm x 10 cm



HO 60370 3D Structured Wall 'Layer-Masonry'
28 cm x 10 cm



HO 60371 3D Structured Wall 'Quarystone Wall'
28 cm x 10 cm



HO 60372 3D Structured Wall 'Ashlar Masonry'
28 cm x 10 cm

**Highlights of the
3D Structured Roofs and Walls:**

- three-dimensional & super realistically structured surfaces
- made from the natural materials quartz sand and mineral powder
- in realistic colours
- high UV resistance
- malleable when heated
- easy to work with

Made in Germany 



Embossed Walls, Roofs and Walls for Customised Models in HO and N Gauge!

HO and N 3D Cardboard Sheets

The 3D Cardboard Sheets are printed on thick cardboard in realistic matt colours and then press formed. This creates a beautiful surface. Wall, roof and wooden sheets can be easily cut with a pair of scissors or a craft knife. Since they are made of high-quality cardboard, they can be bent and fixed to the landscape with a hot glue gun or NOCH Landscaping Glue (ref. 61133).

For example, plastic bridge piers or simply walls and portals made of plywood or chipboard can be realistically clad. To simplify the designing of tunnel portals for you, a cutting pattern is printed on the cardboard sheets, which are suitable for tunnel portals in HO, TT and N scale widths. There's no limit to your imagination!

Best value, realistic & easy to process!



HO 56605 3D Cardboard Sheet 'Brick'
yellow/multicoloured, 25 cm x 12.5 cm



HO 56610 3D Cardboard Sheet 'Clinker'
red, 25 cm x 12.5 cm



HO 56613 3D Cardboard Sheet 'Clinker'
yellow/multicoloured, 25 cm x 12.5 cm

N 56910 3D Cardboard Sheet 'Clinker'
red, 25 cm x 12.5 cm



HO 56640 3D Cardboard Sheet 'Quarrystone Wall'
multicoloured, 25 cm x 12.5 cm



HO 56642 3D Cardboard Sheet 'Lime Stone Wall'
beige, 25 cm x 12.5 cm



HO 56669 3D Cardboard Sheet 'Industrial Wall'
25 cm x 12.5 cm


N 56940 3D Cardboard Sheet 'Quarrystone Wall'
multicoloured, 25 cm x 12.5 cm



HO 56664 3D Cardboard Sheet 'Timber Wall'
25 cm x 12.5 cm



HO 56665 3D Cardboard Sheet 'Timber Wall'
weathered, 25 cm x 12.5 cm



HO 56670 3D Cardboard Sheet 'Roof Tile'
red, 25 cm x 12.5 cm




HO 56690 3D Cardboard Sheet 'Plain Tile'
red, 25 cm x 12.5 cm



HO 56691 3D Cardboard Sheet 'Plain Tile'
grey, 25 cm x 12.5 cm



HO 56721 3D Cardboard Sheet
'Old Town Pavement', 25 cm x 12.5 cm



HO 56722 3D Cardboard Sheet
'Modern Pavement', 25 cm x 12.5 cm



HO 56723 3D Cardboard Sheet
'Irregular Pavement', 25 cm x 12.5 cm



N 56964 3D Cardboard Sheet 'Timber Wall'
25 cm x 12.5 cm

N 56982 3D Cardboard Sheet
'Modern Pavement', 25 cm x 12.5 cm



N 56970 3D Cardboard Sheet 'Plain Tile'
red, 25 cm x 12.5 cm



N 56971 3D Cardboard Sheet 'Plain Tile'
grey, 25 cm x 12.5 cm



HO 56601 Display Box 3D Cardboard Sheets
Contents: 112 pieces, sorted

N 56900 Display Box 3D Cardboard Sheets
Contents: 80 pieces, sorted



Craft Tip:
3D Cardboard Sheets



The 3D Cardboard Sheets can be easily cut with a knife or a pair of scissors. The cardboard is sturdy and can be easily bent and affixed with craft glue (e.g. NOCH Landscaping Glue, ref. 61133). In this way, customised structures can be created in no time at all.



Rugged Rocks and Breathtaking Rock Walls

Rocks and rock walls are the 'icing on the cake' when it comes to designing a model landscape. NOCH offers you various options for creating fascinating and realistic model rocks.

And as nothing looks more realistic than real natural products, you will also find a wide variety of natural materials in our range, such as our Natural Cork.



Rocks and Rock Walls

Natural Cork – page 88

- The traditional modelling method
- Large cork pieces in the best quality

Rock-Compound – page 88

- Simply mix with water and apply

Structured Hard Foam Rocks – from page 89

- Sturdy and lightweight
- Super realistic and three-dimensional surfaces

Rock Forming System – from page 92

- Cast rocks in reusable moulds and paint them realistically

Wrinkle Rocks – from page 94

- Super-easy application
- High-quality special paper



NOCH Rocks and Their Applications

Rock faces that are conquered by climbers, pieces of rock that frame tunnel portals or cliffs by the sea: model rock construction is one of the biggest challenges while simultaneously a great deal of fun. We would like to give you an overview of various techniques to make it easier for you to use them on the way to the perfect result.

Rock-Compound

Ref. 60880, 60890, 60882 and 60892, page 88
Suitable for simple, rough rock faces and stone walls that require little volume, for filling in hard foam rocks, and for designing transitions to walls and portals.



Application:

NOCH Rock-Compound is mixed with water and can then be easily applied with a putty knife. Due to the special composition of the material, the surface is rough once set and can be coloured with acrylic paints and sprays if necessary. Also ideal for designing transitions between rocks, walls and portals.

Hard Foam Rock Pieces and Rock Walls

Ref. 58451, 58452, 58470, 58480, 58490, 58462 and 58152, pages 89 to 91
Suitable for designing realistic, customised rocky sections (Rock Pieces) to extensive rock faces (Rock Walls).



Application:

Rock Pieces and Rock Walls made of NOCH Hard Foam can easily be cut into the desired shape with a saw, a sturdy craft knife or a file. The pieces are then stuck onto the substrate using hot glue. The rocky section can then be smoothed into the landscape with Rock-Compound. In this way, transitions to tunnel portals and walls can be designed very easily and customised. If desired, rocks and compound can be subsequently coloured with acrylic paints and sprays.

Rock Forming System

Ref. 61230, 61231, 61232, 61233, 61234 and 61235, page 92

The supreme discipline within rock construction! The filigree structure of the cast rocks in combination with custom, realistic colouring is guaranteed to attract everyone's attention and ensures the highest degree of realism.



Application:

The special PROFI Casting Compound is poured into the Rock Forming Moulds. After hardening, the rocks are separated from the mould and attached individually or as a group on the substructure, e.g. with hot glue. The gaps and transitions are then filled in with Modelling Compound and modelled. NOCH Nature Paints (ref. 61200) can be used for colouring. Perfectly realistic and customised rocks are thus created.

Wrinkle Rocks

Ref. 60301, 60302, 60303, 60304 and 60305, pages 94 and 95

The easiest way to make impressive rocks.

Application:

The name says it all: simply wrinkle the printed sheet in your hands. The more you crumple and wrinkle, the more folds and thus texture the Wrinkle Rock sheet will have. The Wrinkle Rock can now simply be glued into the landscape.



Product Overview Rocks	Material and applications	Pros	Cons	Catalogue page
Rock-Compound	Compound is mixed with water and processed	<ul style="list-style-type: none"> • Easy to use • Inexpensive material price, therefore well-suited for large areas • Can be coloured with acrylic paints and sprays • Combination with NOCH Hard Foam possible, therefore ideal for filling in pieces of rock and for designing the transitions from rocks to portals and walls 	<ul style="list-style-type: none"> • Little plasticity and volume • Can only be modelled to a limited extent • Extensive cleaning of workspace, tools and washbasin required after use 	88
NOCH Hard Foam Rock Pieces	NOCH Hard Foam, ready-to-install shape and colour scheme	<ul style="list-style-type: none"> • Ideal for designing rocky sections • True-to-life, ready-to-install shape • Realistic surface structure and colour scheme • Can be easily reworked and brought into shape (by sawing, cutting, sanding, etc.) • Can be coloured with acrylic paints and sprays • Transitions between pieces of rock and walls and portals can be designed with Rock-Compound • Self-supporting (e.g. for sticking bushes and trees in suitable spots) • Heat-resistant (can be processed with hot glue) • Lightweight 	<ul style="list-style-type: none"> • Minimum level of experience required • Filling required in most cases • Dust is created when sawing and sanding; cleaning of workspace required • High material price 	89
NOCH Hard Foam Rock Walls	NOCH Hard Foam, ready-to-install shape and colour scheme	<ul style="list-style-type: none"> • Ideal for designing larger rock faces • Possible to adapt to personal installation setup • Realistic surface structure and colour scheme • Can be easily brought into the desired shape (by sawing, cutting, sanding, etc.) • Can be coloured with acrylic paints and sprays • Transitions between pieces of rock and walls and portals can be designed with Rock-Compound • Self-supporting (e.g. for sticking bushes and trees in suitable spots) • Heat-resistant (can be processed with hot glue) • Lightweight 	<ul style="list-style-type: none"> • Minimum level of experience required • Filling required in most cases • Dust is created when sawing and sanding; cleaning of workspace required • High material price 	89 – 91
Rock Forming System	Flexible Rock Forming Moulds, Casting Compound, Modelling Compound, Nature Paints	<ul style="list-style-type: none"> • Effortless, super realistic rock shapes • Various shapes with filigree rock structures for you to choose from • 'Continual flow of production': any number of rocks can be cast from one mould • Installation in custom design setup possible by filling in • Super realistic colour scheme • Very sturdy and self-supporting <p>Tip: since you can cast as many rocks as you like, produce a few test rocks before installing them in the landscape, on which you can try out and learn how to use the Nature Paints (ref. 61200).</p>	<ul style="list-style-type: none"> • Individual professional use: filling in with Modelling Compound and colouring with Nature Paints requires practice • Shape of the rocks cannot really be reworked due to their high stability • Heavyweight 	92
Wrinkle Rocks	Printed, highly sturdy, special colourfast paper. Matte finish	<ul style="list-style-type: none"> • Very easy to use; only a pair of scissors and glue are needed • No model-building experience required • What you see is what you get: there are different designs to choose from, so you can see the effect of the rock in the landscape early on • Photorealistic optics • Lightweight • Clean workspace 	<ul style="list-style-type: none"> • Only partially self-supporting • Rather expensive item 	94 – 95

Note: please observe the product and processing instructions enclosed with the respective product.



Natural Cork Rocks

Cork is a natural material whose surface texture makes it perfectly suited to the designing of true-to-nature rocks.

You get the best quality, hand-picked large cork pieces from NOCH.



08810 Cork Rock Pieces
Rock pieces from natural material, approx. 80 g

Rock-Compound

NOCH Rock-Compound is mixed with water, applied with a knife or spatula, and hardens within approx. 15 minutes.

Due to its special composition, it automatically forms a 'rocky' surface upon drying, making it particularly easy to design rocky areas.



60880 Rock-Compound 'Granite'
grey, 400 g

60882 Rock-Compound XL 'Granite'
grey, 1,000 g

60890 Rock-Compound 'Sandstone'
brown, 400 g

60892 Rock-Compound XL 'Sandstone'
brown, 1,000 g

Structured Hard Foam Rock Pieces



NOCH Rock Pieces are made of the popular, high-grade structured hard foam. The rock pieces can easily be cut or freed from the mounting plate and worked into the appropriate position in the model landscape with compound (e.g. NOCH Rock-Compound) or adhesive. NOCH Structured Hard Foam has decided advantages over other materials: it is extremely lightweight, sturdy, very good for working with a craft knife or fret saw, and also weatherproof! So, you will soon become an expert at creating striking mountains and rock walls.



58451 Rock Pieces 'Granite'
5 pieces



58452 Rock Pieces 'Sandstone'
6 pieces



Craft Tip: Individually designed rock walls

First, separate the rock pieces from the mounting plate (fig. 1) and then attach them to the mountain with adhesive or compound (fig. 2). Next, work the rock pieces in with NOCH Rock-Compound ('Granite', ref. 60880, or 'Sandstone',

ref. 60890) or with Modelling Compound (ref. 60920) (fig. 3). Finally, use NOCH Landscaping Paints (see page 185) to paint the entire rock wall.



Separate rock piece from the slab ...



... and attach to the mountain.



Close the gaps and paint the rocks.




Structured Hard Foam Rock Walls




58470 Rock Wall 'Granite'
Structured Hard Foam Model
for integrating, ready packed in
poly bag, 32 cm x 16 cm



58480 Rock Wall 'Stratified'
Structured Hard Foam Model
for integrating, ready packed in
poly bag, 33 cm x 19 cm



58490 Rock Wall 'Limestone'
Structured Hard Foam Model
for integrating, ready packed in
poly bag, 32 cm x 18 cm





58462 Rock Wall 'Basalt'
Structured Hard Foam Model
for integrating, ready packed in
poly bag, 32 cm x 21 cm



H0 58152 Rock Fall Barriers
Structured Hard Foam
Model compatible with
Rock Wall 'Basalt',
packed in poly bag
23.5 cm x 16 cm
approx. 3.3 cm deep



Craft Tip:
Working on self-cut NOCH Hard Foam Rock Walls

Working on NOCH Hard Foam Rock Walls is very simple: the rocks are cut up with a sharp knife or a fine saw and smoothed with a fine file. You can also change the shape of the parts by gently heating them with a hair-dryer. The Rock Walls are integrated into your landscape with contact, all-purpose or hot-melt glue; alternatively, they can be pressed into the compound before it has set

(NOCH 'Granite' or 'Sandstone' Rock-Compound). It is also possible to completely integrate solid rocks in the landscape. All NOCH hard foam products can be painted in any colour you like – preferably with NOCH Landscaping Paints (see 'Paints and Glues' chapter on page 182).



Saw the rock slab ...



... glue it with a hot glue gun ...



... and then paint it.



Create Realistic and Cost-Effective Rock Walls and Mountain Slopes!

The NOCH Rock Forming System

The NOCH Rock Forming System consists of six different rock forming moulds in a 24 cm x 12 cm format. The NOCH PROFI Casting Compound was specially developed for this purpose. This allows you to magically create deceptively real individual rocks, rock walls and stone formations. No matter whether it's a mountain mass or individual rocks along a railway embankment being formed, the NOCH Rock Forming System offers the perfect solution: duplicating rocks from a single mould is possible with the PROFI Casting Compound in almost unlimited

quantities. As a result, cast rocks are very cost-effective and suitable above all for designing large rock and stone surfaces. The casting moulds have a special inner coating, which makes it easier to remove the rocks after they have hardened. The moulds are packaged in such a way as to serve as a solid casting frame at the same time. This frame is placed under the Rock Forming Mould to stabilise it. The PROFI Casting Compound can then be poured evenly into it.



61230 Rock Former 'Zugspitze'
1 large rock, 350 ml



61231 Rock Former 'Alpspitze'
1 large rock, 250 ml



61232 Rock Former 'Hochvogel'
3 medium sized rocks, 150 ml



61233 Rock Former 'Widderstein'
1 large rock, 2 small rocks, 150 ml



61234 Rock Former 'Mittagsspitze'
1 medium sized rock, 2 small rocks, 150 ml



61235 Rock Former 'Rote Wand'
2 large rocks, 200 ml



**Craft Tip:
Casting rocks**



The rock forming mould is sprayed with a release agent consisting of water (20:1) and detergent.



The enclosed casting frame enables the NOCH PROFI Casting Compound to be poured in evenly.



After hardening, the individual rocks are carefully pushed out of the mould.



With the help of a putty knife, the rocks can be incorporated into the landscape and the transitions can be modelled.



The rocks are now painted. For this, highly-diluted NOCH Natural Paints are applied with a sponge spatula.



Different colours are applied until the desired result is achieved.

Highlights of the NOCH Rock Forming System:

- Cost-effective – cast any number of rocks from every mould
- Perfectly shaped – PROFI Casting Compound for the finest structures
- Clever – Casting Frame enables even pouring
- Innovative – special inner coating for easier removal
- Super realistic – painting with NOCH Natural Paints



With the NOCH Casting Frame



Conventional casting mould

PROFI Casting Compound:

The special NOCH PROFI Casting Compound can be easily mixed with water in a ratio of 1:3 to fill bubble-free rock forming moulds with a high degree of robustness.

It is white when hardened and is thus the perfect base material for self-cast rocks, which are then painted with NOCH Natural Paints.

Ref./Rock Former	Volume
61230 'Zugspitze'	350 ml
61231 'Alpspitze'	250 ml
61232 'Hochvogel'	150 ml

Ref./Rock Former	Volume
61233 'Widderstein'	150 ml
61234 'Mittagspitze'	150 ml
61235 'Rote Wand'	200 ml

Nature Paints Set:

NOCH Nature Paints are perfectly matched to the earthy and natural shades of rocks. The Nature Paints Set contains 20 ml of highly-concentrated paint in six different shades: beige, ochre, olive, earth brown, grey and black. The paints are diluted with water before use and applied with the enclosed sponge spatula or the Landscaping Spray Bottle (ref. 61140). This allows you to add nuanced shades to your rocks or paint your ground before flocking.

Landscaping Spray Bottle:

The Landscaping Spray Bottle has a number of different applications. Before pouring in the PROFI Casting Compound, a squirt of release agent, made of water and detergent (20:1), can be sprayed into the mould. This makes it easier to remove the finished rock later. In addition, the Spray Bottle is ideal for spraying highly diluted paint onto plastered rocks. Info on the Landscaping Spray Glue can be found on page 189.



60918 PROFI Casting Compound 1,000 g
for approx. 800 ml



61200 Nature Paints Set, 6 colour concentrates
each 20 ml, 1 mixing cup, 1 sponge spatula



61140 Landscaping Spray Bottle, empty



'Are You Still Plastering or Already Wrinkling?'

Wrinkle Rocks – THE Original from Austria!

Wrinkle Rocks make it easy to create super-realistic rock formations in no time at all. The photorealistic rocks are printed on special paper, which is extremely robust and at the same time easy to wrinkle. Just don't be afraid: the more crazily and fiercely you wrinkle, the finer the structures become in the rock. And it looks really good! Fitting it in the landscape is incredibly easy. The wrinkled sheet of rock can easily be affixed to the landscape with NOCH Landscaping Glue (ref. 61133). The sheet can easily be bent over the terrain.

NOCH Wrinkle Rocks have been developed in cooperation with the Andreas Dietrich Modelling Studio in Austria. Andreas Dietrich invented the original Wrinkle Rocks a few years ago and has registered this as a trademark.

Product Highlights:

- Super-easy application
- Photorealistic look
- High-quality special paper
- Lightweight
- Wrinkle Rocks from Austria – THE original!



Craft Tip:
Wrinkle Rocks



1. The Wrinkle Rocks are wrinkled, crumpled and creased!



2. This produces a convincing structure.



3. The Wrinkle Rocks are built into the landscape.



O HO TT N **60301 Wrinkle Rocks 'Großglockner'**
45 cm x 25.5 cm



O HO TT N **60302 Wrinkle Rocks 'Wildspitze'**
45 cm x 25.5 cm



O HO TT N **60303 Wrinkle Rocks 'Großvenediger'**
45 cm x 25.5 cm



O HO TT N **60304 Wrinkle Rocks 'Sandstone'**
45 cm x 25.5 cm



O HO TT N **60305 Wrinkle Rocks 'Seiser Alm'**
45 cm x 25.5 cm



Background Info:
Andreas Dietrich Modelling Studio



For many years, Andreas Dietrich from the Andreas Dietrich Modelling Studio has spent time working mainly on the creation of photorealistic backgrounds for model railway layouts. Among others, backgrounds for well-known show layouts stretching as far as Italy have been created by him. He invented the Wrinkle Rocks by accident a few years ago: a background image with rocks on it did not come out cleanly from the printer and ended up crumpled up in the bin that evening. The next morning, Andreas Dietrich drew inspiration from the crinkled printout to create the Wrinkle Rocks.

Grafik-Atelier Andreas Dietrich • Stöcklgras 30 • A-4910 Ried • www.atelier-dietrich.at • a.dietrich@atelier-dietrich.at

In cooperation with:



Although there are other manufacturers offering similar products, we are thrilled to have the developer of the original Wrinkle Rocks on our team. As a dyed-in-the-wool Austrian, he also has the necessary savvy when it comes to mountains and rocks and he wastes no opportunity to photograph new rock formations when hiking through the mountains.

Further info (in German) can be found at: www.atelier-dietrich.at

Note: Knitterfelsen® is a registered trademark of Andreas Dietrich.



So You are Always on the Right Path!

Alongside the rails, roads, paths and squares are the most important traffic routes and junctions in every model landscape. NOCH offers an extensive assortment of different products that allows you to create your own unique and realistic transport infrastructure. Whether Road Sheets,

Road Crepe Paper, Terrain Paste, Structured Roads or ready-made Road Construction Sets: with the products from the following pages, your model figures are guaranteed to have the appropriate ground under their feet.



Roads, Paths and Squares

Perfect Set 'Road' – from page 98

- You'll find all the products you need to create your own roads with curves and junctions as desired

Individual Road Construction – from page 100

- Make your own realistic roads and paths

Structured Roads and Decorating Accessories – from page 102

- Exclusive quartz sand and rock powder cobblestone roads
- Road Decoration Set and more accessories for decorating

Road Sheets – from page 104

- Stable sheets, realistically printed and self-adhesive

Road Crepe Paper – from page 106

- Special stretchy crepe paper, realistically printed and self-adhesive

Hard Foam Accessories – from page 108

- Bridges, portals, culverts and underpasses



Make the Perfect Road!


Perfect Set 'Road'

Building a realistic model road is often a big challenge. It is precisely the obvious solutions that often do not lead to the desired result. This applies in particular to designing curves and junctions with ready-made products (such as Road Crepe Paper or Road Sheets). In the Perfect Set 'Road', you'll find all the products you need to create your own roads with curves and junctions as desired.

The NOCH Road Construction System forms the basis. It contains the special Structured Road Construction Paint and Road Construction Paint Roller. Road markings are finally applied with the Starter Set Street Marking. The Perfect Set includes a detailed instruction video on DVD. So your project is guaranteed to succeed!



The NOCH Road Construction System, comprising **Structured Road Construction Paint** and a **Road Construction Paint Roller**: the specially developed paint adopts the surface structure of the tool used to apply it. The paint roller thus produces very realistic-looking tar and asphalt model roads. With other tools, such as a spatula or paintbrush, you can achieve more exciting surface textures.



Starter Set Street Marking: thanks to the flexible Curved Ruler, lane markings along bends can also be applied without any problems. With the templates (supplied in the set for H0, TT and N gauges), directional arrows, zebra crossings and many other road markings can be perfectly applied. Finally, the set includes a special Street Marking Pencil.



H0 TT N 60817 Perfect Set 'Road'
 Contents: Structured Road Construction Paint
 Asphalt grey, 250 ml (ref. 60825)
 Road Construction Paint Roller 50 mm wide (ref. 60829)
 Starter Set Street Marking, contains:
 1 curved ruler, 1 street marking pencil
 each 1 street marking template for H0, TT and N scale
 (ref. 60740)




Modelling Tip:
Perfect Set 'Road'



First, the Structured Road Construction Paint is applied with the Road Construction Paint Roller. The paint adopts a realistic, rough texture.



Customised edge lines can be drawn with the Curved Ruler and the Street Marking Pencil.



As an alternative to the enclosed Street Marking Pencils, you can also apply white paint to a brush to paint on the templates.



As is so often the case, 'the journey is its own reward'. In this case, the perfectly designed country road.

Realistic DIY Roads in Next to No Time

The NOCH Road Construction System comprises two different Structured Road Construction Paints and one Road Construction Paint Roller. The specially developed paint adopts the surface structure of the tool used to apply it. The paint roller thus produces very realistic-looking tar and asphalt model roads. With other tools, such as a spatula or paintbrush, you can achieve more exciting surface textures.

Perfect road markings are achieved like this: thanks to the flexible Curved Ruler in the Starter Set Street Marking, lane markings along bends can also be applied without any problems. With the templates (available for H0, TT and N gauges), directional arrows, zebra crossings and many other road markings can be perfectly applied. The Starter Set Street Marking includes a special Street Marking Pencil.

You can also buy replacement pencils (ref. 91950) at www.noch.com.




60825 Structured Road Construction Paint
Asphalt grey, 250 ml




60826 Structured Road Construction Paint
Asphalt anthracite, 250 ml



60829 Road Construction Paint Roller
50 mm wide, with spare roller



H0 TT N 60740 Starter Set Street Marking
1 curved ruler
1 street marking pen
each 1 street marking template for H0, TT and N gauge



H0 60745 Street Marking Templates
5 templates, 43 symbols

TT 48600 Street Marking Templates
5 templates, 46 symbols

N 34240 Street Marking Templates
5 templates, 38 symbols



Craft Tip:
Road Construction System



First, the Structured Road Construction Paint is applied with the Road Construction Paint Roller. The paint adopts a realistic, rough texture.



Customised edge lines can be drawn with the Curved Ruler and the Street Marking Pencil.



As an alternative to the enclosed Street Marking Pencils, you can also apply white paint to a brush to paint on the templates.



Road Construction Set

The Road Construction Set is an innovative method of creating model roads. The set contains specially developed, very fine-grained asphalt granules in a shaker, a refill bag of

asphalt granules and a special, grey acrylic road paint. The contents of the set are sufficient to cover a road with a length of approx. 300 cm and a width of 8 cm.

60820 Road Construction Set

applicator with 150 ml fine 'asphalt granules'
refill pack 100 ml 'asphalt granules'
bottle with 125 ml grey acrylic road paint



Grass Glue is applied to the prepared road surface.



Next, the asphalt granules from the Road Construction Set are evenly scattered over the road until a uniform coating has been created.



Once they are dry and any excess granules have been extracted, the asphalt granules are sealed in with thinly applied road paint.

Terrain Structure Paste

Realistic-looking ground and surfaces can be quickly and easily replicated with Terrain Structure Pastes. With the Terrain Structure Paste 'Field & Nature', you can design field paths, courtyards, shore areas, rural train platforms and the subsoil of fields and meadows. Using the Terrain Structure Paste 'Industry', you can create roads and sealed

concrete and asphalt surfaces (e.g. at industrial plants, depots or station forecourts). The Terrain Structure Pastes are an acrylate-based coloured compound. The paste is simply applied with a spatula or a bristle brush. The individual colours can be mixed together 'wet on wet' or applied one after the other.



Simply apply Textured Terrain Paste ...



and form as desired.



60823 Terrain Structure Paste 'Field & Nature'
100 g sand (beige), 100 g loam (ochre), 100 g soil (brown)



60824 Terrain Structure Paste 'Industry'
100 g asphalt (anthracite), 100 g concrete (light grey), 100 g mud (olive)



Sand



Loam



Soil



Asphalt



Concrete



Mud



It Couldn't Be More Realistic!

Structured Roads, Structured Curve & Structured Place



NOCH Structured Roads are manufactured from the natural raw materials quartz sand and mineral powder. This guarantees a natural surface appearance and feel, as well as a realistic appearance and very high UV resistance. The Structured Roads are thus the first choice for the demanding hobbyist.

Another major advantage of the innovative production technology, based on a thin supporting material and using solvent-free bonding agents, is the Structured Roads' high degree of flexibility.

Important Note: do not process the Structured Roads at temperatures below 15°C. Risk of breakage!



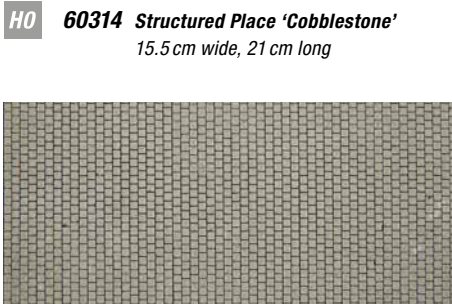
HO 60312 Structured Road 'Cobblestone'
7.5 cm wide, 50 cm long



HO 60316 Structured Curve 'Cobblestone'
7.5 cm wide, approx. 32 cm long



HO 60322 Structured Road 'Roman Pattern'
7.5 cm wide, 50 cm long



HO 60325 Structured Place 'Town Square'
15.5 cm wide, 21 cm long



HO 60326 Structured Place 'Village Square'
15.5 cm wide, 21 cm long



HO 60324 Structured Place 'Roman Pattern'
15.5 cm wide, 21 cm long



Craft Tip: Structured Roads and Places

Note: find the complete product line at www.noch.com or in the NOCH Catalogue



Cut off the protective pad of the Structured Place with a knife or scissors. Put the Structured Place on the surface and cut it roughly.



With a brush, apply solvent-free adhesive on the substrate. We recommend using the UHU POR contact adhesive.



The Structured Place is pressed into the glued surface and adapted to the underground. All solvent-free paints are suitable for follow-up treatment.



This Is How Pros Design Their Roads Perfectly!

Road Decoration Set




You can turn an ordinary road into a professional model road with this set! With the help of the supplied kerbs and traffic islands, you can steer the flow of traffic in the right direction. Signposting can be implemented perfectly with 301 traffic signs and signposts. 60 posts are included in the Road Decoration Set, to which you can attach signs. Other signs can be affixed to house walls, lampposts, etc. Manhole covers and gullies provide the finishing touches to your roads. It couldn't be more realistic: the only thing we don't offer for your 'ideal world' is potholes.




HO 60525 Road Decoration Set

Contents:

- 11 Kerbs, total length 100 cm
- 23 Traffic Islands
- 301 Signposts and 60 Tubular Posts
- 25 Manhole Covers and Gullies



Our Accessories provide the finishing touches to the roads, paths and squares on your layout – so you can get close to the real thing right down to the last detail.



HO 60511 Crash Barriers and Road Posts

Crash Barriers total 100 cm long
60 Road Posts for self-painting

N 34111 Crash Barriers and Road Posts

Crash Barriers total 70 cm long
32 Road Posts for self-painting



HO 60521 Traffic Signs

270 Traffic Signs
coloured and pre perforated,
63 Posts


N 34121 Traffic Signs

80 Traffic Signs
coloured, 32 Posts


How to Always Get the Curves

NOCH Road Sheets

Constructing realistic roads is made very easy by NOCH Road Sheets. Each stable, flexible and self-adhesive road sheet can be easily glued on. It is available in various widths (Federal Roads, Country Roads) and as a universal bend, crossing and car park, as well as cobblestones. The NOCH Road Sheet is offered in the colour variants 'asphalt' and 'grey', for HO and N gauge.




Road Sheets 'Asphalt'



HO 60700 Federal Road
asphalt, 100 cm x 8 cm

N 34200 Federal Road
asphalt, 100 cm x 4 cm



HO 60706 Country Road
asphalt, 100 cm x 6.6 cm

Road Sheets 'Grey'



HO 60703 Federal Road
grey, 100 cm x 8 cm

N 34203 Federal Road
grey, 100 cm x 4 cm



HO 60709 Country Road
grey, 100 cm x 6.6 cm




Craft Tip:
Solid white centre line

If you want to make a solid centre line from the broken centre line on a road marking, we recommend you draw the line with a white 'edding® 780 paint marker'.


Road Sheets Squares & Cobblestones

With these practical add-on elements, such as cobblestone roads and squares, crossings and car parks, you can design varied roads and squares.



HO 60722 Cobbled Pavement
100 cm x 6.6 cm

N 34222 Cobbled Pavement
100 cm x 4 cm

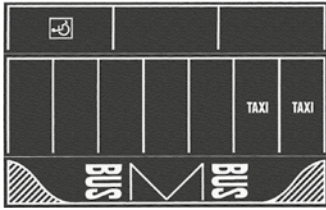


HO 60724 Cobblestones Place
2 pieces, each 22 cm x 14 cm

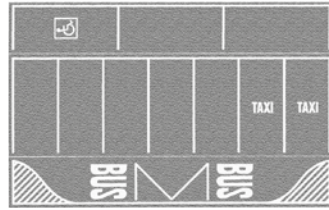
N 34224 Cobblestones Place
2 pieces, each 17 cm x 10.5 cm



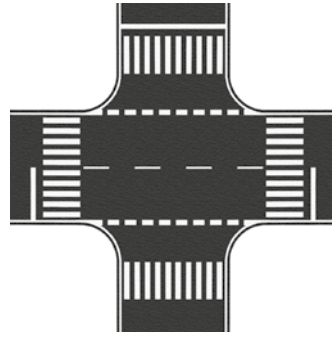
HO 60726 Pavement
100 cm x 2.5 cm



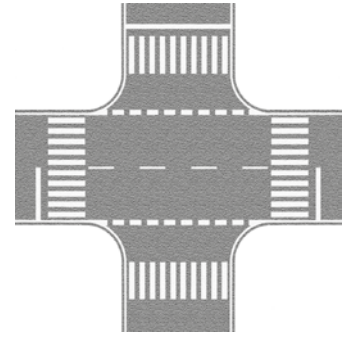
HO 60718 Car Park
asphalt, 2 pieces
each 22 cm x 14 cm



HO 60720 Car Park
grey, 2 pieces
each 22 cm x 14 cm



HO 60712 Crossing
asphalt
22 cm x 22 cm



HO 60714 Crossing
grey
22 cm x 22 cm


i Craft Tip:
Car Parks

A 'Car Park' pack includes two road sheets. One sheet is – as shown on this page – printed with road markings. The other is blank and can therefore be cut up and used as desired.

i Craft Tip:
Crossings

The carriageway connections on the HO Crossing are 8 cm wide and thus fit exactly onto the 'HO Federal Road'. Since the crossing is supplied in two parts, the carriageway connection can easily be shortened by simply trimming it to the width of the HO Country Road at 6.6 cm.

Universal Curve 'Asphalt' and Universal Curve 'Grey'



A pack contains 2 Universal Curves and one cutting template. Also available in grey.

HO 60701 Federal Road Curve
asphalt, 2 pieces, each 8 cm wide

N 34201 Federal Road Curve
asphalt, 2 pieces, each 4 cm wide

HO 60707 Country Road Curve
asphalt, 2 pieces, each 6.6 cm wide


HO 60704 Federal Road Curve
grey, 2 pieces, each 8 cm wide

N 34204 Federal Road Curve
grey, 2 pieces, each 4 cm wide

HO 60710 Country Road Curve
grey, 2 pieces, each 6.6 cm wide

i Craft Tip:
Application of the NOCH Universal Curve

Cut out the Universal Curve on the outline with a sharp knife (e.g. Stanley knife) or scissors with an edge of approx. 2 cm. Then divide the bend into segments required for your construction project. To make it easier for you to cut out precise radii, the Universal Curve pack comes with a template. By combining these segments with each other and installing straight road pieces, you can make any road route you desire. Each pack contains two Universal Curves so that you can build a complete circle (360°) with one pack.



Individual curved segments of a Universal Curve are combined with a straight road piece.



It Couldn't Be More Flexible



NOCH Road Crepe Paper

All roads lead to NOCH – because, with NOCH Roads, Paths and Squares, you can easily create a true-to-life road network. The advantages of the material are convincing: NOCH Road Crepe Paper is self-adhesive, particularly stretchy, tear-resistant, and above all very easy to work with. Bends in particular can be reproduced

Highly flexible!

very easily and effectively with NOCH Road Crepe Paper. In addition, NOCH Road Crepe Paper is ideally suited to the FALLER Car System.


H0 Country Road Crepe Paper




- H0 60500 Country Road**
grey, 100 cm x 4.8 cm (delivered in 2 rolls)
- H0 60610 Country Road**
grey, 200 cm x 4.8 cm (delivered in 2 rolls)
- N 34100 Country Road**
grey, 100 cm x 2.9 cm (delivered in 2 rolls)
- Z 44100 Country Road**
grey, 100 cm x 2.5 cm (1 roll, with broken center line)




- H0 60410 Asphalt Road**
black, 100 cm x 4.8 cm (delivered in 2 rolls)
- TT 48410 Asphalt Road**
black, 100 cm x 4.8 cm (delivered in 2 rolls)
- N 34150 Asphalt Road**
black, 100 cm x 2.9 cm (delivered in 2 rolls)
- Z 44150 Asphalt Road**
black, 100 cm x 2.5 cm (1 roll, with broken center line)




- H0 60470 Federal Road**
grey, 100 cm x 5.8 cm (delivered in 2 rolls)
- TT 48470 Federal Road**
grey, 100 cm x 4.8 cm (delivered in 2 rolls)



- H0 60490 Highway**
grey, 100 cm x 7.4 cm (delivered in 2 rolls)
- N 34090 Highway**
grey, 100 cm x 4.8 cm (delivered in 2 rolls)



- H0** **60430 Cobblestone**
100 cm x 5 cm (delivered in 2 rolls)
- TT** **48430 Cobblestone**
100 cm x 5 cm (delivered in 2 rolls)
- N** **34070 Cobblestone**
100 cm x 3 cm (delivered in 2 rolls)
- Z** **44070 Cobblestone**
100 cm x 2.5 cm (1 roll)



- H0** **60440 Old Town Cobblestone**
100 cm x 5 cm (delivered in 2 rolls)



- H0** **60450 Pedestrian Walkway**
100 cm x 1.2 cm (delivered in 2 rolls)



- H0** **60620 Pedestrian Walkway**
100 cm x 2.5 cm (1 roll)
- TT** **48450 Pedestrian Walkway**
100 cm x 1.5 cm (1 roll)
- N** **34071 Pedestrian Walkway**
100 cm x 1.2 cm (1 roll)



- H0** **60550 Car Park**
2 flexible sheets, 20 cm x 10 cm, one plane printed with various symbols, including 4 parking meters



- H0** **60570 Paved Place**
2 flexible sheets, 20 cm x 10 cm
- TT** **48570 Paved Place**
2 flexible sheets, 20 cm x 10 cm
- N** **34170 Paved Place**
2 flexible sheets, 20 cm x 10 cm



Craft Tip:
Solid white centre line

The NOCH Roads, Paths and Squares shown on this page are self-adhesive and made of particularly stretchy and tear-resistant special crepe paper. Bends of all kinds can therefore be laid easily. For extremely narrow curves (e.g. hairpin curves on mountain routes), cut the roads along the curve radius and glue them so they overlap slightly. You can make both solid and broken centre lines. Most NOCH Roads packs consist of two individual road rolls. The centre line is solid on one roll and broken on the other. If you want to build a road with a solid centre line now, for example, first lay the roll with the broken line and stick the other carriageway with the solid line on top of it, with a slight overlap. If you want to break up a solid centre line after a stretch of several centimetres, cut the roll with the broken line at the 'interface' and stick this onto the roll with the solid line with an overlap.

NOCH Road Crepe Paper is ideally suited to the FALLER Car System. First, fix the special guide wire with some adhesive strips. Next, lay the NOCH Road Crepe Paper on the special guide wire. The FALLER Car System vehicles can safely go for a spin on NOCH Road Crepe Paper.



Attractive Crossings



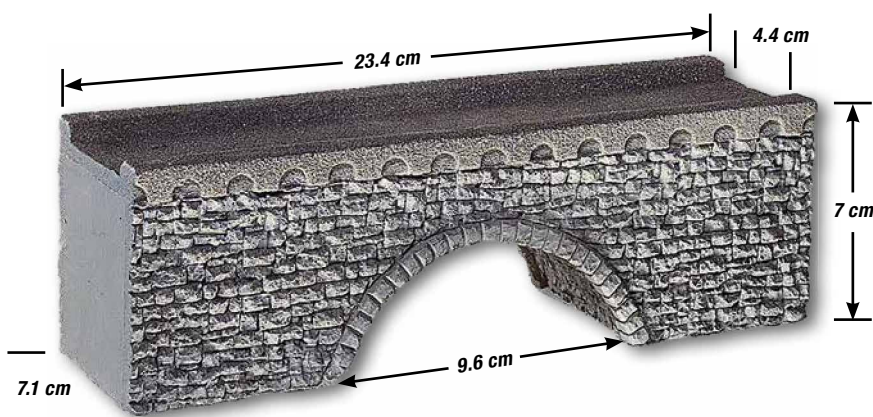
Bridges made of Structured Hard Foam



Note: many NOCH Bridges can also be used as road bridges. The complete selection of bridges can be found in the 'Bridges and Viaducts' chapter in this catalogue.

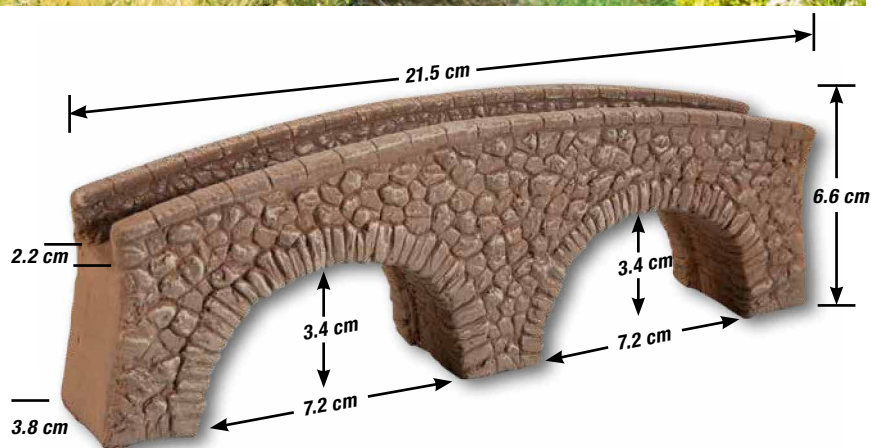
H0 58690 Achtobel Bridge

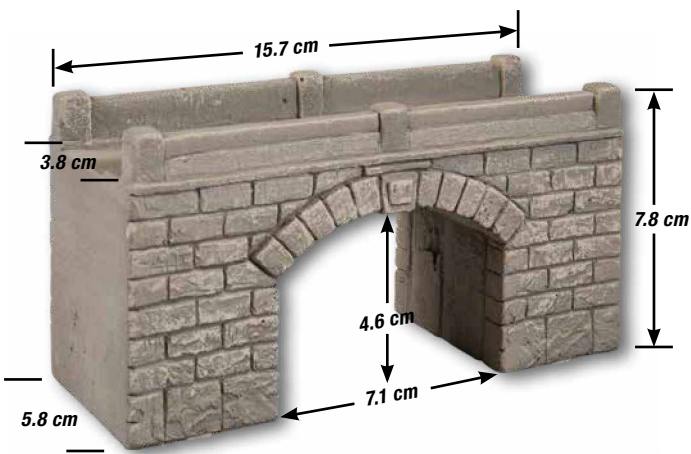
Ready-made Structured Hard Foam Bridge Model. Also suitable for all H0 track systems incl. MÄRKLIN® C Track.



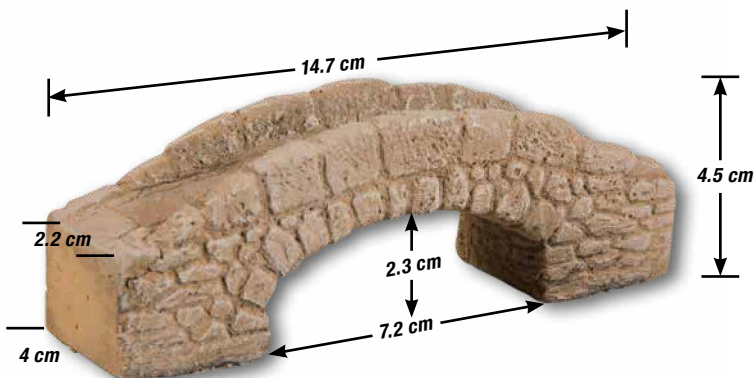
H0 58692 Argen Bridge

Ready-made Structured Hard Foam Pedestrian Bridge






H0 58696 Oberdorf Bridge
 Ready-made Structured Hard Foam Narrow Village Bridge.
 The Oberdorf Bridge is wide enough
 to allow for a single lane of traffic



H0 58694 Waldtobel Bridge
 Ready-made Structured Hard Foam
 Pedestrian Bridge



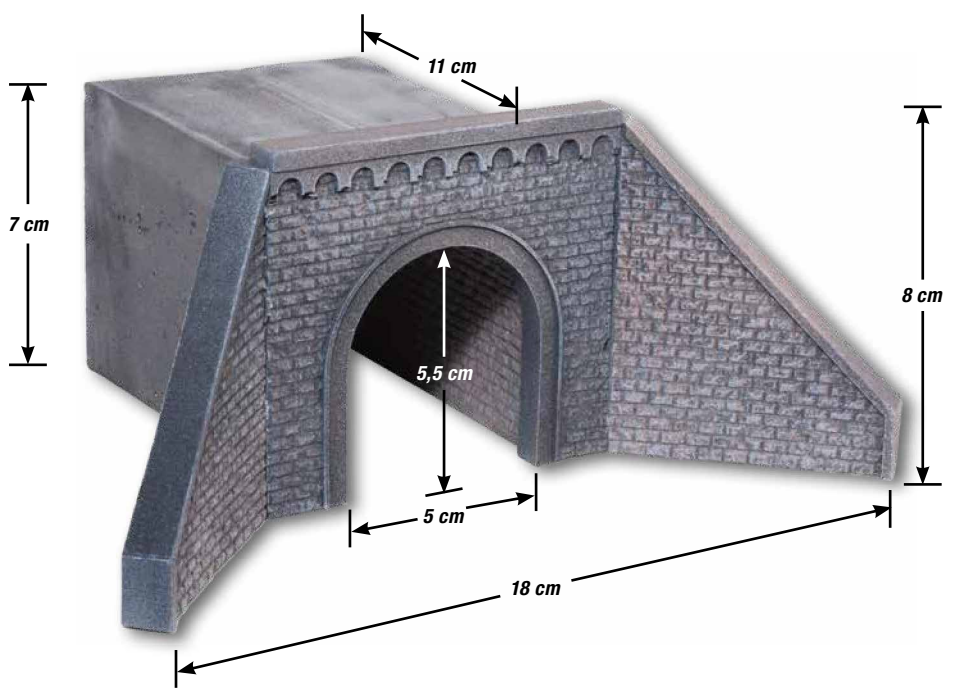
Underpasses

 With this high-grade hard foam item, an extremely realistic model underpass can be created. The set includes a portal with matching wing walls and a tunnel pipe of approx. 10 cm in length.

In order to build an underpass with two sides (that is, with an entrance and an exit), you will need two sets.



H0 58292 Underpass
1 portal, 2 wing walls, 1 pipe





Portals



Even roads and paths lead through tunnels and underpasses. That's why we offer an attractive road portal made of our well-known NOCH Hard Foam. You can find many practical craft tips on the hard foam material in the 'Walls and Portals' chapter of this catalogue.

HO 58300 Underpass
14x10 cm

Culverts



Culverts can be found on road and railway embankments, paths and steep slopes. Two particularly typical ones, the pipe and the tunnel, can be modelled with products from the popular Structured Hard Foam Series.



HO 58294 Culvert 'Pipe'
2 pipe exhausts, 8 cm x 2.9 cm, 2 walls,
8 cm x 2.5 cm



HO 58296 Culvert 'Tunnel'
2 tunnel exhausts, 8 cm x 4.3 cm



As in Nature, Water Attracts all the Attention

Many roads lead to the same goal: this also applies to water structuring, which is undoubtedly the pinnacle of model landscaping.

To help you find the right NOCH product for your purpose as quickly as possible, we have created an overview for you on the following pages.

The table on pages 116 and 117 gives you a particularly quick initial overview. Choose the products from our wide range that are best suited to your craft project.



Rivers, Lakes and Water Bodies

Perfect Set 'Lake' – from page 118

- Everything to make a perfect lake

Water-Drops® – page 120

- Melt and pour easily
- Very versatile use

2K Water Gel – page 122

- Two-component material
- For the perfect imitation of water, ideal for stagnant waters

Artificial Water – page 123

- Ideal for small, shallow waters
- Very easy to use

Aqua Effects, Waves & Billows, Foam & Spume – from page 124

- For reworking and detailing
- Can be combined with all other water products

NOCH Water Products and their Applications

NOCH offers a variety of products for water design, which differ in application, result and price. Items have been perfected for their respective application but may be less suitable for other applications.

We keep getting questions about this and so we would like to give you an overview here.



Special Products for Custom Requirements

There are two main areas of application. Products for creating a base for a body of water (this includes Lake Film, Artificial Water, 2K Water Gel and Water-Drops®) as well as products for creating water surfaces (this includes Aqua Effects, Waves & Billows and Foam & Spume).

Before making a purchase, you must first clarify what type of water you want to represent and what it looks like in reality. A lake or a harbour basin naturally have a completely different appearance to a roaring torrent.

As an example, imagine you are standing on a jetty and looking at the surface of a marsh pond. What do you see?

You will probably see a dark, reflecting surface that flickers in the wind and no base with stones and sand. The same is true of a quarry lake, a stream or a harbour.

To bring it down to a common denominator, the deeper a body of water is, the easier it is to represent it in a model. In principle, you only need paint that creates depth and colouring of the water as well as a product to make a water level, e.g. Artificial Water or 2K Water Gel, and a product for designing gentle surface waves, such as Aqua Effects.

The procedure for designing a mountain stream with a roaring deluge of water set against large stones and boulders is completely different. In addition to that, streams feature a slope. The water foams, and rapids and waterfalls emerge. We recommend using Water-Drops® supplemented by Waves & Billows for this.

Another essential point when using a product is the nature of the substructure on which the model water body is to be built. If it consists of heat-sensitive materials such as Styropor® or plastic, as is the case with a NOCH Preformed Layout, a material that is melted beforehand cannot be worked with immediately. If NOCH Water-Drops® are to be used anyway, the substrate must first be sealed with a 3 mm – 5 mm thick layer of NOCH Modelling Compound (ref. 60920, page 46). After hardening, this absorbs a sufficient part of the heat and thus protects the substrate from damage.

Once the above questions have been clarified, you can choose a NOCH Water product to suit your project.

NOCH Products at a Glance

NOCH Artificial Water

Refs. 60873, 60874, 60876 and 60877, page 123
Solvent-free, therefore suitable for all substrates

NOCH Artificial Water is offered in the packaging sizes 125 g, 250 g and 500 g.

It is a one-component material based on dispersion.

The material's water content is approx. 50%. When it dries, it evaporates, and the volume is reduced by about half.

The product is ready to use and can simply be poured out of the bottle.

The drying time is between 24 and 48 hours. The material is the easiest material to use at a very attractive price. Suitable for creating a smooth water level.



Application:

The surface must be flat and waterproof. If necessary, seal with NOCH Modelling Compound (ref. 60920, page 46). Paint substrate, e.g. with the NOCH Waters Colour Set (ref. 60878, page 119). Once the paint has dried, pour on the Artificial Water max. 2 mm to 3 mm high and allow to dry for approx. 24 hours. A 1 mm – 1.5 mm thick water level is then created. So, small puddles of water and flat stagnant waters can be realistically created in no time at all.

Warning:

Do not pour on another layer later on. Further applications cause the surface of the already dried Artificial Water to liquefy again and thereby become cloudy. This clouding might go on in this condition for several weeks until it dissolves. This procedure is therefore not recommended. If you'd like to create a deeper water level, we recommend 2K Water Gel.

2K Wasser Gel 'transparent' and 2K Wasser-Gel 'color'

Refs. 60870 and 60871, page 122

Solvent-free, therefore suitable for all substrates

NOCH 2K Water Gel – also known as cold glaze – consists of two components ('2K'), namely a resin and a hardener. These components must be mixed exactly in a ratio of 1:1. 2K Water Gel is the only NOCH Water product that can also be used for casting things and objects in the creative handicraft and DIY sector. Its brilliance and exquisite, glass-like surface are captivating.

The 2K Water Gel is ideally suited for designing deep waters with a calm water surface, as the material can be poured on in a thicker layer. Subsequent application of a further layer is also possible.



Application:

The substrate must be flat and waterproof. If necessary, seal with NOCH Modelling Compound (ref. 60920, page 46).

Paint substrate, e.g. with the NOCH Waters Colour Set (ref. 60878, page 119). Once the paint has dried, pour on 2K Water Gel mixed in a ratio of 1:1. The layer can be approx. 3 mm – 7 mm thick. The 2K Water Gel color should be coloured with the enclosed colour concentrates before pouring when mixing the resin and hardener. You can use the colouring to enhance the depth effect of the water.

Water-Drops®, Water-Drops® 'easy' and Water-Drops® 'color'

Melting granules (refs. 60855, 60858 and 60856; pages 120-121) are processed when hot and thus are not suitable for heat-sensitive substrates.



NOCH Water-Drops® are the 'universal product' par excellence.

Water-Drops® can be used to represent lakes, rivers and raging mountain brooks and torrents. The Water-Drops® are melted in the oven and then processed while hot. With the colour granules contained in Water-Drops® 'color', water can be tinted blue, green or brown and still retain its transparency. NOCH Water-Drops® 'easy' are sufficient for smaller projects. What's particularly practical is that they are provided in a heat-resistant tub for direct use in the oven.

Application:

The substrate must be heat-resistant. With Styropor® and plastic substrates, it is necessary to apply NOCH Modelling Compound (ref. 60920, page 40) to a thickness of approx. 3 mm – 5 mm, which will later absorb the heat. The substrate can then be painted, e.g. with the NOCH Waters Colour Set (ref. 60878, page 119). The Water-Drops® are poured into a heat-resistant container (e.g. glass, metal) and mixed with the plasticiser they contain. The mixture is then melted in the oven at 150°C. It should be stirred several times in order to mix the Water-Drops® and plasticiser well. Once the paint has dried, the melted Water-Drops® can be poured onto the prepared substrate. As the temperature drops, the material then becomes increasingly solid. It can be heated up again at any time with a hot glue gun or a hairdryer and thus reworked. This also removes small air bubbles or surface tension on the bank area. In a honey-like consistency, Water-Drops® can be used to excellent effect on slopes, as the flow speed is greatly reduced. Ideal for creating mountain brooks and torrents.

If you still have melted Water-Drops® left over after pouring, you can let them cool in the container, store them and reheat them in the oven at any time. The Water-Drops® are then reusable.

Note: please read the product and processing instructions that you receive with the product.

Aqua Effects

Ref. 60872

Suitable for waterfalls, rapids and waves, page 124.

Aqua Effects have a creamy consistency. To design rapids and waves, material is simply squeezed out of the bottle and spread on the corresponding spot on the water surface. The shape can be modelled with a paintbrush or toothpick. Aqua Effects are transparent when dry.



Application:

To design a waterfall, the length and width of the waterfall which is to be built into the terrain later is transferred onto a piece of baking paper. You then put Aqua Effects next to each other on this surface by strip until a continuous surface emerges. After a good hour, you can model the waterfall with a toothpick and bring it into the desired shape. Then let it dry completely until it is milky transparent. Repeat this process until the waterfall has the desired volume. When it is completely dry, you can peel the waterfall off the baking paper and install it in the terrain. You can also use Aqua Effects to secure and create the transitions above and below.



Waves & Billows

Ref. 60861

Suitable for high waves and billows, page 125

Application:

'Waves & Billows' is a jelly and can be spread onto the water surfaces with a small putty knife or spatula. To model higher waves that break in the shore area, for example, the mass is first 'pushed' towards the shore with a bristle brush. To be able to erect the waves, the material must first dry a little and form a stabilising skin. Then erect the mass like a 'cockscorn'. You may have to repeat this process until the wave is secure and can harden. The material becomes hard after approx. 12 – 18 hours and is transparent when dry.



Foam & Spume

Ref. 60862

Suitable for creating foam and spume effects, page 125

Application:

Use 'Foam & Spume' for super-realistic, professional 'finishing touches'. Put the icing on the cake in the form of whitecaps on waves or foaming water in a torrent. Incidentally, the material is coloured model water and not 'just' a white paint. A normal white colour would suppress a glossy appearance and make the water appear dull. With a small brush, carefully dab on foam and spume and only on the tips of the waves. These little white crowns are enough to make the water look like it's moving and frothing up.



Product	Material and Application
Products for creating a base for a water body	
Artificial Water	1-component material, easy to pour straight from the bottle.
2K-Wasser-Gel 2K-Wasser-Gel 'color'	2-component material, blended together before use. Mixing ratio 1:1 resin to hardener (cold glaze)
Water-Drops® Water-Drops® 'easy' Water-Drops® 'color'	Melting granules are melted before use in the oven and thereby liquefied. Hardened by cooling.
Products for designing Waterfalls, Rapids and Waves	
Aqua Effects	Creamy compound
Waves & Billows	Viscous jelly
Foam & Spume	Liquid dispersion



Suitable for	Advantage	Disadvantage	Page
<ul style="list-style-type: none"> • calm, flat bodies of water (e.g. quarry lake, pond, river, etc.) as well as small garden ponds, pools and puddles • product suitable for beginners 	<ul style="list-style-type: none"> • easiest application • professional result • cheap material price 	<ul style="list-style-type: none"> • volume shrinks when hardening by approx. 50% • can be poured in to a maximum of 2 mm – 3 mm high (result 1 mm – 1.5 mm height) • can only be used as a single layer (not possible to pour on subsequent layers) 	123
<ul style="list-style-type: none"> • calm, deep bodies of water (e.g. quarry lake, pond, river, harbour basin, etc.) • product suitable for advanced modellers and professionals 	<ul style="list-style-type: none"> • professional result • water layer has high brilliance (glassy) • can be filled higher than with Artificial Water • can be applied in several layers, subsequent topping up is possible • also suitable for casting decorative objects • things and objects (creative handicrafts, DIY) • only 2K Water Gel 'color': can be coloured 	<ul style="list-style-type: none"> • material that has already been mixed must be used up. Material that is not required cannot be used later and must be disposed of • high material price 	122
<ul style="list-style-type: none"> • lakes, rivers, streams, mountain brooks, raging torrents • product suitable for all modellers 	<ul style="list-style-type: none"> • THE universal material, suitable for the widest range of purposes • material can also be melted subsequently with a hot glue gun or a hairdryer. This allows surfaces to be subsequently modelled or repaired. • Leftover material can be stored and reheated weeks later and used for another project • only Water-Drops® 'color': can be coloured 	<ul style="list-style-type: none"> • not suitable for heat-sensitive surfaces, e.g. NOCH Preformed Layouts and Styropor® (if necessary, seal with NOCH Modelling Compound) • material subsequently remains sensitive to temperature. Rupture of the water surface possible due to high temperature fluctuations. • thus not suitable, for example, for transportable module layouts which are to be transported to fairs and exhibitions in different seasons/temperatures. 	120 – 121
<ul style="list-style-type: none"> • waterfalls, rapids, waves 	<ul style="list-style-type: none"> • suitable for many different applications • ideal for waterfalls • can be used straight from the bottle 	<ul style="list-style-type: none"> • not for forming high waves and billows, as it's too creamy 	124
<ul style="list-style-type: none"> • high waves and billows, extreme effects 	<ul style="list-style-type: none"> • for voluminous, high waves • can be used straight from the tub 	<ul style="list-style-type: none"> • not always ideal for finer effects and waterfalls 	125
<ul style="list-style-type: none"> • whitecaps, spume 	<ul style="list-style-type: none"> • ideal for realistic 'finishing touches' • professional product 	<ul style="list-style-type: none"> • is not transparent when dry and cannot be changed or concealed afterwards. Therefore use carefully. 	125

Note: please read the product and processing instructions that you receive with the product.



Make the Perfect Lake

Perfect Set 'Lake'

Everything you need to make a perfect lake is contained in this set. You pour out a prepared lake bed with the Water-Drops®, create the surface with Waves & Billows and decorate the bank with Grass Tufts. To make everything as easy as possible for you, the Perfect Set contains a free DVD with an instruction video.

You're guaranteed to succeed in building your model lake!

60813 Perfect Set 'Lake'

Contents: Water-Drops® 'color',
 250 g transparent, for approx. 300 ml,
 each 25 g blue, green, brown (ref. 60856)
 Waves & Billows, 150 ml (ref. 60861)
 Grass Tufts Mini Set 'Meadow', 42 pieces (ref. 07037)

Including
 gratis DVD!





Give Your Bodies of Water the Right (Foundation) Colour!

Waters Colour Set

The new Waters Colour Set offers five ready-to-apply paints that are perfectly matched to the intended purpose. The set contains five realistic basic colours of 30 ml each: dark blue, ultramarine, turquoise, mud brown and white. Thanks to the dosing tips on the little bottles, the paints can be dispensed precisely.

So, you're sure to find the correct shade. It doesn't matter whether you're designing a mountain lake, a pond in the forest, a beach, or even a lagoon by the sea. The paints can be mixed with NOCH Acrylic Paints, adhere to wood, plaster, cardboard, NOCH Hard Foam and dry in a realistic matte effect. They are heat-resistant when dry. Therefore, they can also be combined with NOCH Water-Drops®.



60878 Waters Colour Set

Contents: 30 ml each of ready-to-apply paints
dark blue, ultramarine, turquoise
mud brown and white



Lake Film

For creating natural-looking water surfaces:
easy to cut and glue on.



60850 Lake Film

blue, with wave structure, 41 cm x 26 cm



Water-Drops® do the Trick!

Water Structuring with Water-Drops®

Two things make Water-Drops® indispensable in creating waters: that they are easy to work with and that they offer the possibility to create details like waves or rapids through subsequent heating. As a product family, the Water-Drops® are available in three variations. The Water-Drops® 'transparent' are ideal for creating crystal-clear lakes, rivers and streams. To design ground that is coloured, we recommend the Waters Colour Set (ref. 60878, see page 117).

The Water-Drops® 'color' additionally contain blue, green and brown drops for mixing with the transparent drops. Hence, you can create a totally individual colour scheme for your waters. Finally, the Water-Drops® 'easy' make working with the Water-Drops® even easier. Simply remove the lid and place the heat-resistant plastic tub in the oven for melting.

Water-Drops®

Water-Drops® are the perfect substance for reproducing stagnant and flowing waters in a model. In particular, the ability to re-melt the body of water after it has hardened (for example, with a powerful hairdryer) opens up many possibilities for the modeller. Waves can subsequently be moulded or scratches removed from the water's surface.

Water-Drops® are offered in "transparent" and "color" variations.

Warning: Risk of burns! Processed while hot! Wear gloves!

Advantages:

- Easy to work with
- Fast-working (short hardening time)
- Easy to dye
- Can be reworked by heating



60855 Water Drops® 'clear'
250 g, for approx. 300 ml



60856 Water Drops® 'color'
250 g transparent, for approx. 300 ml, each 25 g blue, green, brown



Craft Tip:
Water-Drops® and Water-Drops® 'easy'

The Water-Drops® are simply melted in the oven in a heat-resistant container (e.g. a jam jar). After melting, the substance retains a honey-like consistency for approx. 3 minutes. It can now be poured into the prepared stream- or lake bed. If the water on your model landscape has hardened and you want to make further changes to the water surface, no problem: you can re-melt and re-work the surface at any time with a hair-dryer.

With a heat gun, you can even liquefy the entire Water-Drops® water body. This allows you to work on waves or rapids afterwards.

Warning: Risk of burns! Wear gloves! Do not heat in the microwave! Only suitable for adults.



The Water-Drops® are melted in the oven ...



... and poured into the prepared streambed.
Warning: the Water-Drops® are processed while hot! Wear gloves!




Thanks to the low melting point of the Water-Drops®, the substance can be melted down and reworked with a hair-dryer.

Water-Drops® 'easy'

Water-Drops® 'easy' make it even easier to construct lakes and rivers. The tub is made of a heat-resistant plastic and is thus also the melting vessel. Simply melt the Water-Drops® 'easy' in the oven on 150° C and

then remove the lid. The melted Water-Drops® 'easy' are then poured into the prepared lake or flowing brook and harden completely within a few minutes. **Warning: Risk of burns!** Hot while processed! Wear gloves!



Simply melt Water-Drops® 'easy' in the tub in the oven...



and pour into the prepared lake – and that's that!



60858 Water-Drops® 'easy'
150 g
for approx. 160 ml



Info Tip:
Water-Drops®

Warning: Risk of burns! Wear gloves!
Do not heat in the microwave! Only suitable for adults.



Still Waters Run Deep

Water Structuring with 2K Water Gel

2K Water Gel is a fascinating substance: easy to work with and producing exciting results. It is the material of choice for replicating stagnant waters (such as lakes or ponds). However, rivers and streams can also be beautifully represented in a model.

For creating water surfaces, e.g. Aqua Effects (ref. 60872) or Waves & Billows (ref. 60861) can be used.

Applying 2K Water Gel is very simple: first, mix the two components in a ratio of 1:1.

Now you have approx. 120 minutes to work with the 2K Water Gel. During this time, the consistency of the 2K Water Gel changes from watery to viscous.

In order to give the water some colour, there are two options: either you paint the lakebed with the Waters Colour Set (ref. 60878) or you use the 2K Water Gel 'color' (ref. 60871), which can be dyed, thanks to the concentrated paints included in the pack.

2K Water Gel

Amazingly true-to-life lakes and rivers can be built with our popular 2K Water Gel. The two components are mixed 1:1, stirred and then poured out. For a colourful design, either the Waters Colour Set (ref. 60878) or the 2K Water Gel 'color' is used.

Using the Waters Colour Set (ref. 60878), the lake bed has to be pre-coloured. With the 2K Water Gel 'color', the concentrated colour is stirred directly into the 2K Water Gel. The pack contains concentrated blue, green and brown paint, enabling every shade of the water to be reproduced in the model.



60870 2K Water Gel 'transparent'
2 components, each 100 ml



60871 2K Water Gel 'coloured'
2 components, each 50 ml
2 ml of each colour batch
blue, green und brown



Artificial Water



Artificial Water is the easiest way imaginable to design bodies of water, especially small lakes, pools, ponds and puddles. NOCH Artificial Water is available transparent or blue-green coloured. If the substance is pre-coloured, the depth effect of the water is achieved by the colour of the water. If the substance is transparent, we recommend priming the substrate with the Waters Colour Set (ref. 60878; see craft tip). Artificial Water is poured onto the prepared substrate straight from the bottle in a layer of maximum 2–3 mm. After approx. 12 hours, the surface has shrunk by about 50 % and is dry. A perfect water level has been created!



60876 Artificial Water mini
125 g, transparent
ready-to-pour in a bottle



60873 Artificial Water
250 g, transparent
ready-to-pour in a bottle



60874 Artificial Water XL
500 g, transparent
ready-to-pour in a bottle



60877 Artificial Water 'color'
250 g, blue-green coloured
ready-to-pour in a bottle



Craft Tip: Water Design



The colours are individually mixed to create a suitable shade.



They are then applied with a brush.



In order to imitate depth, the colour becomes darker towards the centre and lighter towards the edge.



Artificial Water 'color' is carefully poured to form a layer of 2–3 mm.




Once the Artificial Water has dried, Aqua Effects can be applied to the surface.

Aqua Effects

With this Aqua Effects product from NOCH, special effects can be created on water surfaces made from Water-Drops®, Artificial Water or 2K Water Gel. You can easily reproduce realistic rapids and impressive waterfalls. Aqua Effects consists of a viscous white substance that is flexible and milky-transparent when dried out. Because of the very viscous consistency, you can also apply the substance directly on steep areas (e.g. waterfalls). To make rapids, for example, just apply a few brushstrokes of Aqua Effects onto the river, then spread around with a coarse bristle brush.



60872 Aqua Effects
130 g



Craft Tip: **Aqua Effects**

NOCH Aqua Effects have a viscous, white consistency straight from the tube. The substance dries a milky-transparent colour after several hours.

Small waterfalls and whirlpools: the Aqua Effects are applied directly onto the model landscape with a small paintbrush.

Waterfall: the waterfall is designed 'lying down' and not installed into the landscape until dry. To do this, measure the height of the waterfall in the model landscape and transfer it onto supporting

material e.g. baking paper. Then mould the waterfall 'lying down' with a bristle brush. After the waterfall has dried (approx. 24 hours), carefully remove it from the supporting material and glue it in the model landscape.

Info Tip: the perfect instructions on working with the NOCH Water products are provided in our guidebooks (see pages 10 to 15).





60861 Waves and Billows
150 ml, easy-to-use tub

Waves & Billows

The product 'Waves & Billows' was developed for designing high waves. It's ideal, for instance, for a beach scene with surfers or a diorama with a ship on the high seas. This is a paste-like mixture, which is applied to the water surface with the aid of a small spatula or toothpick.

After some rough modelling, the mixture is first allowed to set for half an hour and then moulded into the desired shape with a spatula, toothpick and coarse paintbrush.



Foam & Spume

Every wave that breaks, every brook that rushes, and every waterfall that plunges into a mountain lake, produces waves as well as white surf. To be able to perfectly reproduce these wonderful highlights, NOCH 'Foam & Spume' was developed. This fine substance can be carefully applied by brush onto the relevant water areas to give rapids, waterfalls and waves the ultimate, natural-looking touch. Since it is not white paint, 'Foam & Spume' looks even more natural. Try it!



60862 Foam & Spume
30 ml, bottle



It Doesn't Get any Greener: Our Grasses, Blossoms and Plants are Fascinating in their Attention to Detail!

Anyone who appreciates lifelike landscape design is on the right track with us: we continue to bring innovation to the market in greenery, inspiring with their simple application and setting lasting trends. The NOCH Gras-Master has already won numerous awards and international success. Reason enough for us to develop it further.

Discover the versatility of the NOCH Gras-Master 3.0 for your model landscape! Our innovative Grass Tufts also impress with their perfect design and incomparably realistic appearance. When it comes to fields, meadows and flowers, everything gets the green light with NOCH!



Fields and Meadows

Set Items – from page 128

- Our sets make starting to design landscapes and greenery easy.

Gras-Master 3.0 – from page 134

- For perfect electrostatic flocking with grass fibres that stay upright. Powerful!

Greenery, Flocking and Ballasting – from page 139

- Grass fibres, grass assortments, Scatter Material, Stones, Rubble and Ballast

Natur+ – from page 150

- Super realistic product and best quality thanks to a specially developed production process

Grass Tufts, Grass Strips and Plants – from page 154

- Virtually unlimited applications for beds, fallow land, field paths or embankments

Laser-Cut minis – from page 157

- Laser-Cut miniature plants made of special paper

Get Started Easily with NOCH!

The first step is the easiest. For this to be true, we have put together some practical sets for you. This allows you to get to know the most important materials and methods and that way, you can be sure that

you haven't forgotten anything important while shopping. It's time to unpack our useful sets on the following pages and get stuck in! We hope you have lots of fun!



Basic Set 'Modelling'

How do you make getting started with the wonderful hobby of 'model landscaping' as easy and smooth as possible? With the Basic Set 'Modelling'! The package includes everything from creating the ground to flocking and structuring realistic waters, to get you building your own model landscape.

Note: the Water-Drops® easy included in the set are processed while hot. Risk of burns. Please wear gloves.


O HO TT N Z

60801 Basic Set 'Modelling'

- Contents: 250 g of ballast
- 100 g of Terrain Paste, sand
- 150 g of Water-Drops® easy
- 50 g of Grass Glue
- Puffer Bottle
- 40 g of Scatter Grass Summer 'Meadow' (length of the grass fibres 2.5 mm)
- 42 g of Scatter Material, brown
- 35 g of Lichen
- 40 Grass Tufts, mixed



G 1 O HO TT N Z



Scenery Starter Kit

The NOCH Scenery Starter Kit offers everything you need for the initial design phase:

- For creating rocks: NOCH Rock Compound
- For pastures and meadows: Scatter Grass with accompanying Puffer Bottle and Grass Glue to create high-quality grass areas
- For initial designs: a Mini Grass Mat, NOCH Scatter Material, Natural Stones as well as high-grade Lichen, 6 Model Fir Trees and 4 Deciduous Trees

The Scenery Starter Kit is perfectly suited for H0, TT and N gauges.



H0 TT N 60800 Scenery Starter Kit



Start Set Vegetation

Electrostatic grass application gives your model landscape a certain something. With the Start Set Vegetation, this happens in a simple way, since the 2.5 mm-long Scatter Grass from NOCH can easily be applied with the Puffer Bottle.

Note: to continue modelling, you'll find Grass Glue and Scatter Grasses in many different shades in the large NOCH range.



H0 TT N Z 07069 Start Set Vegetation
Puffer Bottle
40 g of Scatter Grass 'Summer Meadow'
50 g of Grass Glue



Video clip



Mini Start Set Landscaping

The Mini Start Set Landscaping contains a selection of the most popular modelling items with which you can create smaller model landscapes, dioramas or nativity scenes.

All products are available to purchase separately to enable you to carry on modelling later.



60803 Mini Start Set Landscaping
Contents: Mini Grass Mat 'Meadow', 28 cm x 22 cm
Scatter Material, medium green and brown, each 10 g
Bag of Lichen, dark green, yellow and red, approx. 12 g each
Cork Rock Piece

Build the Perfect Embankment

Perfect Set 'Right & Left Along the Tracks'

Designing the vegetation on both sides of the tracks is certainly one of the most challenging projects in model landscaping, for that is where vegetation is particularly abundant and correspondingly where many different products are used.


The Perfect Set 'Right & Left Along the Tracks' includes these very products so that you find designing easy. The Perfect Set includes a detailed instruction video on DVD. So your project is guaranteed to succeed!



Including
gratis DVD!

60811 Perfect Set 'Right & Left Along the Tracks'

- Contents: Sea Foam for approx. 20 bushes
- Foliage, light green, 20 cm x 23 cm (ref. 07270)
- Meadow Foliage, medium green, 20 cm x 23 cm (ref. 07291)
- Structured Flock, dark green, medium, 15 g (ref. 07343)
- Structured Flock, bright green, fine, 20 g (ref. 07331)
- Grass Tufts Mini Set XL 'Meadow', 42 pieces (ref. 07044)
- Grass Tufts Mini Set 'Field Plants', 42 pieces (ref. 07034)




Craft Tip:
Perfect Set 'Right & Left Along the Tracks'



Foliage can be used to create ground cover, weeds and shrubs on the embankment.



A second level of slightly higher shrubs is formed by glueing on Grass Tufts.



With Sea Foam, Grass Tufts and Structured Flock, bushes and small trees emerge.



The result: a perfectly designed railway track environment just like the original!




Every Beginning Is Easy!

Vegetation Starter Sets

The application requirements for different types of vegetation in the model landscape are as wide as a model shop's range of offerings. Sometimes it's hard to decide which colours and materials to use.

In order to make your decision easier and recommend the right NOCH materials for the various applications, our modellers have put together special Vegetation Starter Sets for you. Inside each set is a selection of products to suit the various topics. So, you can start right away and experience the effect and application of the materials. The products are suitable for all gauges.

We made an effort to present as many products as possible in every Vegetation Starter Set. The quantities are sufficient for smaller areas. Since the item numbers are indicated on all the packaging and products, individual items can be purchased later at any time. In addition, each set offers a price advantage compared to the individual purchase of the products. Have fun discovering the variety and possible applications of these NOCH products!



Vegetation Starter Set 'Meadow'

You can implement the basic flocking of a small meadow with the contents of the set. It doesn't matter whether it's meant to be a wild meadow or even a paddock or pasture for animals. You can also recreate bald patches in the grassy area with the brown Scatter Material. Just go ahead and give the products a try!

Saving of more than 10%*



60771 Vegetation Starter Set 'Meadow'

Contents: Scatter Grass Meadow, 20 g
Scatter Grass, light green, 20 g
Structured Flock, light green, medium, 15 g
Scatter Material, brown, 42 g
Grass Tufts Meadow, 42 pieces, 9 mm


*The stated price advantages refer to the recommended retail prices of NOCH being valid at time of the catalogue printing in September 2022.

Vegetation Starter Set 'Forest'

We noticed that many customers kept asking how to professionally design a forest floor. That was enough reason for us to put together a suitable Vegetation Starter Set. With matching Scatter Grass, Scatter Material and Structured Flock in muted, dark colours, a perfect base is created in next to no time! Details, e.g. moss and other groundcover, can then be incorporated with the olive-green foliage.



Price Advantage!



60772 Vegetation Starter Set 'Forest'

- Contents:
- Scatter Grass Forest Floor, 20 g
 - Structured Flock, dark green, coarse, 10 g
 - Scatter Material, brown, 42 g
 - Foliage, olive green

Vegetation Starter Set 'At the Wayside'

As mundane as it may sound, straight waysides are not so easy to reproduce perfectly in a model. During one of your next walks, observe what is sprouting up and growing around you! You'll be surprised at the variety.

As well as gravel, with which you can design the path, the set accordingly contains a lot of grasses, tufts and scatter material.



Saving of more than 10%*



60773 Vegetation Starter Set 'At the Wayside'

- Contents:
- Gravel, 250 g
 - Rubble, fine, 80 g
 - Scatter Grass Meadow, 20 g
 - Scatter Grass, beige, 20 g
 - Grass Tufts Field Plants, 42 pieces
 - Scatter Material, brown, 42 g

*The stated price advantages refer to the recommended retail prices of NOCH being valid at time of the catalogue printing in September 2022.



Vegetation Starter Set 'On the Bank'

Modelling the bank of every lake and river requires extra special attention! So that the transitions between water and land work perfectly, Scatter Grass and Sand, as well as some Grass Tufts, are included in the set. This allows you to decorate the vegetation on the bank in detail and achieve a convincing result!

Price Advantage!



60774 Vegetation Starter Set 'On the Bank'

Contents:


Sand, medium, 250 g

Grass Tufts Meadow, 42 pieces, 9 mm

Grass Tufts, blooming yellow

42 pieces, 9 mm

Scatter Grass Spring Meadow, 20 g



Vegetation Starter Set 'Railway Embankment'

No railway modeller can get around it: a railway embankment and its corresponding vegetation belong on every layout! Real-life railway embankments are usually overgrown and yet still (usually) rudimentarily maintained. The vegetation with grasses, groundcover and tendrils contributes towards the stabilisation of the railway embankment and thus to the operational safety of the line. With the Vegetation Starter Set by NOCH, you'll have everything at hand from the beginning!

Price Advantage!



60775 Vegetation Starter Set 'Railway Embankment'

Contents:

Scatter Grass, light green, 20 g

Scatter Grass, beige, 20 g

Wild Grass Foliage, light green

Structured Flock, medium green, medium



The (R)evolution of Electrostatics: Trust the Original!

NOCH Gras-Master 3.0

The Gras-Master by NOCH is still the benchmark when it comes to professionally flocking grass onto model railway layouts, dioramas and model landscapes. The first Gras-Master came onto the market in 2005. A true revolution. From then on, the industrial technology of electrostatic grass application was also available to the individual amateur railway modeller – and at an affordable price!

We are now launching the Gras-Master 3.0 and the Gras-Master 3.0 PROFI. We can look back on almost two decades, with thousands of devices sold and satisfied customers who have built great landscapes with the two predecessor models. Therefore, it was only natural to develop a new device that seizes on and perfects the strengths of its predecessors. An evolution of the original as per the user's wishes. Because what we've all learned is that you should never change a winning team!

Product Highlights:

- ergonomically re-engineered design
- wider handle for better handling
- shorter grass container, new sieve design for even better charging
- two versions: for ambitious railway modellers and for pros
- super-high power output up to approx. 11 kV with the Gras-Master 3.0 or approx. 16 kV with the Gras-Master 3.0 PROFI
- energy-saving electronics for longer tasks

Note: the respective technical data can be found in the info tables for the respective devices.



The ground to be flocked with grass is coated with special NOCH Grass Glue (ref. 61130 or 61131).



The grass fibres are loaded into the grass container. Different lengths and colours can thus be mixed together.



The crocodile clip (counter-pole) is fastened near the surface where the grass is to be applied.



Due to the electrostatic charge, the grass fibres stand vertically on the glue bed.

GRAS master 3.0
PROFI



Video clip



60112 Gras-Master 3.0 PROFI

Contents: Gras-Master 3.0 PROFI, counter pole with crocodile clip
three sieves for flocking grass fibres with different lengths
eight 1.5 V AA batteries

NOCH Gras-Master 3.0 PROFI

The NOCH Gras-Master 3.0 PROFI was developed to meet modelling professionals' highest demands. A power output of up to approx. 16 kV charges the grass fibres electrostatically. Depending on the length of the grass, one of the enclosed sieves (fine, medium or coarse) is used. In conjunction with the NOCH Grass Fibres that are shown on the last two pages of this brochure, you can create super-realistic lush meadows, natural grassy areas, pastures, fields, ornamental lawns and much more. And very easily, too!

Gras-Master 3.0 PROFI Highlights:

- professional device for the highest demands
- evolutionary design
- extremely high, approx. 16 kV power output
- operation with 8 x 1.5 V AA batteries (included)
- operating time approx. 10 to 12 hours
- incl. three sieves (fine, medium and coarse) and detailed instructions

GRAS master 3.0



Video clip



60110 Gras-Master 3.0

Contents: Gras-Master 3.0, counter pole with crocodile clip
three sieves for flocking grass fibres with different lengths
one 9 V block battery

NOCH Gras-Master 3.0

The NOCH Gras-Master 3.0 is kind of the 'little brother' of the PROFI variant. And like all little brothers, he has what it takes! More compact, agile and yet powerful; that's how you could describe the Gras-Master 3.0. The centrepiece is a 9 V block battery. This one was also used in the Gras-Master and Gras-Master 2.0. Due to the battery's smaller dimensions, the device is more compact and consequently slightly lighter than the Gras-Master 3.0 PROFI. Its power output, however, is only marginally lower. So, it is ideal for every home's model railway, diorama, landscape and any quick, spontaneous tasks. The device comes with three sieve attachments (fine, medium and coarse).

Gras-Master 3.0 Highlights:

- compact device for ambitious railway modellers
- evolutionary design
- high, approx. 11 kV power output
- operation with 1 x 9 V block battery (included)
- operating time approx. 3 to 4 hours
- incl. three sieves (fine, medium and coarse) and detailed instructions

Spray Glue 'Haftfix'

The universal Spray Glue is suitable for all types of glueing tasks – for modelling as well as around the home.



61151 Spray Glue 'Haftfix'
400 ml

Grass Glue

NOCH Grass Glue was specially developed for electrostatic flocking. It offers the following features and advantages compared to conventional glue and wood glue:

- perfect consistency: easy to spread, without running
- hardens slowly: you can flock your area without hurrying, so there are no 'bald' spots in your meadow
- transparent when dry: no white streaks
- high adhesive strength: significantly stronger adhesion than e.g. diluted wood glue



61131 Grass Glue XL
750 g



61130 Grass Glue
250 g



Application video (in German)
www.noch.de/youtube

How to Get the Perfect Grassy Base on a Railway Embankment!

Railway embankments are usually overgrown with wild grass. It tends to be taller, of different lengths and consists of many different plants. Weeds, green grass and single dry blades and tufts of grass lend the

railway embankment an irregular appearance.

Tip: after the grass flocking, you can decorate your railway embankment with the Embankment Vegetation (ref. 23102).

Formula for the 'Railway Embankment Grass' mixture

First layer:

08324 Scatter Grass, golden yellow
2.5 mm

08320 Scatter Grass 'Marsh Soil'
2.5 mm

Second layer:

07100 Wild Grass 'Meadow',
6 mm

07101 Wild Grass, beige
6 mm

Decoration and details:

07167 Leaf Foliage Set, 14 g each of olive, light green, medium green, dark green

23102 Embankment Vegetation

07011 Grass Tufts XL 'blooming'
red, yellow, light green
dark green, 104 pieces, 9 mm

07012 Grass Tufts 'Wild Flowers'
multi-coloured flocked
52 pieces with 6 mm and
52 pieces with 9 mm



Mix together Scatter Grass, golden yellow and 'Marsh Soil' (refs. 08324 and 08320) and flock railway embankment with Gras-Master 3.0. The Scatter Grass 'Marsh Soil' should make up a higher proportion of the mixture, since the first layer has to provide the depth effect of the grassy area.



After drying, Hoover off loose grass fibres. Then moisten the tips of the first layer of grass with Grass Glue (ref. 61130). The second layer, a 6 mm Wild Grass mixture of beige and 'Meadow' (ref. 07100 and 07101), is applied.



After drying, Hoover off again and repeat the application if necessary, depending on how wild and dense you want the vegetation to be. Moisten the tips of the Wild Grass Fibres with Grass Glue and sprinkle them with some Leaf Foliage (ref. 07167). This is how weeds are created.



The railway embankment can then be decorated with natural bushes from the Embankment Vegetation (ref. 23102). Finally, decorate with Grass Tufts and 'Wild Flowers' (ref. 07011 and 07012) as desired.



Application video (in German)
www.noch.de/youtube



How to Design Summer Meadows!

Depending on the season, the colours of meadows change from fresh green in the early summer to less intense colours with partly dried grasses in the summer. During the course of the year, meadows sometimes come by more, sometimes less water and sunshine.

These influences change the colours of the meadow. We show you how to design a 'lush' summer meadow.

Tip: matching figures for decorating your scene can be found in the chapter 'Figures & Decoration'.



First, the substrate is coloured with shades of green and brown (e.g. NOCH Acrylic Paints, ref. 61194 and 61189). Take care that the colouring doesn't turn too dark. Then a path or road can be created. Allow to dry well.



The base area is now coated with NOCH Grass Glue (ref. 61130). Then a small amount of Scatter Grass 'Meadow', 4 mm, is applied. It's important that the glue surface is not completely 'filled'.



Now you need to be quick: load the Gras-Master with a mixture of Scatter Grass, golden yellow, Scatter Grass, medium green and Scatter Grass 'Summer Meadow' and flock directly onto the still-wet Grass Glue to fill the gaps between the 4 mm-long grass fibres. Then allow everything to dry well.



After hoovering off the loose grass fibres, design your summer meadow with Grass Tufts XL in green and beige. Here and there, a flowering bush or clump, e.g. Grass Tufts, yellow (ref. 07043), looks very good and brightens up the meadow a little.

Formula for the 'Summer Meadows' mixture

Adding a base layer of grass:

First round:

08361 Scatter Grass 'Meadow', 4 mm

Second round:

08324 Scatter Grass, golden yellow, 2.5 mm

08322 Scatter Grass, medium green, 2.5 mm

08151 Scatter Grass 'Summer Meadow', 2.5 mm

Vary the mixture as desired to create lighter and darker grassy areas.

Decoration and details:

07005 Grass Tufts XL 'beige green, dark green brown', 104 pieces, 9 mm

07043 Grass Tufts Mini Set XL 'blooming' yellow flock, 42 pieces, 9 mm

Further info about the NOCH Gras-Master 3.0 and its accessories can be found on pages 134 to 135. The complete assortment of NOCH Grass Fibres is on page 140 and 141.



Application video (in German)
www.noch.de/youtube

How to Let Wild Meadows Grow!

In many places, nature can run riot, unhindered and uncultivated by humans. This allows beautiful, wild meadows to thrive. Various grasses in different heights and colours characterise these expanses.

Between fields and at the edges of forests, there are also untouched natural meadows, which partly serve as biotopes.

Tip: matching trees for designing forests can be found in the chapter 'Trees & Bushes'.

Formula for the 'Wild Meadows' mixture

First layer:

08361 Scatter Grass 'Meadow', 4 mm

Second layer:

08322 Scatter Grass, medium green, 2.5 mm

08362 Scatter Grass, beige, 4 mm

Vary the mixture as desired, we recommend 1:1.

Third layer:

08361 Scatter Grass 'Meadow', 4 mm

08362 Scatter Grass, beige, 4 mm

Decoration and details:

07044 Grass Tufts Mini Set XL 'Meadow'

42 pieces, 9 mm

07032 Grass Tufts Mini Set

green flock, 42 pieces, 6 mm

07152 Leaf Foliage, light green

07144 Leaf Foliage, medium green

Further info about the NOCH Gras-Master 3.0 and its accessories can be found on pages 134 to 135. The complete assortment of NOCH Grass Fibres is on page 140 and 141.



First of all, the substrate is coated with NOCH Grass Glue (ref. 61130) and flocked with Scatter Grass 'Meadow', 4 mm. Allow to dry well and Hoover off excess grass fibres after approx. 4-6 hours.



Using a paintbrush, moisten the entire surface of the tips of the grass fibres with Grass Glue. Then apply a mixture of Scatter Grass, medium green, 2.5 mm and Scatter Grass, beige, 4 mm with the Gras-Master 3.0. The mixture can be varied as desired.



After drying and hoovering off again, sections of the meadow can be retouched (see Fig. 2) with Scatter Grass 'Meadow', 4 mm and Scatter Grass, beige, 4 mm, to make the grassy area a little wilder.



After any excess grass fibres have been hoovered off, you can design your wild meadow with Grass Tufts XL 'Meadow' and Grass Tufts, green. Weeds etc. can be created with Leaf Foliage, light green and medium green. Grass Glue or Landscaping Glue (ref. 61133) can be used for fixing them.

Wild Grass XL - 12 mm long!
Fantastic design options with the longest
grass fibres in the world!

Grass Fibres Assortments

NOCH offers two Grass Fibres Assortments for pros and beginners. One contains a selection of Short Grass Fibres in the lengths of 1.5 mm and 2.5 mm – ideal for flocking landscapes in H0, TT, N and Z gauges. Another contains longer Grass Fibres of 6 mm and 12 mm. These are suitable for 1, 0 and H0 gauges.

The enclosed grass fibres bags are labelled with the respective item references to facilitate the purchase of individual grass types at a later date.

IDEAL FOR

GRAS master 3.0

Contents of the Grass Fibres Assortment, short (lengths: 1.5 mm and 2.5 mm)			
Ref.	Description	Quantity	Length of the grass fibres
08200	Spring Meadow	20 g	1.5 mm
08212	Meadow	20 g	1.5 mm
08214	Ornamental Lawn	20 g	1.5 mm
08300	Spring Meadow	20 g	2.5 mm
08310	Summer Meadow	20 g	2.5 mm
08312	Meadow	30 g	2.5 mm
08314	Ornamental Lawn	20 g	2.5 mm
08320	Marsh Green	10 g	2.5 mm
08330	Flower Meadow	10 g	2.5 mm



Contents of the Grass Fibres Assortment, long (lengths: 6 mm and 12 mm)			
Ref.	Description	Quantity	Length of the grass fibres
07100	Wild Grass Meadow	30 g	6 mm
07101	Wild Grass, beige	20 g	6 mm
07102	Wild Grass, light green	20 g	6 mm
07081	Wild Grass, medium green	10 g	6 mm
07106	Wild Grass, dark green	20 g	6 mm
07110	Wild Grass XL Meadow	20 g	12 mm
07111	Wild Grass XL, beige	10 g	12 mm
07112	Wild Grass XL, light green	10 g	12 mm
07086	Wild Grass XL, medium green	10 g	12 mm
07116	Wild Grass XL, dark green	10 g	12 mm



H0 TT N Z 07066 Grass Fibres Assortment, short

1 0 H0 07071 Grass Fibres Assortment, long



Craft Tip:

Create natural-looking meadows with grass fibres of different colours and lengths by using the NOCH Gras-Master 3.0

The variety of grasses in nature, with their different colour hues and growth heights, can also be easily replicated in a model. This is called a 'step by step' method; i.e., adding one type of grass after the other. With the Grass Blends (pre-mixed grasses of different lengths and hues), you do indeed get meadows with grasses of different lengths and hues, but when looking at the area, the green still looks uniform. To play with the natural progression of hues and lengths, apply different grass hues and lengths one after the other. In the area prepared with NOCH Grass Glue (ref. 61130), Wild Grass beige (ref. 07101) is first sparingly flocked with the NOCH Gras-Master 3.0. Afterwards, Wild Grass light green (ref. 07102) is used for the main grass area. In addition, Wild Grass Light Green is sparingly used to cover the already beige flocked areas. A touch of dark green fibres

(ref. 07106) amongst the beige and light green fibres makes the scenery even more realistic. Finally, the area is filled with Scatter Grass 'Meadow' 2.5 mm (ref. 08312).

The result is a harmonious and very realistic progression of the different grasses. The meadow now looks very lifelike: just like the original.

Our Tip: before adding them to your layout or diorama, first test your own formulas for the fibres from the NOCH range, e.g. on a piece of cardboard. That will give you the necessary know-how in advance.

NOCH... Just Like the Original!

A huge selection of Grass Fibres for every landscape!

Our motto is 'NOCH... Just Like the Original' and we take that seriously! Therefore, it's no wonder that we have one of the largest assortments of grass fibres in many different lengths and colour hues. With the different shades of green, you can design realistic meadows, pastures, reeds or

marshes in next to no time. Dried grasses can be depicted with the beige and brown fibres. Our muted colours are ideally suited to North American, Southern European and Asian landscapes.

1.5 mm Scatter Grass



Scatter Grass 'Spring Meadow'
1.5 mm
08200 20 g bag



Scatter Grass 'Meadow'
1.5 mm
08212 20 g bag



Scatter Grass 'Ornamental Lawn'
1.5 mm
08214 20 g bag

2.5 mm Scatter Grass



Scatter Grass 'Spring Meadow'
2.5 mm
08300 20 g bag
50210 100 g bag
08150 120 g container



Scatter Grass 'Summer Meadow'
2.5 mm
08310 20 g bag
50190 100 g bag
08151 120 g container



Scatter Grass 'Meadow'
2.5 mm
08312 20 g bag
50220 100 g bag
08152 120 g container




Scatter Grass 'Ornamental Lawn'
2.5 mm
08314 20 g bag



Scatter Grass 'Marsh Soil'
2.5 mm
08320 20 g bag
50200 100 g bag



Scatter Grass 'Flower Meadow'
2.5 mm
08330 20 g bag
08155 120 g container



Scatter Grass 'Forest Floor'
2.5 mm
08350 20 g bag
08157 120 g container



Scatter Grass 'Alpine Meadow'
2.5 mm
08360 20 g bag



Scatter Grass, dark green
2.5 mm
08321 20 g bag



Scatter Grass, medium green
2.5 mm
08322 20 g bag



Scatter Grass, brown
2.5 mm
08323 20 g bag




Scatter Grass, golden yellow
2.5 mm
08324 20 g bag




Master Grass Blend
Master Grass Blend 'Summer Meadow'
2.5 to 6 mm
07072 50 g bag



Master Grass Blend 'Cow Pasture'
2.5 to 6 mm
07073 50 g bag



Master Grass Blend 'Alpine Meadow'
2.5 to 6 mm
07075 50 g bag



Scatter Grass 'Meadow'
4 mm
08361 20 g bag




Scatter Grass, beige
4 mm
08362 20 g bag

4 mm Scatter Grass

Suitable for Gauges	1	0	HO	TT	N	Z
Length of the Grass Fibres						
1.5 mm	—	●	●	●	●	●
2.5 mm	●	●	●	●	●	●
4 mm	●	●	●	●	●	●
6 mm	●	●	●	●	●	—
9 mm	●	●	●	●	—	—
12 mm	●	●	—	—	—	—



6 mm Wild Grass



Scatter Grass, light green
4 mm
08363 20 g bag



Scatter Grass, medium green
4 mm
08364 20 g bag




Wild Grass 'Meadow'
6 mm
07100 50 g bag
07090 100 g container



Wild Grass, beige
6 mm
07101 50 g bag
07091 100 g container



Wild Grass, light green
6 mm
07102 50 g bag
07092 100 g container



Wild Grass, dark green, 6 mm
07106 50 g bag
07094 100 g container



Wild Grass, medium green
6 mm
07081 50 g bag



Wild Grass, brown
6 mm
07082 50 g bag

9 mm Wild Grass



Wild Grass, golden yellow
6 mm
07083 50 g bag



Wild Grass 'Meadow'
9 mm
07117 50 g bag



Wild Grass, medium green
9 mm
07118 50 g bag



Wild Grass, golden yellow
9 mm
07119 50 g bag


12 mm Wild Grass



Wild Grass, dark green
9 mm
07120 50 g bag




Wild Grass, brown
9 mm
07122 50 g bag




Wild Grass XL 'Meadow'
12 mm
07110 40 g bag



Wild Grass XL, beige
12 mm
07111 40 g bag



Wild Grass XL, light green
12 mm
07112 40 g bag



Wild Grass XL, dark green
12 mm
07116 40 g bag

Tools

Puffer Bottle for applying 1.5 mm and 2.5 mm long NOCH Scatter Grass. The grass fibres are electrostatically charged and thus stand upright on the glued area.

On page 25 of this catalogue, you'll find the practical Start Set Vegetation, which also contains the Puffer Bottle.



08100 Puffer Bottle empty



Video clip



Scatter Material

Our popular, particularly finely processed NOCH Scatter Material offers a variety of possibilities for realistically designing and decorating model landscapes and dioramas down to the smallest detail. Every single shade is finely tuned from the wide range of colours. You can thus use the 'pure' shade of your choice right away, but you can also mix different shades to make up a 'special shade' unique to your layout.

Note: 1 m² of scattered area requires approx. 100 g of Scatter Material and approx. 500 g of Grass Glue. Many Scatter Materials are available in three different pack sizes (42 g and 150 g in a bag and 200 g in a container).



08400 Scatter Material
'Flower Meadow'
42 g bag

08401 Scatter Material
'Flower Meadow'
150 g bag

08370 Scatter Material
'Flower Meadow'
200 g container



08410 Scatter Material
light green, 42 g bag

08411 Scatter Material
light green, 150 g bag

08371 Scatter Material
light green, 200 g container



08420 Scatter Material
medium green, 42 g bag

08421 Scatter Material
medium green, 150 g bag

08372 Scatter Material
medium green, 200 g container



08440 Scatter Material
brown, 42 g bag

08441 Scatter Material
brown, 150 g bag

08373 Scatter Material
brown, 200 g container



08460 Scatter Material
grey, 42 g bag

08375 Scatter Material
grey, 200 g container



08470 Scatter Material
dark green, 42 g bag

08376 Scatter Material
dark green, 200 g container



07202 Flock
light green, 20 g bag



07204 Flock
medium green, 20 g bag

07241 Flock
light green, 30 g container

07242 Flock
medium green, 30 g container

Flock

PROFI Flock is a special, finely-ground flocking material in various natural colours. The product is ideal for flocking Natural Trees as well as designing realistic ground cover and meadows.
Note: NOCH Flock is available in a resealable bag and some also in a practical tub.



07206 Flock
dark green, 20 g bag



07223 Flock
light brown, 20 g bag



07225 Flock
medium brown, 20 g bag




07227 Flock
dark brown, 20 g bag

Structured Flock

The foam flock is ground up into two different granulations and coloured three very realistic shades of matt green.

NOCH Structured Flock is therefore suitable for a wide variety of applications, such as flocking trees or designing ground vegetation and small bushes. Thanks to the three matt shades, the colours of the vegetation can be replicated in a very realistic way.



Fine Granules

Medium Granules



07331 Structured Flock
light green
fine, 3 mm, 20 g

07332 Structured Flock
medium green
fine, 3 mm, 20 g

07341 Structured Flock
light green
medium, 5 mm, 15 g

07342 Structured Flock
medium green
medium, 5 mm, 15 g



07333 Structured Flock
dark green
fine, 3 mm, 20 g

07343 Structured Flock
dark green
medium, 5 mm, 15 g



Foliage

Foliage is used in a wide variety of areas: grounds are given natural colours and realistic textures with foliage; riverbanks and the outskirts of forests are given natural-looking vegetation; shrubs and trees are given volume and look more realistic thanks to foliage.



- Wafer-thin and highly flexible backing material
- Permanently flexible adhesive
- Elaborate flocking

Foliage

This 'classic' Foliage is provided with a fine, naturally-coloured flock. It's perfect for creating ground cover, moss and low vegetation.



07270 Foliage
light green, 20 cm x 23 cm



07271 Foliage
dark green, 20 cm x 23 cm



07272 Foliage
olive green, 20 cm x 23 cm

Wild Grass Foliage


The Wild Grass Foliage is created through electrostatic flocking, which combines different types of grass and flock. The Wild Grass Foliage is ideal for creating realistic grassy vegetation on natural meadows, along the outskirts of forests, lakes or riverbanks.



07280 Wild Grass Foliage
light green, 20 cm x 23 cm

Meadow Foliage

The Meadow Foliage is also electrostatically flocked. Somewhat shorter fibres are used in the process, in comparison to Wild Grass Foliage. The Meadow Foliage can be used in all kinds of areas. Examples are meadows, pastures and agricultural land.



07290 Meadow Foliage
yellow green, 20 cm x 23 cm

Leafy Foliage

The Leafy Foliage is characterised by flocking with unique, finely-cut NOCH Foliage. It is mainly used for adding greenery to bushes and trees as well as creating smaller bushes and ground cover.




07300 Leafy Foliage
medium green, 20 cm x 23 cm



07282 Wild Grass Foliage
olive green, 20 cm x 23 cm



07291 Meadow Foliage
medium green, 20 cm x 23 cm



07301 Leafy Foliage
dark green, 20 cm x 23 cm



Craft Tip:
Working with the Foliage



Adjusting the size: the Foliage is split up into the desired size by hand.



Shaping: because of the highly flexible backing material, the Foliage can be stretched effortlessly.



Applying: the Foliage is stuck on with NOCH Scenery Glue (ref. 61133).



Innovation for Designing the Perfect Ground

Groundcover Foliage

Various grasses and bits of flock material are electrostatically flocked onto black, non-adhesive backing material. Due to the special, permanently flexible adhesive, the foliage can be effortlessly pulled off the backing material. The Groundcover Foliage is then incorporated into the model landscape as a whole or in pieces. The ground of your model landscape acquires a particularly natural look due to the different lengths and colours of the flock material used.

We recommend Grass Glue (refs. 61130, 61131) for glueing.

Product Highlights:

- Wafer-thin foliage on sturdy black backing material
- Simply pull off and use as a whole or in pieces
- Realistically designed with various fibres and flakes



07250 Groundcover Foliage
medium green, 12 cm x 18 cm



07251 Groundcover Foliage
olive green, 12 cm x 18 cm




07252 Groundcover Foliage
dark green, 12 cm x 18 cm



07253 Groundcover Foliage
green/beige, 12 cm x 18 cm



07254 Groundcover Foliage
green/brown, 12 cm x 18 cm



07255 Groundcover Foliage, Meadow
yellow, 12 cm x 18 cm



07256 Groundcover Foliage, Meadow
white, 12 cm x 18 cm



07257 Groundcover Foliage, Meadow
red, 12 cm x 18 cm



Craft Tip: Processing the Foliage



The area in the model is sparingly coated with NOCH Grass Glue



A piece of the Groundcover Foliage is detached from the backing material



The Groundcover Foliage is pressed into the glue bed



The realistic ground design of the finished scene is inspiring



Ideal for Realistic Bushes and Overgrown Hedges

PROFI Bushes

In contrast to neatly mown lawns and meticulously cut bushes and hedges, free-growing nature flourishes in the light and is barely confined in its thirst for growth. For railway modellers, depicting free-growing nature in a model is a huge challenge.

This can be realised perfectly with PROFI Bushes. PROFI Bushes are suitable for reproducing both flat, intensive undergrowth such as brambles, or even higher, dense bushes in a model.

The super realistic Bushes backing material is a natural fibre that is stable and malleable. It was flocked with a special mixture of NOCH Leaves and NOCH Structured Flock for a natural optical effect. This gives us a unique product that is ideal for depicting dense model vegetation.



07310 PROFI Bushes, medium green, 40 g



07311 PROFI Bushes, dark green, 40 g



Craft Tip:
Processing of the PROFI Bushes



This amount of PROFI Bushes is in the packaging.



The PROFI Bushes material is pulled apart with your fingers and shaped to create dense ground-cover and small or large bushes.



It is then glued into the model landscape using Grass Glue (ref. 61130) or Landscaping Glue (ref. 61133).

Leaf Foliage and Leaf Foliage Sets



The popular NOCH Leaf Foliage is made of a very finely-cut, special material. The individual leaves have a deceptively real leafy shape. They are great for flocking trees or bushes or creating ivy, ground cover and deciduous forest cover. The Leaf Foliage is available in individual packs as well as in the Leaf Foliage Set with various shades of green or the Autumn Leaf Foliage Set.



07167 Leaf Foliage Set
olive, light green
medium green, dark green



07168 Autumn Leaf Foliage Set
yellow, red, redbrown
orange-brown



07142 Leaves
light green, 50 g bag



07144 Leaves
medium green, 50 g bag




07146 Leaves
dark green, 50 g bag

07152 Leaves
light green, 100 g container

07154 Leaves
medium green, 100 g container

Lichen

This 100% real Iceland lichen is pretreated and then dyed and thus retains its natural springiness for as long as possible. It is perfect for creating bushes, hedges or ground cover.



08610 Lichen
light and dark green assorted
35 g bag



08630 Lichen
autumn mix, 35 g bag

08621 Lichen
light and dark green assorted
75 g bag

08620 Lichen
autumn mix, 75 g bag



08600 Lichen
stone grey, 35 g bag



Craft Tip: Leaf Foliage

NOCH Leaf Foliage is ideal for adding leaves to the NOCH Natural Trees (ref. 23100; see 'Trees and Bushes' chapter). Spray the Natural Trees with Spray Glue (ref. 61151) or with Landscaping Spray Glue (ref. 61141) and sprinkle over the leaves with the PROFI Shaker (ref. 08099).



08099 PROFI Shaker, empty
Small tub, big effects: perfect for storing and applying the PROFI Leaf Foliage product. With a practical sieve and scatter insert.

Reed Assortment

Thanks to three realistic colours of the Reed Assortment, you can imitate pastures, reeds or ears of wheat that grow, e.g. around lakes, ponds or flowing brooks.




07060 Reed Assortment
green, beige, brown



Natural Stones

Nothing looks more realistic than natural products. That's why NOCH chooses natural stones for model landscaping. All stones are finely ground and sorted by size.



09202 Coal
250 g bag



09203 PROFI Rocks 'Coal'
100 g bag



09204 Chippings Lahn
250 g bag



09214 Boulders
250 g bag



09216 Sandstone Boulders
250 g bag



09226 Rock Boulders Hegau
250 g bag

PROFI Rocks 'Rubble'

Steep mountains and rocky slopes are among the most impressive motifs that can be recreated in a model landscape.

Small and large rocks and boulder blocks regularly break away from cliffs and crags and then accumulate in screes, beneath steep mountain walls or in riverbeds. The PROFI Rubble from NOCH is ideal for recreating such

rock formations, screes and wonderful riverbeds and lakebeds in your model, and for adding detail. The rubble is available in three different granulations, which can be used alone or mixed together.



09228 PROFI Rocks 'Rubble'
fine, 80 g bag,
grain, 1 mm – 2 mm



09230 PROFI Rocks 'Rubble'
medium, 80 g bag
grain, 2 mm – 5 mm



09232 PROFI Rocks 'Rubble'
coarse, 80 g bag
grain, 6 mm – 16 mm



Sand and Gravel

You can design beautiful dream beaches and realistic country lanes with these fine, natural products. The Sand is available in two granulations: fine and medium.

The Gravel is much coarser, though perfectly complements the colour of the Sand. All three products can also be used mixed together.



09234 Sand
fine, 250 g bag



09235 Sand
medium, 250 g bag



09237 Gravel
250 g bag





Ballast

Ballast and stones play a very important role when designing a realistic model landscape.

Typically, track ballast is mined by region and therefore reflects the colour of the rocks and stones of that region.



H0 TT

09372 Ballast
brown, 250 g bag



H0 TT

09374 Ballast
grey, 250 g bag



H0 TT

09376 Ballast
dark grey, 250 g bag
suitable for Märklin® C-Track



N Z

09172 Ballast
brown, 250 g bag

N Z

09174 Ballast
grey, 250 g bag



H0 TT

09361 PROFIL Ballast 'Limestone'
beige brown, 250 g bag



H0 TT

09363 PROFIL Ballast 'Granite'
grey, 250 g bag



H0 TT

09365 PROFIL Ballast 'Basaltic Rock'
dark grey, 250 g bag



H0 TT

09367 PROFIL Ballast 'Gneiss'
red brown, 250 g bag

N Z

09161 PROFIL Ballast 'Limestone'
beige brown, 250 g bag

N Z

09163 PROFIL Ballast 'Granite'
grey, 250 g bag

N Z

09165 PROFIL Ballast 'Basaltic Rock'
dark grey, 250 g bag

N Z

09167 PROFIL Ballast 'Gneiss'
red brown, 250 g bag

O

09368 PROFIL Ballast 'Granite'
grey, 250 g bag

O

09369 PROFIL Ballast 'Basaltic Rock'
dark grey, 250 g bag

O

09370 PROFIL Ballast 'Gneiss'
reddish brown, 250 g bag



Info Tip: Additional Application

This 0 gauge ballast can also be used as a coarse stone for H0, TT and N gauges.

Ballast Glue

Thanks to the nozzle of the Ballast Glue, it is even easy to reach inaccessible spots.

Usage: spread the loose ballast between the sleepers and then drizzle on the Ballast Glue.



61134 Ballast Glue
130 g



Natur+ 'Arable Land' Made of Hard Foam

As a special highlight, we present this natural-looking Arable Land from the Natur+ series, which is made of our well-known Structured Hard Foam. The arable topsoil has been brought to the surface as if freshly ploughed. To decorate the scenery, 10 grass tufts are included as well.



HO TT 07450 Natur+ 'Arable Land'
21 cm x 19 cm, with 10 grass tufts

Natur+ Meadows and Fields

Natur+

The Natur+ Meadows and Fields are super realistic blends of various high-grade, electrostatically processed grass fibres. The fibres are applied one after the other in a specially developed process. This technology and the mixture of different fibre colours and lengths make for an amazingly realistic appearance. The wafer-thin backing on the grass fibres helps to keep the specially developed transparent adhesive permanently flexible.

Due to their special make-up, Natur+ Meadows and Fields can be easily adapted to various types of surface, such as hills, railway embankments, hollows, etc. Each pack also contains 10 colour-matching grass tufts for the realistic design, or the optimal design of transitions. Using Natur+ products is very simple: the meadows and fields are either installed in the landscape as they are or torn cut into small pieces and stuck on.

Super realistic!



Info Tip: Advantages of Natur+ Meadows & Fields

- Grass fibres in different lengths (2.5 mm to 12 mm) and colours are flocked one after the other in a special process.
- Extra thin backing layer made of flexible special adhesive
- Easy to lay, including on uneven ground
- Very easy to work with (cut, tear, glue)
- Includes grass tufts for a realistic design



07402 Natur+ Spring 'Meadow'
in three colours
22 cm x 20 cm, with 10 grass tufts





07403 Natur+ 'Summer Meadow'
in three colours
22 cm x 20 cm, with 10 grass tufts



07420 Natur+ 'Rape Field'
extra long green fibres,
in one colour with yellow tips
22 cm x 20 cm, 10 grass tufts



07421 Natur+ 'Cornfield'
extra long yellow fibres in
one colour with golden tips
22 x 20 cm, 10 grass tufts



07442 Natur+ 'Swimming Lake'
swimming lake, meadow
flocked in three colours
22 cm x 20 cm, 10 grass tufts

Best
value!



The Affordable Way to Get Started with Realistic Model Landscaping

Natur+ Mini Mats

The reasonably priced Natur+ Mini Mats are a small but refined innovation for getting started with realistic model landscaping. With Natur+ Mini Mats, you can make your model landscape even more natural-looking. While only one fibre length and colour comes into play with normal grass mats, Natur+ Mini Mats are flocked with two different grass fibre lengths and colours. By electrostatically charging the fibres during the production process, we ensure that they are perpendicular to the base and thus appear like real grass.

An additional plus of the Natur+ Mini Mats is the unproblematic processing. The mat is cut to the appropriate shape and size with scissors and stuck in the model landscape with NOCH Grass Glue (ref. 61130).

Natur+

Each pack contains two Natur+ Mini Mats, which are colour coordinated. By combining the two mats, an additional natural effect is brought about in the model landscape.

Pro tip: Any transitions and edges can be perfectly concealed with NOCH Grass Tufts. The large selection of grass tufts can be found in the NOCH catalogue or online at www.noch.com.



Craft Tip:
Processing the Natur+ Mini Mats



The Natur+ Mini Mats are conveniently and securely packed



The Natur+ Mini Mat is cut to the desired shape and size



The base is coated with NOCH Grass Glue (ref. 61130)



The Natur+ Mini Mat is stuck into the scene

Product Highlights:

- Affordable way to get started with realistic model landscaping
- Easy to work with: unpack, cut to size, and stick on
- Natural effect thanks to different grass fibre colours and lengths



07470 Lush Meadow
2 pieces, each 25 cm x 25 cm



07471 Reed Meadow
2 pieces, each 25 cm x 25 cm



07472 Natural Meadow
2 pieces, each 25 cm x 25 cm



07473 Heath
2 pieces, each 25 cm x 25 cm



07474 Grass Steppe
2 pieces, each 25 cm x 25 cm

Grass Strips, Grass Tufts and Grass Tufts Mini Sets

Field paths, river embankments or grasses underneath crash barriers or at the outskirts of forests as well as other scenes can be implemented easily and effectively with the practical Grass Strips and Grass Tufts. You can create natural-looking vegetation within the blink of an eye – with the Grass Tufts even in an XL version! All of the products shown on these two pages are particularly easy to use, since they are highly flexible and can

therefore be installed in your landscape easily.

The Grass Tufts Mini Sets are very good for smaller building projects. As with the large packs, the Mini Sets include 'normal' grass tufts with a fibre length of 6 mm and extra-long grass tufts with a fibre length of 9 mm.



07125 Grass Tufts 'light and dark green'
6 mm different shades of green
18 strips and 18 tufts



HO TT **07136** Lavender
Grass tips refined with fine purple flock
18 strips and 18 tufts

Green Grass Tufts

6 mm



9 mm

07009 Grass Tufts
'dark green, medium green'
brown, golden yellow
104 pieces, 6 mm

07127 Grass Tufts
'light and dark green'
different shades of green,
104 pieces, 6 mm

07032 Grass Tufts Mini Set
green flock, 42 pieces, 6 mm

07037 Grass Tufts Mini Set
'Meadow'
42 pieces, 6 mm

07005 Grass Tufts XL
'beige green, dark green
brown', 104 pieces, 9 mm

07006 Grass Tufts XL
dark green, medium green
brown, golden yellow
104 pieces, 9 mm

07044 Grass Tufts Mini Set XL
'Meadow'
42 pieces, 9 mm

Refined Grass Tufts

6 mm



9 mm

07034 Grass Tufts Mini Set
'Field Plants'
green flock, 42 pieces, 6 mm

07035 Grass Tufts Mini Set
'blooming'
red flock, 42 pieces, 6 mm

07133 Grass Tufts 'Field Plants'
light, medium and dark green
flock, 104 pieces, 6 mm

07135 Grass Tufts 'blooming'
yellow, red, white flock
104 pieces, 6 mm

07011 Grass Tufts XL 'blooming'
red, yellow, light green
dark green, 104 pieces, 9 mm

07041 Grass Tufts Mini Set XL
'Field Plants'
green flock, 42 pieces, 9 mm

07042 Grass Tufts Mini Set XL
'blooming'
red flock, 42 pieces, 9 mm

07043 Grass Tufts Mini Set XL
'blooming'
yellow flock, 42 pieces, 9 mm



07012 Grass Tufts 'Wild Flowers'
multi-coloured flocked
52 pieces with 6 mm and
52 pieces with 9 mm

07013 Grass Tufts 'Field Flowers'
multi-coloured flocked
52 pieces with 6 mm and
52 pieces with 9 mm



Remove Grass Tufts from the packaging, ...



prepare them with a drop of glue, ...



and place them in the landscape.

Bring Some Colour into Model Nature!



Flowers

Flowers can be found virtually everywhere. For example, roses, tulips, dahlias and daffodils are specifically planted in gardens and flower beds. But we can also find daisies, primroses, cornflowers, lavender and many other colourful species in the great outdoors, at the edge of forests or paths and by streams and ponds.

Our Flowers are a wonderful little innovation: in a bed made of 4 mm-long green fibres are some 9 mm-long fibres that have been flocked in colour. In this way, wonderfully natural-looking flower beds can be reproduced in a model.

Each of the two sets contains a total of 250 flowers in five different colours.

The colours of the flowers in the set with reference 06800 are more colourful overall. With this set, tulips, roses, narcissi, daisies, daffodils, dahlias, and many more can be planted in a model.

The colours of the blossoms in the set with reference 06805 are slightly more muted and thus ideal for less flashy flowers. They are therefore suitable for cornflowers, lavender, forget-me-nots and various forest and meadow flowers. The Flowers are removed from the box and fixed in the model landscape with a drop of adhesive.

We recommend you use NOCH Landscaping Glue (ref. 61133), but hot glue or all-purpose glue are also ideally suited.



Craft Tip: Processing the Flowers



The Flowers are removed from the pack ...



... and put in the model scene with Landscaping Glue.



06800 Flowers

250 pieces, red, blue, yellow, pink and white



06805 Flowers

250 pieces, green and yellow, blue and white heather, cornflowers, lavender



For the Perfect Decoration

Ornamental Plants

The elaborately handcrafted Ornamental Plants are lovely decorative objects for parks, buildings, pedestrian zones, gardens and much more.



H0 **14009** Flower Boxes, blooming, red, white and yellow
12 Flower Boxes



H0 **14010** Flower Boxes, blooming, red
12 Flower Boxes



H0 **14012** Ornamental Plants in Pots
9 Flower Pots

N **14080** Ornamental Plants in Pots
(illustration similar) 9 Flower Pots



H0 **14020** Ornamental Plants in Tubs
3 Flower Pots



H0 **14024** Palms
3 pieces



H0 **14031** Flowers in Pots
9 Flower Pots

N **14084** Flowers in Pots
9 Flower Pots



N **14082** Ornamental Plants in Tubs
9 Flower Tubs



H0 **14885** Flowerpots
27 Flower Pots and Troughs

Super Realistic Miniature Plants!

Laser-Cut minis +

Laser-Cut minis + are a top innovation in model landscaping. They make designing realistic scenes even easier! The highly filigree plants are laser-cut, then elaborately formed by hand and additionally refined in part with flower flock.

The Laser-Cut minis + are available in two versions: either in a practical 'DIY planting' blister pack or ready-planted in flowerpots or flower tubs.



H0 14050 Flower Garden
17 plants (Lily, red Foxglove, Sage, Roses, blossom Flowers)



H0 14056 Field Plants and Wild Flowers
17 plants (Poppy, Fern, Stinging Nettles, blossom Flowers, Broom)



H0 14052 Water- and Riverside Plants
17 plants (Pickereelweed, Butter Bur, Water Lilies, Wild Rye, Reed)

It's so easy to work with Laser-Cut minis +

The advantages at a glance:

- Completely 'ready-to-plant' mini plants
- Super realistic thanks to laser cutting and flocking
- Elaborately flocked by hand



Remove the Laser-Cut minis + Plants from the packaging,...



prepare them with a drop of glue, ...



and insert them into your model landscape!

Gardening can be so Easy!

Deco Minis

Deco Minis are prefabricated small vegetable plots equipped with different plants. The Deco Minis are simply removed from their packaging and glued onto the model landscape.

The new Bed Edgings are practical and pretty. The set contains laser-cut items to border two attractive vegetable or flowerbeds.



HO 13214 Bed Edgings
2 pieces, each 6.5 cm x 4 cm



HO 13215 Tomato Plants
6 plants, 3 cm x 6 cm



HO 13216 Cauliflower
16 plants, 3 cm x 6 cm



HO 13217 White Cabbage
16 plants, 3 cm x 6 cm



HO 13218 Red Cabbage
16 plants, 3 cm x 6 cm





HO 13219 Pumpkin
8 plants, 3 cm x 6 cm



HO 13222 Leek
12 plants, 3 cm x 6 cm



HO 13223 Rose Bed
12 plants, 3 cm x 6 cm



HO 13224 Vines with Black Grapes
2 rank frames, 3 cm x 6 cm



Pure Realism in Miniature!

Laser-Cut minis

NOCH Laser-Cut minis are a series of small, realistic laser-cut plants and laser-cut kits. The miniature plants are laser-cut from sturdy, multicoloured, printed special paper. The readers of 'Eisenbahn Magazin' (a German model railway magazine), named this innovation Model of the Year in 2009. Since then, the Laser-Cut minis have been developed further and made even more delicate, so the finest details and structures



are visible. Due to the composition of the special paper, they are very stable and malleable at the same time. In addition, they do without the artificial shine of plastic products. It doesn't get more natural! The Laser-Cut minis kits are highly detailed models at a low price. They liven up the scenery and have a place on every model landscape. You'll find more kits from page 251 onwards in this catalogue.

Laser-Cut minis Plants



HO 14100 Fern
9 plants

N 14606 Fern
18 plants



HO 14102 Reed
16 plants

N 14608 Reed
16 plants



HO 14107 Vegetable Garden Set
6 Leeks, 5 Courgettes, 15 Turnips

Made in Germany 



HO 14114 Lotus Flower
Total area approx. 60 cm²



HO 14118 Rambler Roses
6 plants



HO 14132 Virginia Creeper
12 plants



HO 14138 Stinging Nettle
10 plants



In many specialist shops, the Laser-Cut minis are presented on an attractive stand.



HO 14140 Water Lilies
18 plants

i **Craft Tip:**
Laser-Cut minis

Usage is very simple: the Laser-Cut minis are shaped by hand and fixed onto the model landscape with a drop of standard commercial glue. The finished mini plants can also be stuck in flowerpots and tubs. This creates unique flower

configurations for village squares and buildings. The Flowerpots (ref. 14885), which can be found on page 157, are ideally suited to this.



The plant is peeled out of the backing paper, ...



then carefully moulded into the desired shape by hand...



and secured in the model landscape with a drop of glue.



Alternatively, the plants can be glued into flowerpots.

Laser-Cut minis Kits



HO 14230 Timber Fence
42 cm, 1.5 cm high



HO 14262 Fisherman's Hut
8.0 cm x 3.7 cm, 5.4 cm high

N 14691 Fisherman's Hut
4.4 cm x 2.0 cm, 3.0 cm high



HO 14263 Event Pavilion
9.2 cm x 4.5 cm, 3.6 cm high



HO 14347 Bee House
4.9 cm x 4.9 cm, 3.6 cm high



HO 14377 Henmobile
6.0 cm x 4.3 cm, 2.9 cm high



HO 14357 Green House
4.2 cm x 2.4 cm
2.6 cm high



HO 14358 Cold Frames
2 pieces
4 cm and 2.6 cm x 1.6 cm
1 cm high



HO 14359 Outhouse
2 pieces, 1.8 cm x 2 cm, 2.7 cm high

N 14636 Outhouse
2 pieces, 1 cm x 1.1 cm, 1.5 cm high



HO 14361 Garden Plot Shed
5.4 cm x 5.2 cm, 3.3 cm high

TT 14435 Garden Plot Shed
3.9 cm x 3.8 cm, 2.4 cm high

N 14635 Garden Plot Shed
2.9 cm x 2.8 cm, 1.8 cm high



HO 14371 Pavilion
5.7 cm x 5.8 cm, 5.3 cm high



HO 66805 Laser-Cut Decoration Set 'In the Garden'
 Contents: 1 Green House (ref. 14357)
 2 Cold Frames (ref. 14358)
 1 Pergola

Harvest Time at Last!

Hay and Straw Bales



The dried stalks that are left over when grain is harvested are called straw. It is pressed into bales to make it easier to transport and to save space. In agriculture, straw is used as feed and bedding. But it is also used as insulation in construction, fuel or raw material for huts, mats and baskets.

The pack contains 36 model straw bales, each 0.5 cm x 0.8 cm x 1.2 cm in size.



HO 07461 Straw Bales
 36 pieces, 0.5 cm x 0.8 cm x 1.2 cm



Huge hay bales can be seen in the fields during harvesting. Perfect companion to the Nature+ Cornfield from NOCH (ref. 07421).

The pack contains 18 model Hay Bales each 1.3 cm x 1.5 cm x 1.3 cm in size.



HO 07460 Hay Bales
 18 pieces, 1.3 cm x 1.5 cm x 1.3 cm

The Ideal Basis when Becoming a Model Railway Hobbyist




NOCH Grass and Ballast Mats

Here, you will be 'spoilt for choice' with five different shades of green and many different dimensions.

For the Ballast Mats, you have a choice between the 'Grey' and 'Beige' variants. A solid, heavy-duty special paper forms the underlay of the densely flocked, decidedly natural-looking mats with vertical grass fibres.

- 1 **00020 Grass Mat 'Spring Meadow'**
300 cm x 100 cm
- 1 **00290 Grass Mat 'Spring Meadow'**
200 cm x 120 cm
- 1 **00010 Grass Mat 'Spring Meadow'**
200 cm x 100 cm
- 1 **00260 Grass Mat 'Spring Meadow'**
120 cm x 60 cm
- 2 **00012 Grass Mat 'Summer Meadow'**
200 cm x 100 cm
- 2 **00280 Grass Mat 'Summer Meadow'**
120 cm x 60 cm
- 3 **00013 Grass Mat 'Meadow'**
200 cm x 100 cm
- 3 **00265 Grass Mat 'Meadow'**
120 cm x 60 cm
- 4 **00011 Grass Mat 'Flower Meadow'**
200 cm x 100 cm
- 4 **00270 Grass Mat 'Flower Meadow'**
120 cm x 60 cm
- 5 **00230 Grass Mat**
dark green, 120 cm x 60 cm, ideal for the christmas manger
- 6 **00080 Gravel Mat**
grey, 120 cm x 60 cm
- 7 **00090 Gravel Mat**
beige, 120 cm x 60 cm



Craft Tip: Grass Mats

You can work on the mats as a whole or cut into smaller pieces. The grass mat can simply be glued on with NOCH Spray Glue 'Haftfix' (ref. 61151). The glue used on the mats is water-soluble. If you carefully moisten the grass with a brush, you can scrape off the fibres after a few minutes and then design streams and paths.



Practical and Organised **Presentation solutions for traders**

Mini Grass Mats for adding greenery to small areas: simply cut and stick on. Handling and use like for the large mats (see craft tip on the opposite page).



71190 Grass Mats display, empty
the ideal presentation solution
for all NOCH Grass Mats
Dimensions:
32 cm x 32 cm, 47 cm high



76715 Assortment
of 60 Mini Grass Mats
in a practical
self-service carton
assorted colours



00005 Mini Grass Mat
45 cm x 30 cm

00006 Mini Grass Mat
'Spring Meadow'
45 cm x 30 cm
set with 4 pieces

00007 Mini Grass Mat 'Meadow'
45 cm x 30 cm
set with 4 pieces



A Green Christmas? Not with Us!

When the first flakes of snow dance through the air towards the end of the year, it is not only children's eyes that light up... Winters have to be white – that just goes with the territory in our neck of the woods. Many model railway fans do not want to forgo ice crystals and snowflakes

on their layouts and devote themselves to long evenings of lovingly designing a winter landscape. To make your landscape look as natural as possible, NOCH offers a wide range of products specifically catered to this cold, white season. Guaranteed to warm your heart!



Winter

Build a Winter Landscape – from page 168

- For temporary and permanent winter layouts

Winter Trees – from page 174

- Snowy woods and illuminated Christmas trees

Winter Figures – from page 176

- Large assortment of winter figures and scenes
- Popular gift idea: Figures Advent Calendars

Christmas Market Stalls – from page 178

- High-quality Laser-Cut Kits
- Handicraft Advent Calendar

The Model Railway in a Briefcase – from page 181

- Lovingly decorated and hand-painted briefcase layout made of high-grade NOCH hard foam in an aluminium case



Make the Perfect Winter Landscape!

Perfect Set 'Winter Landscape'

Building winter landscapes is becoming increasingly popular. Nevertheless, there is often some reticence among hobbyists because 'winter' is a new theme for many of them. But what initially looks complicated is easy when you have the right materials to hand. And these very materials can be found in the Perfect Set 'Winter Landscape'. From designing the snowy landscape with white 'snowflakes' to modelling snowy surfaces and snow mounds, to designing icy surfaces and icicles, you'll find all the items you need to build a perfect winter landscape in the set. The Perfect Set includes a detailed instruction video on DVD. So your project is guaranteed to succeed!



**Including
gratis DVD!**

60815 Perfect Set 'Winter Landscape'

*Contents: Start Set Snowflakes, contains: 50 g Snow Glue
25 g Snowflakes and Puffer Bottle (ref. 07065)
Snow Paste, 250 g (ref. 08752)
Ice Crystals, 30 ml (ref. 08754)
Icicles, 30 ml (ref. 08756)*



Start Set Snowflakes: this set makes designing a wintery landscape a success. The Snowflakes are electrostatically flocked with the Puffer Bottle. The result: a shimmering, silky white, snowy surface.



Snow Paste: this multi-purpose material is an all-rounder in the designing of winter landscapes. From snow-coated rooftops and trees, to snow mounds and snowdrifts, to snowmen, almost any wintery landscape can be created with Snow Paste.



Ice Crystals: the Ice Crystals paste conjures up a beautiful, crystal-clear, glittering icy surface on almost every surface. The versatile paste is applied directly onto model water, model roads or the window panes of model houses and vehicles.



Icicles: the Icicles mixture is applied straight from the tube onto model roofs, bridges, projections, walls, etc. The mixture dries crystal clear after 2-3 hours.



Craft Tip:
Perfect Set 'Winter Landscape'



The Snow Paste contained in the Perfect Set is great for creating snow mounds and snowdrifts on the ground.



With the Snow Glue, the Puffer Bottle and the Snowflakes, a fluffy covering of snow can be created on it.



The Icicles can be applied to exposed sites (e.g. roofs, projections and bridges) straight from the tube.



A real winter wonderland! Designs turn out very convincing with the NOCH Perfect Set.


Build a Winter Landscape

Start Set Snowflakes

In the Start Set Snowflakes, you'll find everything you need to make a quick start in designing a winter landscape: 50 g of Snow Glue, a Puffer Bottle and 25 g of Snowflakes. Application is super easy: first, the area to be covered with snow is pasted with snow glue. Then, half fill the puffer bottle with snowflakes. By shaking the puffer bottle, the 1 mm-long snowflakes are electrostatically charged and then 'blown' onto the snow glue by pressing down on the puffer bottle. This creates a magical, velvety soft blanket of snow that looks like freshly fallen powdered snow.



07065 Start Set Snowflakes
Puffer Bottle, 50 g Snow Glue
25 g Snowflakes



Snowflakes

The innovative NOCH Snowflakes are special fibres with a length of only 1 mm, with which you can conjure up fascinating winter landscapes at the drop of a hat.

The area to be covered with snow is first pasted with Snow Glue (ref. 61138). The Snowflakes are then applied with NOCH Gras-Master 3.0 (refs. 60110 and 60112 PROF) or the Puffer Bottle (ref. 08100).


As if by magic, a glistening velvety blanket of snow appears, which looks like freshly fallen powdered snow.

The resulting winter idyll can be detailed with NOCH Snow Paste (ref. 08752). If there is no Snow Glue to hand, the Grass Glue (ref. 61130 or 61131) can also be used. However, the landscape to be covered with snow should first be primed in white.

Note: for a snowy landscape of one square metre, approx. 75 g of Snowflakes and 500 g of Snow or Grass Glue are required.

Snow Glue

Snow Glue is perfect for applying NOCH Snowflakes. It dries white, eliminating the need to prime the substrate before applying snow.



08760 Snowflakes
75 g



61138 Snow Glue
250 g



Craft Tip: Electrostatic application of snowflakes

The short 1 mm snowflakes can be electrostatically applied with the Gras-Master 3.0 (refs. 60110 and 60112 (PROFI) or the Puffer Bottle (ref. 08100).

As a result, they stand upright on the areas already coated with snow glue and thus give the impression of freshly fallen snow.



The surface is pasted with Snow Glue.



Snowflakes are then applied with the finest sieve of Gras-Master 3.0...



or the NOCH Puffer Bottle.



Create Your Own Winter Wonderland!

Snow Paste

Snow Paste enchants objects and landscapes into a true winter wonderland. The shimmering silky paste is applied with a spatula or paintbrush and dries after only 2 to 3 hours. The Snow Paste can even be modelled by hand, to reproduce snow mounds or snowdrifts or snowmen, for instance. If the paste is diluted with water, it can be ideally applied to trees and bushes. In order to cover the roofs of houses or very smooth surfaces with snow, we recommend that a thin layer of NOCH Snow Glue (ref. 61138) be applied first.

The Snow Paste is used after the Snow Glue has dried. The combination of NOCH Snow Paste and NOCH Snowflakes transforms your model into a fairytale winter landscape. Try it out!



08752 Snow Paste
250 g



Winter Set

The NOCH Winter Set contains everything necessary for building a wintery landscape. The shimmering silky snow paste can easily be applied with a spatula or paintbrush onto the landscape, roofs of houses, trees and vehicles. It even lends itself to modelling by hand; for example, for creating a snowman or heaps of snow.

Ice sheets on lakes or on roads can be portrayed with NOCH Ice Crystals. This can be applied with a spatula or bristle brush and moulded to the desired thickness.

To make the winter landscape perfect right down to the details, roof overhangs can be decorated with NOCH Icicles. These can be attached to the model directly from the tube: simply hold it underneath and squeeze out the milky substance while simultaneously pulling the tube away.

In this way, you can control the length and thickness of the icicles.

The icicles dry crystal clear and hard (see page 173).



08758 Winter Set

120 g Snow Paste, 10 ml Ice Crystals
10 ml Icicles, 1 spatula



Craft Tip:

Create wintery landscapes with the NOCH Winter Set



The Snow Paste is applied with a spatula or paintbrush onto the landscape.



The Ice Crystals provide frozen waters for wintery effects.



Icicles can be applied to roofs straight from the tube.

Play with Jack Frost!

Ice Crystals

Freezing at room temperature? Not a problem with NOCH Ice Crystals! It can be applied to a frozen lake or pond, roads or windows, straight from the tube and then worked on with a paintbrush.

The Ice Crystals harden after about two to three hours.

The result is a beautiful, crystal-clear, glittering icy surface.



08754 Ice Crystals
30 ml



The Ice Crystals are squeezed out of the practical tube and spread around with a fine paintbrush.





Icicles

You can design stylish and unique icicles (e.g. on roofs, projections or bridges) at the drop of a hat with NOCH Icicles. The Icicles mixture is applied onto the surface to be decorated straight from the tube and hardens crystal-clear after two to three hours. Modelling is very simple: hold the tube underneath a gutter, for example; then gently squeeze while simultaneously pulling the tube downwards. This allows you to customise your icicles to the thickness and length of your liking. Particularly impressive shapes arise when the tube is also rotated in a spiral during this process.



08756 Icicles
30 ml



The Icicles tube is placed directly on the roof overhang ...



and gently squeeze out the contents of the tube while pulling it down.



The resulting icicles dry out crystal clear after a couple of hours.



Powdery Snow

You can create a fascinating winter landscape on your model railway layout with NOCH Powdery Snow. How it completely changes the atmosphere of your model landscape will be sure to inspire you! An advantage of the Powdery Snow is that you can design an excellent temporary winter atmosphere. The special white, glittering powder is water-repellent and can be removed from your layout with a Hoover, leaving no residue.

If you'd like your model landscape to be permanently snowy, use NOCH Spray & Fix Adhesive (ref. 61152).



08750 Powdery Snow
glittering, white powder for reproducing winter landscapes, for sprinkling
200 g package



Winter Trees

Illuminated Christmas Trees

The Christmas Tree is the star of any Christmas celebration. Whether it's a small tree in the living room or a large tree in the middle of the market square at a Christmas market, the Christmas spirit is awakened as soon as the lights come on. The NOCH Christmas Trees are equipped with white LEDs, which radiate pleasantly warm light, similar to a string of fairy lights with lightbulbs.

By the way: the gauges that we give to the trees are only recommendations. You can also use the small tree for O gauge or set up the large one on a city square in N gauge. Let your imagination run wild! The connection is made to the light output of a standard 16 V model railway transformer. Suitable for AC or DC power supply.



HO TT N Z

22120 Illuminated Christmas Tree
snowy, with 10 LEDs, 5 cm high

O HO TT N

22120 Illuminated Christmas Tree
snowy, with 20 LEDs, 8 cm high

O HO TT

22130 Illuminated Christmas Tree
snowy, with 30 LEDs, 12 cm high



HO TT N Z

22111 Illuminated Christmas Tree
green, with 10 LEDs, 5 cm high

O HO TT N

22121 Illuminated Christmas Tree
green, with 20 LEDs, 8 cm high

O HO TT

22131 Illuminated Christmas Tree
green, with 30 LEDs, 12 cm high



Snowy Fir Trees				
Ref.	Description	Height in cm	Qty.	Gauge
26828	Snowy Fir Trees	5 - 14	25	H0, TT
26928	Snowy Fir Trees	5 - 14	10	H0, TT
32828	Snowy Fir Trees	3.5 - 9	25	N, Z

Snowy Fir Trees

Pack and Economy Pack with 10 or 25 beautifully snowy trees of different heights.

- In different sizes and shapes
- With realistic, irregularly cut branch tips
- Coloured wintery white
- With realistic roots



Classic Winter Trees

With the Classic Winter Trees, you can design enchanting winter wonderlands and snowy forests on amazing dioramas.



H0 TT N Z **25075 Winter Trees**
7 pieces, approx. 8 cm - 10 cm high



H0 TT N Z **25087 Snowy Fir Trees**
7 pieces, approx. 8 cm - 12 cm high

PROFI Tree Structures

Many passionate modellers have expressed a desire for the NOCH range to include large trees without leaf foliage.

The possible uses of these Tree Structures are very diverse. On the one hand, you can make your own beautiful model trees out of the 'naked' trees. On the other hand, they are also the ideal template for splendid winter trees (see craft tip on page 196).



H0 TT N
22010 Tree Structure 'Beech Tree'
13 cm high



O H0 TT N
22020 Tree Structure 'Lime Tree'
18.5 cm high

Winter Figures



HO 15616 *Chopping Wood*

TT 45616 *Chopping Wood*

N 36616 *Chopping Wood*



HO 15732 *Deer*

TT 45732 *Deer*

N 36732 *Deer*



HO 15819 *Children in Snow*

TT 45819 *Children in Snow*

N 36819 *Children in Snow*



HO 15823 *Ski Tourers*



HO 15821 *Children in the Snow*

TT 45821 *Children in the Snow*

N 36821 *Children in the Snow*



HO 15824 *Ice Skaters*

TT 45824 *Ice Skaters*

N 36824 *Ice Skaters*



HO 15826 *Snowboarders*



HO 15827 *Skiers*



HO 15828 *Skiers*

N 36828 *Skiers*



HO 15829 *Skiers*



HO 15920 *Santa Claus and Angels*



HO 15923 *St Nicholas' Evening*



HO 15924 Santa Claus with Sleigh



HO 15926 Christmas Market

N 36926 Christmas Market



HO 15927 Selling Christmas Trees

TT 45927 Selling Christmas Trees

N 36927 Selling Christmas Trees



HO 15928 Winter Work



HO 15929 Santa Claus & Knecht Ruprecht



HO 15930 Family Meier in Wintertime




HO 16220 Themed Figures Set 'Winter's Day'
 Contents: 6 Figures, 2 Bobsleighs
 2 Wooden Sledges, 2 Snowmen, 1 Snow Blower
 1 Snow Shovel (Small), 1 Snow Shovel (Large)
 1 Sleigh Shovel, 1 Snowboard, 1 Ski Stand with Skis



'Alle Jahre wieder ...'

Figures Advent Calendar for Gauge HO, TT and N

 With its beautiful cover picture, the Figures Advent Calendar in A3 format is an absolute eyecatcher. You can look forward to a new figure when you open a little door every day – an ideal gift for any modeller!

Note: There are model railway figures in the calendar, but no winter or Christmas figures.

HO 15995 Figures Advent Calendar
 25 Figures + Accessories

TT 45995 Figures Advent Calendar
 25 Figures + Accessories

N 36995 Figures Advent Calendar
 25 Figures + Accessories

**New Figures
 every year!**




Christmas Market

Laser-Cut Kit 'Christmas Market Stalls'



The Small Buildings Set 'Christmas Market Stalls' is perfectly suited to giving NOCH Figures a contemplative pre-Christmas season. Here, mulled wine can be drunk, biscuits eaten and Christmas tree decorations bought. The kit comprises three typical laser-cut stalls, which bring atmosphere to any winter scene. Includes instructions and special adhesive.



Christmas Market Stall
3.8 cm x 2.7 cm, 3.4 cm high




HO 66412 Christmas Market Stalls
3 Laser-Cut Buildings Kits

Combined Set 'At the Christmas Market'



The Combined Set 'At the Christmas Market', consisting of a Christmas Market Stall and a Fairy Light Chain of 10 cm in length and with 10 light diodes, perfectly sets the stage for your Christmas market and ensures the eyes of big and small children glow. The laser-cut kit is designed in the usual high-quality. The fairy lights are equipped with LEDs and integrated resistors and can be connected directly to a model railway transformer (16 V AC or DC).



HO 65610 Combined Set 'At the Christmas Market'
1 Laser-Cut Building Kit 'Christmas Market Stall'
3.8 cm x 2.7 cm, 3.4 cm high
1 Fairy Light Chain, 10 cm long

On the Christmas Market

All items shown on this page are Laser-Cut Kits



HO 14391 Christmas Market Entry Arch
7.6 cm x 1 cm, ca. 7.9 cm high
The richly decorated entry arch made of real wood comes with labels in German, English, French, Spanish and Dutch.



N 14681 Christmas Market Entry Arch
4.3 cm x 0.6 cm, 4.5 cm high
The richly decorated entry arch made of real wood comes with labels in German, English, French, Spanish and Dutch.



HO 14394 Christmas Market Manger with Figures in Wood Look
7.5 cm x 3.5 cm, 3.5 cm high, incl. 8 figures



HO 14392 Christmas Market Stall
8 cm x 5 cm, 3.5 cm high

TT 14482 Christmas Market Stall
6 cm x 4 cm, 3 cm high

N 14682 Christmas Market Stall
4.5 cm x 3 cm, 2 cm high



HO 14393 Mulled Wine Stall
5 cm x 5 cm, 4 cm high

TT 14483 Mulled Wine Stall
4 cm x 4 cm, 3 cm high

N 14683 Mulled Wine Stall
3 cm x 3 cm, 2.5 cm high



HO 14395 Christmas Market Pyramid
4.5 cm x 4.5 cm, 9 cm high

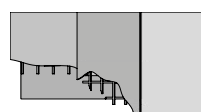


Stille Nacht, heilige Nacht ...

Themen-Set „Weihnachtskrippe“



Die Darstellung der heiligen Nacht mit Jesuskind, Maria, Josef und den dazugehörigen Tieren ist wohl eines der ältesten Modellbau-Themen überhaupt. Das Themen-Set ist nicht nur für Modellbahner geeignet: Mit dem enthaltenen Zubehör ist die Krippe auch ideal für Bastler und Dioramenbauer.



11 x 6 cm
5 cm hoch



HO 65620 Themen-Set „Weihnachtskrippe“

Laser-Cut Bausatz „Weihnachtskrippe“ 11 x 6 cm, 5 cm hoch
Figuren-Set „Krippenfiguren“ (Art.-Nr. 15922, 11 Figuren)
Streuematerial, braun, 42 g (Art.-Nr. 08440)
20 Grasbüschel grün
Mini-Grasmatte grün, 28 x 22 cm

Hinweis: Dem Laser-Cut Bausatz liegt eine ausführliche Bauanleitung und ein passender Laser-Cut Spezialkleber bei.

Der große Bastel-Spaß für jeden Tag im Advent!

Bastel-Adventskalender „Weihnachts-Krippe“



Vom 1. bis zum 24. Dezember enthält jedes Türchen chronologisch geordnet Bastel-Material, Laser-Cut minis, Figuren und Zubehör. Sie basteln damit jeden Tag ein Stückchen weiter! In der Adventszeit entsteht so eine wunderschöne Krippen-Szene im alpenländischen Stil mit allem, was dazu gehört: Maria, Joseph, Christuskind, Ochs und Esel, Hirten, Schafe und vieles mehr! Zubehör,

Zäune und Landschaftsbau-Material runden den Bastel-Spaß ab. Auf der Rückseite des Kalenders ist außerdem eine kleine Kulisse abgedruckt, die einen Sternenhimmel mit Stern von Bethlehem zeigt. Diese kann am 24. Dezember ausgeschnitten und hinter die Krippenszene gestellt werden. Damit erhält alles noch mehr Atmosphäre.



HO 65591 Bastel-Adventskalender „Weihnachts-Krippe“

Größe: 41 x 52 cm

Inhalt:

- Bastel-Material: z. B. Struktur-Flock, Streugras, PROFI-Gestein „Geröll“ und vieles mehr!
- Laser-Cut Bausatz „Stall von Bethlehem“
- Laser-Cut minis Bausatz „Brunnen“
- 36 Figuren: z. B. Krippenfiguren, Schafe und Schäfer, Engel
- 10 Modell-Tannen in verschiedenen Höhen
- Laser-Cut Klebstoff und ausführliche Anleitung

Hinweis: Den genauen Inhalt können Sie vollständig auf der Produktverpackung und im Internet auf www.noch.de einsehen.



* Im Vergleich zum Kauf der einzelnen Artikel

Model Railway in a Briefcase

Never miss your beloved hobby when travelling, thanks to NOCH. Packed suitably for travel, in a conveniently small format that remains fully functional, the model railway simply layout comes with you in its briefcase. The briefcase layouts are made of high-grade NOCH Hard Foam, hand-painted and lovingly decorated.



You will find more model railway layouts in a briefcase in the chapter 'Model Railway in a Briefcase' from page 377 in this catalogue.



Product Details 'St Anton' Gauge Z

- Ready-to-use model railway layout in an aluminium case (outer dimensions of the case: 57.5 cm x 43 cm, 16 cm high)
- Landscape made out of Structured Hard Foam, fully decorated
- One railway circuit, pre-mounted with track
- Control panel with one speed controller
- Four illuminated buildings and illuminated Christmas tree
- Connection point for external power supply (included)
- Note on train arrangement: due to the narrow radii, the carriages used should not be longer than 8.5 cm. In addition, locos with more than four axles (two bogies) should not be used. Locos with leading wheels are increasingly prone to derailment.

Z 88318 Briefcase Layout 'St Anton'
with Märklin® mini-club Track

It' Time to Light the Advent Wreath!

NOCH Christmas Layout Gauge Z



Model railway pleasure, Christmas decoration and the ultimate gift for every model railway fan – the adorable NOCH 'Winter Magic' Christmas Layout encompasses all that. This little snow-covered village gleams with Christmassy splendour. The high-quality NOCH Laser-Cut Buildings and Christmas tree are illuminated and the four tree candles make this trinket a real highlight of Advent.

Note: in order to ensure a permanently stable power supply to buildings and Christmas tree, an appropriate Z gauge transformer is required for operation.



Info Tip:
Replacement candles

You can order replacement candles for the Christmas Layout in our online shop at www.noch.com with reference number 88076.

Z 88063 'Winter Magic' Christmas Layout

35 cm x 35 cm, approx. 15 cm high, Winter layout made of Structured Hard Foam, ready-to-use with Märklin® mini-club® Z gauge tracks, decorated, illuminated houses and lighted Christmas tree, incl. 4 Christmas tree candles, supplied without transformer, loco and carriages.



Achieving a Realistic-Looking Slice of Nature all Depends on Getting the Colour Right

Paints and glues play an important role in modelling in general, and landscaping in particular. You can realistically age models and colour landscapes with paints of the NOCH range.

You will surely find the right product for every application in our large selection of glues.



Paints and Glues

Paints – from page 184

- Ideal for ageing: 'Weathering Powder with Mixing Bench' and 'Rust Paint'
- For painting landscapes:
Natural Paints Set and Landscaping Paints
- Patina Marker and Detail Markers: adheres to almost any surface, such as wood, cardboard, plaster, plastic, etc.

Glues – from page 188

- Here, you will find the optimal solution for every application

From new to old!

The tried and tested NOCH Weathering Powder is now available with a practical Mixing Bench

NOCH Weathering Powder does away with the shine on plastic surfaces. It weathers laser-cut kits, creates shading and gives components and models more optical depth and realism. Surfaces thus obtain a natural look.

The set contains seven different colours (teal, leaf green, terracotta, russet, sand, ash, soot), with which you can age bridges, houses, vehicles, locos, wagons, walls, portals and much more. It is also excellent for using with aeroplane, tank or ship kits.

The pigments can be mixed together until the right shade is formed. This is done professionally and very easily in the mixing bench's washable mixing inserts.

The inserts can be purchased individually at www.noch.com

Note: since the colour pigments are natural products, colour deviations may occur.

Application:

To give the colour pigments a better grip on smooth surfaces, first spray a thin layer of Spray & Fix Adhesive (ref. 61152) onto the object that is to be patinated. When the Spray & Fix Adhesive is dry, the pigments are carefully dabbed onto the sections of the object that are to be aged with the paintbrush supplied.

The pigments are finally fixed with another thin layer of Spray & Fix Adhesive.



61169 Weathering Powder with Mixing Bench

Contents: 7 glass vials with colour pigment powder
5 g each of teal, leaf green, terracotta, russet, sand, ash, soot
1 Mixing Bench (Kit), 1 Paintbrush, 3 Mixing Inserts



91951 Mixing Insert

Contents: 5 pieces
suitable for Mixing Bench
(ref. 61169)



61152

Spray & Fix Adhesive
200 ml

Growing Old Gracefully!

Rust Paint

NOCH Rust Paint gives all models – irrespective of the material – a rusty appearance in next to no time. Its usage is incredibly simple. Spray the product with NOCH Spray & Fix Adhesive (ref. 61152), then apply the extra fine iron base and oxidation substance. Chemistry takes care of the rest: after one to two hours, the treated material is already covered by a rusty surface, which is finally sealed by spraying it once more with Spray & Fix Adhesive.



61162 Rust Paint

10 ml oxidation medium
20 ml iron base extra fine



Made in Germany



61200 Nature Paints Set
6 colour concentrates
 each 20 ml
 1 mixing cup
 1 sponge spatula

Nature Paints Set

NOCH Nature Paints are perfectly matched to the earthy and natural shades of rocks. The Nature Paints Set contains 20 ml of highly-concentrated paint in each of the six different shades: beige, ochre, olive, earth brown, grey and black. The paints are diluted with water before use and applied with the enclosed sponge spatula or the Landscaping Spray Bottle (ref. 61140). This allows you to add nuanced shades to your rocks or paint your ground before flocking.

Landscaping Paints

With our large range of Landscaping Paints (also available as Acrylic Sprays), you can achieve a realistic colour scheme for your model landscape. The matt paints are recommended for adding colour to walls, portals, rocks and mountain ranges, or for priming the ground before flocking.

The high-quality matt Acrylic Paints are suitable for use on all materials – including polystyrene. The paints are weatherproof, quick-drying and provide good coverage.



Acrylic Sprays, matt			Acrylic Paints, matt			Characteristics
Ref.	Colour	Vol.	Ref.	Colour	Vol.	
61171	ivory	200 ml	61188	blue	90 ml	<ul style="list-style-type: none"> • High-quality matt acrylic paint • In realistic landscape shades • Water-based • Can be diluted with water • Can be mixed with each other • Suitable for all materials – including polystyrene • Suitable for indoor and outdoor use, weatherproof
61172	ochre	200 ml	61189	dark brown	90 ml	
61173	brown (like 61193)	200 ml	61190	white	90 ml	
61175	dark green	200 ml	61191	ivory	90 ml	
61176	grey	200 ml	61192	ochre	90 ml	
61177	black	200 ml	61193	brown (like 61173)	90 ml	
			61194	light green	90 ml	
			61195	dark green	90 ml	
			61196	grey	90 ml	
			61197	black	90 ml	



Weathering Was Never So Easy!

Patina Marker

Patina Markers make weathering model buildings and landscapes a pleasure. The ingenious markers have two distinct tips: one soft brush tip that adapts to the structure and one broad tip for dealing with surfaces.

Easy to apply!

Product Highlights:

- Paint adheres to almost any surface, such as wood, cardboard, plaster, plastic, etc.
- Perfectly matching colours for realistic coloration
- Two tips for fine and extensive application of the paints
- A little goes a long way



Patina Markers for Models

The pens are ideal for ageing and colouring plastic models (buildings, bridges, carriages, vehicles, etc.) or laser-cut buildings. The result of the colour weathering is extremely realistic thanks to the perfectly matching

colours. The amount of paint can be measured out precisely due to the ingenious construction of the two tips.



61158 Patina Markers for Models
Contents: 6 Markers



Leaf Green



Warm Gray



Navy Blue



Dark Brown



Yellow Ochre



Stone

Patina Markers for Landscapes

The innovative markers, available in five natural colours and as a blender, are ideal for the final colour design of landscape elements such as rocks (plaster, hard foam, paper, etc.), walls (hard foam, paper, cardboard, etc.), model water, etc. Their applications are very diverse: weathering rocks, treating water surfaces to imitate algae growth, for example, or

ageing streets and squares, are just some of the possibilities. Thanks to the 'Blender Pen' in the set, it is also possible to brighten up or wash out the paint application afterwards.



61159 Patina Markers for Landscapes
Contents: 6 Markers



Blender



Basic Gray



Spring Green



Walnut



Latte



Olive



Paint on Details Quickly and Easily!


NOCH Detail Markers

In modelling, there's an array of details that can be enhanced with very little colour. Sometimes, though, it's not 'worthwhile' to open a paint tin specially for that purpose, stir the paint and clean the paintbrush, etc. NOCH has developed the Detail Markers so that you can quickly paint on details in future without all this hassle. The water-based acrylic paint sticks to many surfaces, such as metal, plastic, wood, paper, glass, ceramics and much more. All the paints realistically dry out matte. The pen tip is approx. 2 mm wide.

It is also very easy to use: shake the pen briefly before use, remove the lid, paint on the detail, close the pen and set it aside.


Application Examples:

- Black: tyres, window and door frames, metal constructions...
- White: telegraph pole insulators, lane markings...
- Red: barriers, beacons...
- Yellow: lashing hooks or capstan hooks on freight wagons, temporary road markings...
- Silver: wheel rims, door handles, metal parts...
- Brown: rust, e.g. on rail profiles and tracks, wood...



61155 Detail Markers

Contents: 6 Markers, each 1 Marker
black, white, silver, yellow, red, brown



Holding it Together – NOCH Adhesives for any Situation!

- **Landscaping Spray Bottle:** all-rounder for adding foliage and flocking
- **Spray & Fix Adhesive:** for fixing, sealing and leaving a matt finish
- **Grass Glue:** for electrostatic flocking with grass fibres
- **Scenery Glue:** for hard foam, wood, paper or polystyrene
- **Snow Glue:** for electrostatic flocking with snowflakes

- **Ballast Glue:** for ballast, stones and gravel
- **Spray Glue 'Hafffix':** universal adhesive for modelling and household purposes
- **Latex Adhesive:** for cork, wood, rubber, felt or cardboard
- **Laser-Cut Adhesive:** for Laser-Cut Kits

Landscaping Spray Bottle & Landscaping Spray Glue

Landscaping Spray Glue is a real all-rounder as it is very versatile.

Usage 1, 'glueing': to apply foliage to bushes, trees and shrubs, the tree structure is moistened with the Spray Glue and then leaves, flock or structured flock are sprinkled on. Once dry, the tree is once more sprayed with Spray Glue to fix the foliage.

Usage 2, 'fixing': loosely apply the material to be fixed (gravel, ballast, flock, etc.) and then spray it on with Landscaping Spray Glue. Once dry, additional layers can be scattered over the object and fixed on to achieve more volume.

61140 Landscaping Spray Bottle,
empty

Usage 3, 'sealing': spray the Landscaping Spray Glue onto the prepared object (e.g. flocked trees, bushes or ready-made vegetation). This increases their durability and stability. The Spray Glue is premixed and is transparent when dry. The Landscaping Spray Bottle spray head fits onto the Spray Glue Bottle.

61141 Landscaping Spray Glue
250 g, ready-for-use



Spray & Fix Adhesive

NOCH Spray & Fix Adhesive is a real all-rounder: leaving a matt finish, fixing and sealing – these are this innovative product's strengths.

Leave a matt finish on shiny plastic surfaces.

Fix flocking, foliage and other flocking material after applying a thin layer of Spray & Fix Adhesive on the model landscape.

Seal in painted or weathered surfaces. In addition, the Spray & Fix Adhesive is an ideal assistant when weathering models.

How to weather models:

- First, squirt a thin layer of Spray & Fix Adhesive onto the object.
- Then apply NOCH Weathering Powder with Mixing Bench (ref. 61169).
- Finally, fix the colour pigments by applying another thin layer of Spray & Fix Adhesive.

61152 Spray & Fix Adhesive
200 ml



Temporary Glue

NOCH Temporary Glue allows you to optimally fix small parts onto your landscape – and take them off again!

NOCH Temporary Glue is water-soluble, dries out transparent and leaves no residue on the surface. That's why it is ideal for affixing figures, cars, houses and many more.



Paste the Temporary Glue on the figure and briefly allow to dry.



When the glue is transparent, stick the figure onto the desired spot.



61121 Temporary Glue
30 g



For a 'change of scene', simply take the figure off...



...and place it on another spot again.



Grass Glue

NOCH Grass Glue was specially developed for electrostatic flocking. In comparison to normal white glue, its surface tension is low and it binds more slowly.

Advantages: NOCH Grass Glue dries slower than conventional glue, giving you more time to flock a surface.

Best value!



61130 Grass Glue
250 g

61131 Grass Glue XL
750 g

Scenery Glue

The all-purpose Scenery Glue is the ideal companion to all handicrafts. It quickly and securely glues wood, paper, polystyrene, hard foam (polyurethane) and plastics. It is therefore ideal for sticking on building models, trees, portals and walls, and for connecting various craft materials. The water-based Scenery Glue comes in a practical bottle with a needle tip and is binding within approx. two hours.

61133 Scenery Glue
127 g



Snow Glue

NOCH Snow Glue is perfect for applying NOCH Snowflakes (ref. 08760).

Advantages: dries white, eliminating the need to prime the substrate before applying snow.

61138 Snow Glue
250 g



Ballast Glue

The Ballast Glue is ideal for applying ballast. Thanks to the nozzle, you can also easily reach less accessible spots.

Usage: spread the loose ballast between the sleepers and then drizzle on the Ballast Glue.

61134 Ballast Glue
130 g



Spray Glue 'Haftfix'

This all-purpose Spray Glue is suitable for all kinds of glueing work – for modelling as well as in the home.

61151 Spray Glue 'Haftfix'
400 ml



Latex Adhesive

NOCH Latex Adhesive is a viscous glue paste with a wide range of applications. The milky-white glue emulsion can be applied directly from the dispenser bottle with a brush or putty knife onto cork, wood, rubber, felt, cardboard and textiles. The Latex Adhesive is ideal for glueing down NOCH Cork Track Beds.

The non-toxic adhesive is also suitable for glueing together rails and railway lines to ensure sound insulation. The rail can be ballasted at the same time.

61135 Latex Adhesive
125 g



Laser-Cut Adhesive

NOCH Laser-Cut Adhesive is perfect for building high-grade model Laser-Cut Kits. The adhesive is very easy to apply in exact doses thanks to its tip. Even the smallest of parts can therefore be stuck together cleanly. When glueing larger surfaces together, it is recommended that the adhesive is spread with a paintbrush. Its special formula ensures a strong, long-lasting bond.

61104 Laser-Cut Adhesive
30 g





Forest Your Model Landscape – with NOCH Trees of all Kinds and in all Sizes

Trees are an indispensable part of a charming model landscape. They liven up the scenery, introduce colour accents and lend every model railway layout a very special, unmistakable atmosphere. We offer a large assortment of trees in all sizes – just like the originals.

In addition, you can choose from various series. Top quality PROFI Trees or inexpensive Hobby Trees – there is something for everyone!



Trees and Bushes

Natural Trees – from page 192

- Super realistic tree structures made of natural 'seafoam' plants
- For beautiful filigreed trees and bushes

PROFI Trees – from page 194

- Handmade, high-quality individual trees

'Special' PROFITrees – from page 200

- PROFITrees with sound or movement and specially decorated trees

Classic Trees – from page 206

- The classic model tree, individually or as a set

Standard Trees – from page 212

- Attractive, handmade deciduous or coniferous trees, individually or as a set

Hobby Trees – from page 214

- The budget tree in a bulk pack
- Ideal for foresting large areas



Nature Trees

These Nature Trees are – as the name suggests – totally natural products. Every tree is unique. The very differently grown Sea Foam Nature Trees are between 4 cm and 20 cm high and give each layout a particularly high degree of realism.

You can integrate the Nature Trees naturally in your layout or flock them with NOCH Flock or NOCH Leaf Foliage. The pictures below show you how

easily this is done. The sea foam for the Nature Trees is cultivated in special plantations and gently harvested.

Note: the contents are enough for approx. 15 to 30 trees or bushes (depending on height).

Super realistic!



23100 Nature Trees



First, the Natural Tree is sprayed with NOCH Haftfix Spray Glue (ref. 61151) or NOCH Landscaping Spray Glue (ref. 61141) ...



and then flocked with Flock or Leaf Foliage from our PROFI Series.



The result: a finished Natural Tree with foliage!

Note: ideal for flocking NOCH Nature Trees:



61140 Landscaping Spray Bottle empty

61141 Landscaping Spray Glue 250 g, ready-for-use



61151 Spray Glue 'Haftfix' 400 ml

Further information on glues can be found from page 189 onwards.



Leaf Foliage and Leaf Foliage Sets

NOCH Leaf Foliage is a very finely-cut, special material for adding foliage. The individual leaves have a real leafy shape. The Leaf Foliage is perfectly suited for flocking NOCH Nature Trees (ref. 23100 - see crafting pictures, below left). Spray the trees with NOCH Haftfix Spray Glue (ref. 61151) or NOCH Landscaping Spray Glue (ref. 61141) and scatter on the leaves with the PROFI Shaker (ref. 08099).



07167 Leaf Foliage Set
olive, light green
medium green, dark green



07168 Leaf Foliage Set Autumn
yellow, red, redbrown
orange-brown



07142 Leaves
light green, 50 g bag



07144 Leaves
medium green, 50 g bag



07146 Leaves
dark green, 50 g bag

Note: light and medium green Leaf Foliage Packs are also available in practical tubs. You'll find further information on page 147.

PROFI Shaker

Small tub, big effects: perfectly suitable for sprinkling on leaf foliage without lumps. With a practical filter and scatter insert.



08099 PROFI Shaker
empty



Embankment Vegetation

Design realistic embankment vegetation made of sea foam.

A natural product with amazing properties: no structure is like the other. Small, broken structures can be used as dried up or dead ground cover, as found on every rail embankment. Stronger sea foam pieces can be decorated as broken up branches, as desired.

Larger, fuller sea foam structures can simply have extra foliage added to them with the flock material enclosed in the set. This creates extremely realistic bushes. A DVD with detailed craft tips is also included in the set.

Contents:

- Tree structures for approx. 40-50 bushes or small trees (depending on height)
- 25 g of Leaf Foliage light green
- 25 g of Leaf Foliage medium green
- DVD with detailed craft tips (German & English)



23102 Embankment Vegetation

The templates can be realistically flocked with leaves. Leaf Foliage is included in the set. The resulting bushes look very realistic and can be planted on the rail embankment. Use small sea foam parts as dried ground cover and decorate the stronger ones as branches.

NOCH PROFI Trees

Quality to Meet the Highest Demands

Since 2010, we have been producing our model trees in our own factory in Vietnam. The trees are lovingly made by hand there. This made it possible to further improve the quality of our well-known PROFI Trees.

- The trunks of the trees are painstakingly painted by hand with matt paint, so that no shiny plastic surfaces are to be seen.
- To give the tree more volume, a fine web is incorporated into the branches before they are flocked.
- High-grade NOCH Leaf Foliage is used as flock. The specially ground and elaborately painted material resembles the leaves of the original trees in both shape and colour.
- As in nature, only the fine branches of NOCH Model Trees bear leaves. The thick branches are left out during the elaborate hand flocking stage.

The NOCH PROFI Trees Series meets the highest standards of quality and realism. See for yourself!



Thanks to the sizing scale on the packaging, you can easily see how tall the respective tree will be in your gauge.



HO TT N 21550 Fruit Tree
green, 7.5 cm high



HO TT N 21560 Apple Tree with fruits
7.5 cm high



HO TT N 21570 Fruit Tree
blooming, 7.5 cm high



HO TT N 21600 Pear Tree
green, 11.5 cm high



HO TT N 21640 Birch Tree
11.5 cm high



HO TT N 21650 Rowan Tree with Berries
11.5 cm high




H0 TT 21538 Saplings with Tree Props
6 pieces, 4 cm high



O H0 TT N 21660 Acacia
15 cm high



H0 TT N 21690 Beech
13 cm high



H0 TT N 21730 Copper Beech
13 cm high



H0 21642 Tree with Circular Bench
11.5 cm high



O H0 TT N 21760 Oak
15 cm high



H0 TT N 21770 Weeping Willow
11 cm high



O HO TT N 21780 Lime Tree
18.5 cm high



O HO TT N 21800 Chestnut Tree
19 cm high

PROFI Tree Structures

Many passionate modellers have expressed a desire for the NOCH range to include large trees without leaf foliage. The possible uses of these Tree Structures are very diverse. On the one hand, you can make your own beautiful model trees out of the 'naked' trees. On the other hand, they are also the ideal template for splendid winter trees.



H0 TT N 22010 Tree Structure 'Beech Tree'
13 cm high



O HO TT N 22020 Tree Structure 'Lime Tree'
18.5 cm high



Craft Tip:
Winter Trees



The Tree Structure is coated with NOCH Snow Paste.



Leave to dry and the impressive winter tree is done.



Wow, They're Huge!


Extra large PROFI Trees

Did you know that birch trees can grow up to 30 metres high and lime trees even up to 40 metres? A birch tree would then be up to 34 cm high in HO gauge; a lime tree would be up to even 50 cm. Even if that would

be a bit too much for a standard model landscape, it's time for taller trees! Because with these especially impressive standalone specimens, beautiful model scenes can be realised. Four typically solitary trees are at your disposal here: Birch, Lime, Oak and Chestnut.



O HO 21641 Double Trunk Birch Tree
19 cm high



O HO 21761 Oak Tree
19 cm high



O HO 21781 Lime Tree
18.5 cm high



O HO 21802 Chestnut Tree
18.5 cm high

Shiver Me Timbers!

PROFI Fir Trees, Spruces and Pine Trees

With these high-quality firs, spruces and pines, we offer individual trees of convincing quality.

The filigree needles are electrostatically flocked. PROFI Fir Trees and Spruces thus look even more realistic.



HO TT N

21911 Pine Tree
12 cm high



HO TT N

21914 Pine Tree
15 cm high



HO TT N

21919 Spruce Tree
10.5 cm high



HO TT N

21922 Spruce Tree
14.5 cm high



HO TT N

21924 High Trunk Spruce Tree
14.5 cm high



O HO TT N

21927 High Trunk Spruce Tree
18.5 cm high



HO TT N

21810 Nordic Fir Tree
12 cm high



HO TT N

21811 Nordic Fir Tree
14.5 cm high



O HO TT

21812 Nordic Fir Tree
18.5 cm high



HO TT N

21815 Spruce Tree
12 cm high



HO TT N

21816 Spruce Tree
14.5 cm high



O HO TT


21817 Spruce Tree
18.5 cm high

'Special' PROFI Trees


Our special PROFI Trees are characterised by great functions, such as sound or movement, or by pretty additions, such as a treehouse. Let yourself be inspired.

Spring at Last and the Birds Are Tweeting Again!

Tree with Tweeting Bird

 Spring is finally here! The birds return, settle in the trees and tweet and sing again. The days get longer, and the weather gets better. One of the most beautiful seasons! The birds are packed loose and not yet glued on the branches. So you can decide with which birds and where you would like to decorate your lime tree. Temporary Glue (ref. 61121) is perfect for fixing. The sound module can be connected to a standard 16 V model railway transformer. Suitable for AC or DC.

„Tweeet, tweeet!“ 



Video clip



H0 21782 Tree with Tweeting Birds
18.5 cm high, including 12 birds and 3 nests



Childhood Dreams Come True ...

Tree with Tree house



This mighty oak with its lovingly designed Tree house is a very special eye-catcher on any model landscape.

The tree house is a ready-made laser-cut building model.



H0 21765 Tree with Tree House

15 cm high, figures are not supplied.
We recommend *Playing Children*
(ref. 15810) or *Children* (ref. 15815)



TT 21767 Tree with Treehouse

13 cm high, figures are not supplied
We recommend *Parents & Children*
(ref. 45590) and *Children on the Football
Ground* (ref. 45817)



N 21766 Tree with Treehouse

10 cm high, figures are not supplied
We recommend *Children* (ref. 36809
and 36815)

Childhood Memories Are Awakened!

micro-motion HO Gauge Tree with Swing



It's summer and a beautiful sunny day is coming to an end. While Mum prepares dinner, the little daughter swings enthusiastically on the swing, which Dad hung on her favourite tree for Easter.

The scene in which our Tree with Swing is called into action could look something like this. The Tree with Swing is a fascinating micro-motion product that awakens wonderful childhood memories. The bottommost branch of the mighty oak holds a swing, on which a little girl is sitting.

The Tree with Swing is supplied ready for installation. The drive consists of a motor and a gearbox and is located under the tree. The electronics supplied can be connected to a standard 16 V model railway transformer and are suitable for AC and DC. The speed of the swinging movement can be set on the circuit board.



HO 21768 *micro-motion Tree with Swing*
Overall 18.5 cm high
(height of tree 15 cm
installation depth for drive 3.5 cm)



TT 21771 *micro-motion Tree with Swing*
Overall 15.5 cm high
(height of tree 12 cm
installation depth for drive 3.5 cm)

N 21769 *micro-motion Tree with Swing*
Overall 12.5 cm high
(height of tree 9 cm
installation depth for drive 3.5 cm)



Video clip



G

1

0

HO

TT

N

Z

Timber!

micro-motion Falling Tree 'Fir Tree'



Model scenes frequently captivate people with little gimmicks and surprises that they don't suspect at first glance. The Falling Tree is just such a gimmick. The viewer is very surprised when an imposing 17 cm tree falls to the ground completely unexpectedly at the edge of the forest.

The trick behind this is extremely simple: there is a servo under the tree that brings it down realistically; slowly at first, and then faster until the tree finally hits the ground. After about 8 seconds, the tree stands up again on its own.

The Falling Tree is an impressive, extremely realistically handmade, twisted wire tree that is elaborately flocked.

The electronics supplied can be connected to a commercially available 16 V model railway transformer and are suitable for AC and DC.



H0 TT 21775 micro-motion Falling Tree 'Fir Tree'
Overall 18.2 cm high (height of fir tree 17 cm)
installation depth for drive 1.2 cm



„Brr, brr, Brrrrrrrrrrrr! ...“

Makes the sound of a chainsaw with a starter.

H0 12843 Felling Trees

N 12956 Felling Trees

Matching Accessories:

This is how you make the scene even more realistic

The H0 Sound Scene 'Felling Trees' (ref. 12843) is a great addition to the Falling Tree.

The original set contains six lumberjacks wearing helmets and protective clothing as well as the sound electronics with a loudspeaker. Since the loudspeaker is installed directly next to the Falling Tree (e.g. in a bush, in the ground or in a small hut), the viewer has the impression that the sound is created in the scene.

Realistic tree-felling noises such as chainsaws etc. can be heard for about 20 seconds when the sound is activated.

The Sound Scene electronics can also be connected to a commercially available 16 V model railway transformer.



Vines

The vine leaves are made from the well-known high-grade NOCH Leaf Foliage. Each pack contains 24 vines (six rows of four vines each).



- | | | | |
|-----------|-----------|--------------------|-------------------------------|
| HO | TT | 21540 Vines | 24 Vines, approx. 2.2 cm high |
| N | Z | 21545 Vines | 24 Vines, approx. 1.6 cm high |



Plantation Trees

As well as the traditional meadow orchards, fruit plantations are increasingly shaping our landscape. With these Plantation Trees, you can now perfectly reproduce this as a model. The Plantation Trees with Apples also bear small yellowish-red fruits.



- | | | | |
|-----------|-----------|---|------------------------|
| HO | TT | 21532 Plantation Trees with Apples | 12 pieces, 3.5 cm high |
| N | Z | 21537 Plantation Trees with Apples | 24 pieces, 2 cm high |



Mediterranean Trees

In the NOCH range, you'll find Palm Trees, Stone Pine Trees, Cypress Trees, Olive Trees and Almond Trees for designing beaches and Mediterranean landscapes. We hope you have fun building your Mediterranean dream landscape.



O HO TT

21972 Palms
2 pieces,
15 cm and 19 cm high



HO TT N **21992 Stone Pines**
2 pieces, 8.5 cm and 11.5 cm high



HO TT **21995 Olive Trees**
2 pieces, 6 cm and 9 cm high



HO TT N **21996 Almonds**
2 pieces, 8 cm and 9 cm high



HO TT N **21998 Cypresses**
3 pieces, 10 cm, 11 cm and 13 cm high

NOCH Classic Trees

NOCH Classic Trees are lifelike yet affordable, high-quality model trees with high-grade flock.

You can get the trees as an attractive blister pack or individually packed in a plastic bag. The Classic Trees are suitable for displaying on their own or for populating entire forests.



Thanks to the sizing scale on the packaging, you can easily see how tall the respective tree will be in your gauge.



HO TT 25110 Fruit Trees
green, 3 pieces, 8 cm high

N Z 25510 Fruit Trees
green, 3 pieces, 4.5 cm high



HO TT 25111 Fruit Trees
white blossom, 3 pieces, 8 cm high

N Z 25511 Fruit Trees
white blossom, 3 pieces, 4.5 cm high



HO TT 25112 Fruit Trees
pink blossom, 3 pieces, 8 cm high



HO TT 25113 Apple Trees
3 pieces, 8 cm high

N Z 25513 Apple Trees
3 pieces, 4.5 cm high



HO TT N 25114 Orange Trees
3 pieces, 4 cm high



HO TT N 25115 Lemon Trees
3 pieces, 4 cm high



HO TT 25130 Weeping Willows
3 pieces, 8 cm high



HO TT 25120 Birch Trees
3 pieces, 8 cm and 10 cm high
N Z 25520 Birch Trees
3 pieces, 4.5 cm high



HO TT 25140 Poplars
3 pieces, 12 cm high
N Z 25525 Poplars
3 pieces, 5.5 cm high



HO TT 25150 Sycamore Trees
3 pieces, 9 cm high



HO TT 25170 Beech Trees
2 pieces, 13 cm high



HO TT 25232 Fir Trees
4 pieces, 8 cm - 12 cm high
HO TT N Z 25432 Fir Trees
4 pieces, 4 cm - 8 cm high



HO TT 25410 Bushes
green, 5 pieces, 3 cm - 4 cm high



HO TT 25420 Bushes
in blossom, 5 pieces, 3 cm - 4 cm high

NOCH Classic Trees Economy Sets

The Classic Series is where the NOCH Trees range began. With the economy sets, we have now implemented an idea that combines two advantages. Firstly, you benefit from a unique price-performance ratio, because the trees are cheaper in the economy sets than in the 3-pack, for example. Secondly, you send a clear signal about climate change by purchasing the economy set: for every 100 model trees sold, a real tree is planted by the organisation 'Plant-for-the-Planet' on our behalf.



H0 TT N Z 25070 Autumn Trees
7 pieces, approx. 8 cm - 10 cm high



H0 TT N Z 25075 Winter Trees
7 pieces, approx. 8 cm - 10 cm high



H0 TT N Z 25087 Snowy Fir Trees
7 pieces, approx. 8 cm - 12 cm high



H0 TT N Z 25086 Fir Trees
9 pieces, approx. 8 cm - 12 cm high



H0 TT N Z 25088 Deciduous Trees
7 pieces, approx. 8 cm high



Info Tip:
Plant-for-the-Planet

**STOP TALKING
START PLANTING**

'Plant-for-the-Planet' is a school initiative that helps children around the world to appreciate the importance of trees for our climate. The organisation trains children to be climate ambassadors. As well as celebrities and other companies, NOCH has also taken on sponsorship of a climate ambassador. In addition, we donate a real tree to the organisation with every 100 model trees that are sold from this range! This is how NOCH takes responsibility for the environment and climate. You can support us by buying these products and not just planting trees in your model landscape.

'Stop talking – start planting!'
Thanks to your help, we have already been able to plant over 5,980 trees with the 'Plant-for-the-Planet' campaign. Further information can be found online at: www.plant-for-the-planet.org



H0 TT N Z 25090 Fruit Trees
green, 7 pieces, approx. 8 cm high



H0 TT N Z 25092 Fruit Trees
in blossom, 7 pieces, approx. 8 cm high



H0 TT N Z 25096 Birch Trees
7 pieces, approx. 10 cm high



H0 TT N Z 25098 Poplars
7 pieces, approx. 12 cm high



Thanks to the sizing scale on the packaging, you can easily see how tall the respective tree will be in your gauge.



O HO TT N 25880 Lime Tree
18.5 cm high



O HO TT N 25895 Horse Chestnut Tree
19cm high



O HO TT N 25860 Oak Tree
15 cm high



Classic Tree Assortments


The NOCH Classic Series is the most popular tree series in the NOCH range. The pretty trees are available individually packed, in a practical self-service box. NOCH offers an assortment of deciduous trees and a mixed assortment of deciduous and coniferous trees. Each assortment contains 100 trees.

HO TT 25950 Deciduous Trees
with Tree Bases, 100 pieces

HO TT 25952 Deciduous- and Conifer Trees
with Tree Bases, 100 pieces




Plum Tree, green, 8 cm high




Fruit Tree, green, 8 cm high



Fruit Tree, white blossom, 8 cm high



Fruit Tree, pink blossom, 8 cm high



Apple Tree, 8 cm high



Birch Tree, 10 cm high



Weeping Willow Tree, 8 cm high



Poplar Tree, 12 cm high



Sycamore Tree, 9 cm high



Model Fir Tree, 8 cm high



Model Fir Tree, 10 cm high

Great Quality at an Attractive Price!

Standard Trees

When it comes to 'reforesting' large spaces with attractive trees, Standard Trees ought to be the number one choice. The plastic Deciduous Tree sprues are hand-painted and flocked with specially developed, realistic flock. The Firs are decorated with a special, realistic-looking needle flock.



HO TT 24600 Deciduous Trees
8 pieces, 10 cm - 14 cm high

HO TT 24601 Deciduous Trees
16 pieces, 10 cm - 14 cm high

O HO TT 24602 Deciduous Trees
6 pieces, 14 cm - 18 cm high

HO TT N Z 24603 Deciduous Trees
16 pieces, 4 cm - 10 cm high



HO TT 24620 Mixed Forest
8 pieces, 10 cm - 14 cm high

HO TT 24621 Mixed Forest
16 pieces, 10 cm - 14 cm high

O HO TT 24622 Mixed Forest
6 pieces, 14 cm - 18 cm high

HO TT N Z 24623 Mixed Forest
16 pieces, 4 cm - 10 cm high



HO TT 24640 Fir Trees
8 pieces, 10 cm - 14 cm high

HO TT 24641 Fir Trees
16 pieces, 10 cm - 14 cm high

O HO TT 24642 Fir Trees
6 pieces, 14 cm - 18 cm high

HO TT N Z 24643 Fir Trees
16 pieces, 4 cm - 10 cm high



HO TT 24680 Snowy Fir Trees
8 pieces, 10 cm - 14 cm high

HO TT 24681 Snowy Fir Trees
16 pieces, 10 cm - 14 cm high

O HO TT 24682 Snowy Fir Trees
6 pieces, 14 cm - 18 cm high

HO TT N Z 24683 Snowy Fir Trees
16 pieces, 4 cm - 10 cm high



Standard Trees Assortments

The attractive and reasonably-priced Standard Trees are also available in a self-service box.



HO TT N 25963 Deciduous Trees
Contents: 50 Trees, 8 cm high, 50 Trees, 10 cm high

HO TT N 25964 Deciduous Trees and Conifers
Contents: 25 Deciduous Trees, 8 cm high, 25 Deciduous Trees, 10 cm high
25 Fir Trees, 10 cm high, 25 Fir Trees, 12 cm high



Budget Trees for Great Forests!

Hobby Trees

Best value!

The popular range of NOCH Hobby Trees offers attractive trees at an affordable price. The large packs with up to 50 trees are perfect for realistically foresting dioramas and layouts.



Deciduous Trees

Pack and Economy Pack with 10 or 25 beautifully flocked trees of different heights.

- In various shades of green and in different shapes
- With realistic tree trunks

Deciduous Trees				
Ref.	Description	Height in cm	Qty.	Gauge
26801	Deciduous Trees	5 – 9	25	H0, TT
26901	Deciduous Trees	5 – 9	10	H0, TT
32801	Deciduous Trees	3.5 – 5	25	N, Z
32901	Deciduous Trees	3.5 – 5	10	N, Z



Spring Trees

Pack and Economy Pack with 10 or 25 beautifully flocked trees of different heights.

- In various rich spring colours
- With realistic tree trunks

Spring Trees				
Ref.	Description	Height in cm	Qty.	Gauge
26806	Spring Trees	5 – 9	25	H0, TT
26906	Spring Trees	5 – 9	10	H0, TT



Mixed Forest				
Ref.	Description	Height in cm	Qty.	Gauge
26811	Mixed Forest	5 – 14	25	H0, TT
26911	Mixed Forest	5 – 14	10	H0, TT
32811	Mixed Forest	3.5 – 9	25	N, Z
32911	Mixed Forest	3.5 – 9	10	N, Z

Mixed Forest

Pack and Economy Pack with 10 or 25 beautifully flocked trees of different heights.

- Set of 25 contains 10 deciduous trees and 15 model fir trees
- Set of 10 contains 4 deciduous trees and 6 model fir trees
- With realistic tree trunks or root bases



Model Fir Trees and Fir Trees with planting pin				
Ref.	Description	Height in cm	Qty.	Gauge
26820	Model Fir Trees	5 – 14	25	H0, TT
26821	Model Fir Trees	5 – 14	50	H0, TT
26822	Model Fir Trees, extra high	16 – 19	10	H0, TT
26920	Model Fir Trees	5 – 14	10	H0, TT
32820	Model Fir Trees	3.5 – 9	25	N, Z
32920	Model Fir Trees	3.5 – 9	10	N, Z
26830	Fir Trees with pin	5 – 14	25	H0, TT
26831	Fir Trees with pin	5 – 14	50	H0, TT
26930	Fir Trees with pin	5 – 14	10	H0, TT
32830	Fir Trees with pin	3.5 – 9	25	N, Z

Model Fir Trees & Fir Trees with planting pin

Pack and Economy Pack with 10, 25 or 50 beautifully flocked trees of different heights.

- In various sizes and shapes
- Extra high Model Fir Trees available
- With realistic, irregularly cut branch tips
- Model Fir Trees with realistic root bases
- Fir Trees including planting pin and without root bases





Model Spruce Trees

Pack and Economy Pack with 10, 25 or 50 beautifully flocked trees of different heights.

- In various sizes and shapes
- Extra high model spruce trees available
- With realistic, irregularly cut branch tips
- True-to-life: light green branch tips
- With realistic root bases



Model Spruce Trees				
Ref.	Description	Height in cm	Qty.	Gauge
26825	Model Spruce Trees	5 – 14	25	H0, TT
26826	Model Spruce Trees	5 – 14	50	H0, TT
26827	Model Spruce Trees, extra high	16 – 19	10	H0, TT
26925	Model Spruce Trees	5 – 14	10	H0, TT
32825	Model Spruce Trees	3.5 – 9	25	N, Z
32925	Model Spruce Trees	3.5 – 9	10	N, Z



Snowy Fir Trees

Pack and Economy Pack with 10 or 25 beautifully snow-dusted trees of different heights.

- In various sizes and shapes
- With realistic, irregularly cut branch tips
- Coloured wintery white
- With realistic root bases

Snowy Fir Trees				
Ref.	Description	Height in cm	Qty.	Gauge
26828	Snowy Fir Trees	5 – 14	25	H0, TT
26928	Snowy Fir Trees	5 – 14	10	H0, TT
32828	Snowy Fir Trees	3.5 – 9	25	N, Z

Note: if your model railway winter is only meant to last a few months (like in real life), sieve some NOCH Powdery Snow (ref. 08750) evenly over your landscape. Since NOCH Powdery

Snow is made of a special water-repellent material, it does not clump or stick – and it can be easily removed again with a Hoover (see "Winter" chapter starting on page 166).



Model Hedges

In both rural and urban settings, hedges play a key role in shaping the street scene – in the real world and in the model world. That's why we offer an assortment of realistic Model Hedges with high-grade flocked NOCH Leaf Foliage.

Every pack contains two hedges with a length of 50 cm (total length 100 cm). You can use both sizes (1.5 cm x 0.8 cm and 1 cm x 0.6 cm) for each gauge (H0, TT and N) – depending on the desired hedge height in proportion to the surroundings.

To illustrate these proportions, the hedges below are shown alongside a pair of H0, TT and N lovers.




H0 TT N 21512 Model Hedges
green, 2 pieces
1.5 cm x 0.8 cm
each 50 cm long

H0 TT N 21522 Model Hedges
green, 2 pieces
1 cm x 0.6 cm
each 50 cm long



H0 TT N 21514 Model Hedges
dark green, 2 pieces
1.5 cm x 0.8 cm
each 50 cm long

H0 TT N 21524 Model Hedges
dark green, 2 pieces
1 cm x 0.6 cm
each 50 cm long



Lichen

NOCH Lichen is made of 100 % real Iceland lichen and is therefore a completely natural product. So that it retains its natural springiness for as long as possible, it is pretreated in a special process and then dyed. With its authentic appearance, NOCH Lichen is ideally suited to the true-to-life design of bushes, hedges or ground cover.



08600 Lichen
stone grey, 35 g bag



08610 Lichen
light and dark green assorted, 35 g bag
08621 Lichen
light and dark green assorted, 75 g bag



08630 Lichen
autumn mix, 35 g bag
08620 Lichen
autumn mix, 75 g bag



Laser-Cut – the Future of Model Buildings!

For some years now, production technology has allowed NOCH to create particularly realistic models.

The advantages of NOCH Laser-Cut Buildings:

- Made from high-grade NOCH Laser-Cut cardboard
- Laser-engraved and partially painted and weathered by hand – a new quality standard

- Appropriate adhesive included in every kit (except Laser-Cut minis)
- Environmentally-friendly production: the laser-cut cardboard used by NOCH is manufactured from renewable raw materials, while lasers employ the required energy with utmost efficiency and precision



Buildings

Railway, Industry, Trade – from page 220

- Entire theme worlds can be realised with station buildings and special commercial buildings.

Platforms – from page 224

- For designing realistic platforms.

City, Countryside, Village – from page 226

- Small villages and rural themes can be integrated perfectly into your model landscape.

Small Buildings, Laser-Cut minis – from page 251

- There's always room for Laser-Cut minis in every model landscape.

Structured Hard Foam Castles, Castle Ruins and Buildings – from page 262

- Romantic castles and fascinating ruins.
- Cursed buildings and abandoned places.



'On the Swabian Railway!'

Laser-Cut Kit 'Honau' Station



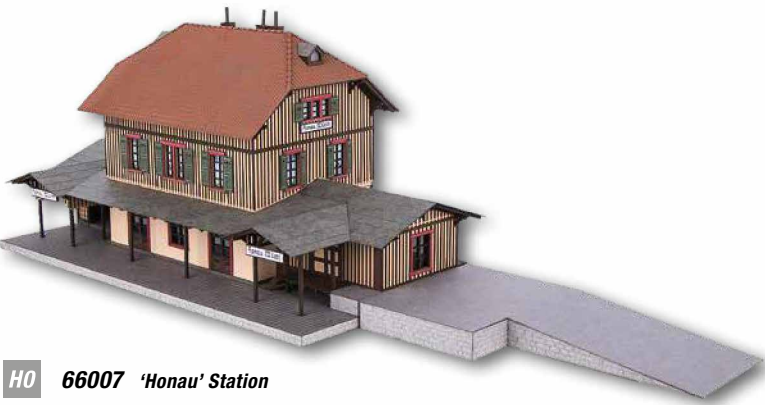
The 'Echazbahn' leads from Reutlingen to Münsingen in Swabia and was completed in 1893. It was the first normal gauge branch line to be opened in the state of Württemberg and simultaneously the last railway project to be given its own name.

'Honau' Station stood at a central point: here, Germany's steepest normal-gauge rack railway with an incline of 100‰ began on its way to Lichtenstein. Mainly, BR 97.5 locomotives were employed. After the Second World War, the route again played an important role in transporting goods until its closure in 1953. Since it was entirely within the French-occupied section of Württemberg, military cargo could be transported along the route to the military training area in Münsingen without having to drive through the American sector. Because of the enormous incline, goods trains, in those days pulled by BR 50, BR 52, BR 57.10 and rarely also BR 93.5 locomotives, had a BR 97.5 rack locomotive coupled to the end that helped push the train.

The 'Honau' reception building, with its two annexes, is architecturally remarkable: the entire station was built in the Swiss chalet style and served as a prototype for the type III and later IIIa Württemberg unit railway station.

The beautiful partial hip roof construction, as well as many of the lovely details on the beams, wood panelling and ledges, were exclusively

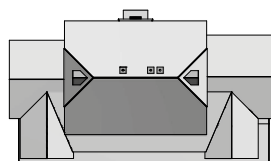
reserved for 'Honau' station and for financial reasons were not implemented in the unit structures later. After the route was closed in the mid-1950s, the building fell into disrepair until Honau Railway Station Supporters' Association (Förderverein Bahnhof Honau e.V.) volunteered to take it on in 2003. Since then, a lot has happened, and the building now shines in all its 'former glory'.



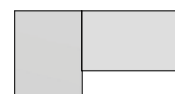
HO 66007 'Honau' Station



Just like the original: the Laser-Cut Kit is modelled on the real thing down to the smallest detail.



Building
28 cm x 16 cm, 15 cm high



Loading ramp
17.5 cm x 9 cm, 1.5 cm high

Note: the kit consists of the main building and separate loading ramp.




Laser-Cut Kit 'Honau' Outhouse



The Outhouse was unfortunately not preserved and

therefore can no longer be found at their original location today. We were given archive photos and plans by Honau Railway Station Supporters' Association when developing this kit.



11 cm x 7 cm, 6.5 cm high



Info Tip: Honau Railway Station Supporters' Association

The members of Honau Railway Station Supporters' Association (Förderverein Bahnhof Honau e.V.) have been working as volunteers to rebuild and maintain the original station building since the Association was founded in 2003. Over time, the 'ruin' has turned into an event location where parties, Christmas markets and many other events take place today.

We would like to express particular thanks to the Association for their help in realising this model, which is why we have donated part of the proceeds to the maintenance of the original.

Further information (in German) on the Association can be found at:
www.bahnhof-honau.de



2018: Model meets original.
Handover of the donation cheque.



HO 66103 'Honau' Outhouse

In cooperation with

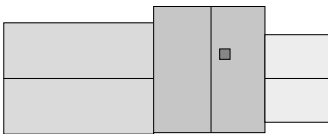
TOPP
MODELL



Laser-Cut Kit Station 'Amtzell'



This wonderful little station is equipped with lots of lovely details. In addition to the main building, the model depicts a small baggage area and goods office as well as a covered waiting area.



HO Gauge: 21.9 cm x 8.6 cm, 8 cm high
 N Gauge: 11.9 cm x 4.7 cm, 4.4 cm high



HO 66001 'Amtzell' Train Stop

N 63001 'Amtzell' Train Stop

Note: all Laser-Cut Kits on this double page come with detailed instructions and suitable Laser-Cut Special Adhesive.



8.4 cm x 4.3 cm
3.3 cm high

Laser-Cut Kit Tool Shed and Workshop



Small workshop building, suitable e.g. for a rolling-stock division, depot or small industrial plant.

H0 66106 Tool Shed and Workshop

Suitable figures (sold separately)



H0 15038 Warehousemen

TT 45038 Warehousemen

N 36038 Warehousemen



H0 15275 Shunters

TT 45275 Shunters

N 36275 Shunters



H0 14815 Auto Workshop

Contents: Gas Bottles, Cart for Gas Bottles, Drum Pump, Hand Carts, Car Jack Bucket, Fire Extinguisher, Watering Can, Tool Kit, Toolboxes, Oil Drums, Oxygen Cylinders, Wheel, Tyres, Sack Barrow, Roll Plate and Car Battery



H0 14825 Waste Containers & Ashcans

Contents: 2 Dustbins, various Rubbish Bins, Bottle Bank, Metal Recycling Bin and Skip



Laser-Cut Kit Universal Platform



Until now, railway modellers were tied to the prefabricated widths and lengths of the available platforms, and altering plastic platforms required a lot of practice. This is much easier with the NOCH Universal Platform. It is made of special laser-cut cardboard, which combines two main features: firstly, it is very stable; secondly, the cardboard can simply be shaped with a craft knife or scissors.

Due to the wide base plate, platforms can also be adapted to the radius of the curve. In order to offer railway modellers with a larger track system a budget economy pack, there is also a set of 3 from NOCH. With the three enclosed Universal Platforms, longer and more varied platforms can be individually created.



H0 66008 Universal Platform
27.1 cm x 8.3 cm, 1.1 cm high



H0 66010 Universal Platform, 3 pieces set
each 27.1 cm x 8.3 cm, 1.1 cm high

N 63010 Universal Platform, 3 pieces set
each 14.8 cm x 4.5 cm, 0.6 cm high



Place track on component
and transfer contour ...



assemble individually
customised components ...



then install the finished
platform in the layout.

Suitable figures (sold separately)



H0 15220 Business Travellers

TT 45220 Business Travellers

N 36220 Business Travellers (9 figures)



H0 15245 Farewell

N 36245 Farewell



The Perfect C-Track Platform!

Platform System for Märklin® C Track made of Structured Hard Foam



With the new platform system made of the well-known NOCH Structured Hard Foam we offer fans of Märklin® C Track a perfect and at the same time very simple method of creating realistic platforms. The platforms are ideal for all railway layouts in eras III and IV.

The system consists of four components:

- Straight Platform, 18 cm long
- Straight Platform with Descending Stairs, 18 cm long
- Straight Platform Ends (2 pieces), each 12 cm long
- Platform End (Right) and Platform End (Left), each 12 cm long



H0 66012 Platform Epoch III – IV
for Märklin® C Track, 18 cm x 3.8 cm wide, 1.5 cm high




H0 66014 Platform Epoch III – IV with Descending Stairs
for Märklin® C Track, 18 cm x 3.8 cm wide, 1 – 1.5 cm high



H0 66018 Platform Epoch III – IV Curved End for radius (R2) 437 mm
each 1 right and 1 left end for Märklin® C Track
each 12 cm long, 3.8 cm wide, tapering off to 2 cm
1.5 cm high, slope down to 0.5 cm



H0 66015 Platform Epoch III – IV, Straight Ends
2 pieces, for Märklin® C Track, each 12 cm x 3.8 cm
1.5 cm high, slope down to 0.5 cm



H0 66020 Platform Epoch III – IV Set (4 pieces)
for Märklin® C Track, consisting of 1 piece platform
1 piece platform with descending stairs, each 1 piece curved
end for radius (R2) 437 mm, left and right,
total dimensions 60 cm x 3.8 cm, 1.5 cm high



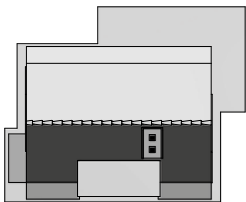
So Much for Unaffordable: We Have the House of Your Dreams!

Laser-Cut Kit Small Residential House



We can achieve what politics cannot: affordable housing! At least in the scales 1:87 and 1:160! We've developed three small, detached houses for 'inexpensive living' in H0 and N gauges.

You can use them to design small suburbs, villages and housing estates entirely according to your own ideas.



*H0 Gauge:
9.9 cm x 12.2 cm, 8.9 cm high
N Gauge:
5.4 cm x 6.6 cm, 4.8 cm high*



H0 66604 *Small Residential House*

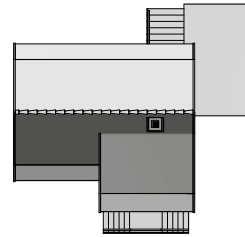
N 63604 *Small Residential House*



Laser-Cut Kit Residential House with Garage



This Residential House can stand in the middle of the metropolitan area between two large cities in a suburb or in a small village. Both the whole family and the car in the garage have their own space here.



HO Gauge:
12.6 cm x 13.2 cm, 9.5 cm high
N Gauge:
6.9 cm x 7.2 cm, 5.2 cm high



HO 66606 Residential House with Garage

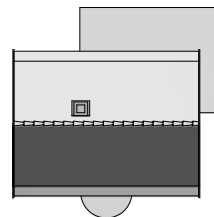
N 63606 Residential House with Garage



Laser-Cut Kit Small Detached House



It isn't much, but it's all mine! This cute house is sure to find a place anywhere. With the Laser-Cut Decoration Set 'In the Garden' (ref. 66805, see page 250), you can create a little green idyll around the house.



HO Gauge:
10.7 cm x 10.7 cm, 8.4 cm high
N Gauge:
5.8 cm x 5.8 cm, 4.6 cm high



HO 66608 Small Detached House

N 63608 Small Detached House



Laser-Cut Kit Romantic Hotel 'Schönblick'

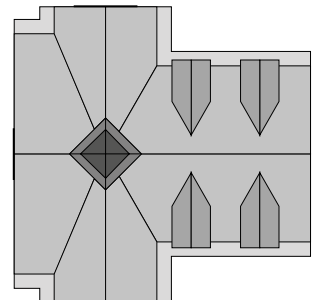


The 'Schönblick' can be installed as a romantic, wellness, sport or holiday hotel. The beautifully designed, timber-framed façade with countless lovely details inspires your dreams. The balconies are slightly larger, so figures can be placed there as guests! There is even space for a table for the late-risers, for instance, to enjoy breakfast. Who wouldn't like to spend a couple of relaxing and peaceful days at the 'Schönblick' Romantic Hotel? Signs and labels are included for decoration.



H0 66407 Romantic Hotel 'Schönblick'

N 63407 Romantic Hotel 'Schönblick'



H0 gauge:
16 cm x 16.1 cm, 21.9 cm high
N gauge:
8.8 cm x 8.8 cm, 12 cm high

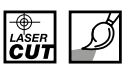
Note: the N gauge kit is only suitable for advanced hobbyists due to its size and detailing.

Note: all Laser-Cut Kits on this double page come with detailed instructions and suitable Laser-Cut Special Adhesive.



A Holiday in the Mountains!

Laser-Cut Kit Guest House 'Edelweiss'



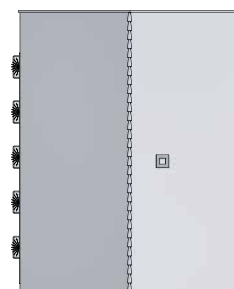
Established in an old farmhouse, the guest house is quite cosy! The building was lovingly restored. Especially pretty is the woodwork on the gables. The colourful shutters, balconies and flower boxes lend the holiday apartments a lot of charm. From here, holidaymakers can go on walks in the mountains or around the lakes or enjoy the day in a beer garden nearby.

The Laser-Cut Kit contains a sheet of stickers to choose from with various national flags and names for the guest house. An advertising sign is included, as well as a flagpole, detailed instructions and special Laser-Cut Adhesive.



H0 66405 Laser-Cut Kit
Guest House 'Edelweiss'
15.7 cm x 13 cm, 9.6 cm high

N 63405 Laser-Cut Kit
Guest House 'Edelweiss'
8.5 cm x 7.1 cm, 5.2 cm high



H0 scale
15.7 cm x 13 cm
9.6 cm high

N scale
8.5 cm x 7.1 cm
5.2 cm high



Laser-Cut Kit
Mountain Restaurant 'Grosser Mythen'



The 'Grosser Mythen' is a 1,898 metre-high mountain in the foothills of the Swiss Alps. Hikers who take the trouble to climb the mountain will be rewarded with a breathtaking panorama, which they can enjoy during a short break at the Mountain Restaurant. The model of the 'Grosser Mythen' Mountain Restaurant is modelled on the original and furnished with filigree laser engraving. A sheet of stickers of various country flags is also included in the kit.



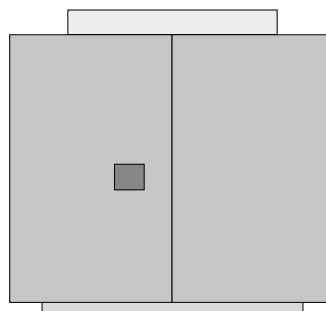
H0 65800 Mountain Restaurant 'Grosser Mythen'

N 63800 Mountain Restaurant 'Grosser Mythen'

Just like the original: the Laser-Cut Kit is modelled on the real thing down to the smallest detail.



2016: Model meets original



H0 gauge:
 11.5 cm x 10.8 cm
 7.8 cm high

N gauge:
 6.3 cm x 5.9 cm
 4.3 cm high

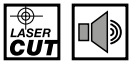
Note: all Laser-Cut Kits on this double page come with detailed instructions and suitable Laser-Cut Special Adhesive.



Video clip

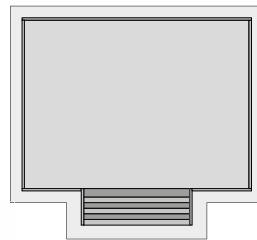


Laser-Cut Kit Event Stage with micro-sound Brass Band



It's all dancing, singing and celebrating here: the small wooden stage is the focus of every village or city festival! The Band plays an excerpt of approx. 20 seconds from Strauss 'Radetzky March', which is reproduced via a small loudspeaker built into the model. The piece of music is stored on the electronic

chip. The complete electronics, including loudspeaker, are ready to be connected. The connection is made via a standard 16 V model railway transformer. Suitable for AC and DC power connection. Includes 'Music Band' Figures Set (ref. 15580).



9 cm x 8.3 cm, 2.6 cm high




H0 66826 Event Stage with micro-sound Brass Band



Laser-Cut Kit Wooden Barn



Small barn for storing agricultural and forestry equipment. Kit partially hand-painted and aged; includes a sheet of Laser-Cut minis 'Virginia Creeper'.



9 cm x 6 cm
5.6 cm high

Suitable figures (sold separately)



HO 15629 Farmers



HO 16750 Two Wheel Tractor



HO 66711 Wooden Barn

Note: all Laser-Cut Kits on this double page come with detailed instructions and suitable Laser-Cut Special Adhesive.

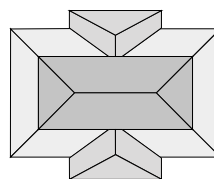


H0 66801 Orangerie

Laser-Cut Kit Orangerie



The filigree construction of this tropical house is a real masterpiece of laser-cut art. Enjoy the glimpse inside! Great design options are on offer amongst the NOCH Laser-Cut minis and Ornamental Plants, which can be found in the NOCH range (e.g. Ornamental Plants in Flower Tubs, ref. 14020).



14.4 cm x 11.6 cm
8.1 cm high

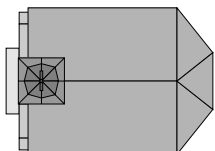


Laser-Cut Kit Chapel 'St John of Nepomuk'



The small yet stylishly detailed 'St John of Nepomuk' Chapel still finds a place for itself anywhere: whether in a small village or on the edge of a hiking trail in the mountains.

This beautiful little church always cuts a fine figure!



H0 gauge: 6.4 cm x 4.5 cm
9.6 cm high (without cross)

N gauge: 3.5 cm x 2.5 cm
5.3 cm high (without cross)



H0 63903 Chapel 'St John of Nepomuk'

N 63903 Chapel 'St John of Nepomuk'



Video-Clip

Bell Ringing!



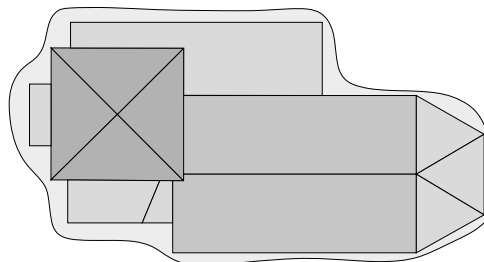

Laser-Cut Kit Church 'St George' with micro-sound Bell Ringing



The beautiful 'St George' Church is characterised by its playful architecture, beautiful timber frame, and lovingly-made details. The model is purposely

designed to be small in size as a village church or an isolated building in a rural setting. The bell ringing is stored on the electronic chip (running time approx. 20 seconds). The whole sound electronic device, including a loudspeaker, is ready to be connected. Connection is made via a standard 16 V model railway transformer.

Suitable for AC and DC power connection.



H0 gauge:
16.4 cm x 8.8 cm
25.2 cm high
(without cross)

N gauge:
9 cm x 4.8 cm
13.7 cm high
(without cross)

H0 66906 Church 'St George' with micro-sound Bell Ringing

N 63906 Church 'St George' with micro-sound Bell Ringing



An Ornament for Any Square!

City Fountain



Fountains can be found in virtually every village and market square and create a unique atmosphere. Whether it's a village fête, a market or gastronomy, village life mostly revolves around the central fountain.

The City Fountain for H0 gauge is a particularly attractive object. The fountain has a footprint of 10 cm x 10 cm and is 7.5 cm high including the statue.

The statue on the fountain represents a Valkyrie and is 3.5 cm high. Valkyries originate from Norse mythology and can often be found as statues or fountain figures.

The fountain itself is made of the well-known NOCH Structured Hard Foam. The statue is created using a 3D printing process. Both the fountain and the Valkyrie are elaborately handcoloured.




H0 66455 City Fountain
10 cm wide, 10 cm deep, overall 7.5 cm high
(height of Valkyrie 3.5 cm)



Craft Tip: **How water gets into the fountain**

If you want to make your model even more realistic, you can bring the fountain to life with 'water' by using NOCH 2K Water Gel (ref. 60870) and NOCH Aqua Effects (ref. 60872).

Ideal 'carriers' for splashing water can be cut out of a transparent sheet (e.g. plastic packing material).



Glue the thin strips in the water outlets.



Then pour NOCH 2K Water Gel into the basin of the fountain.



Once hardened, NOCH Aqua Effects is dabbed onto the surface and the strips.



The final details are added with NOCH Foam & Spume (ref. 60862).



NOCH's Next Top Model!

Fashion Shop with micro-motion Fashion Show

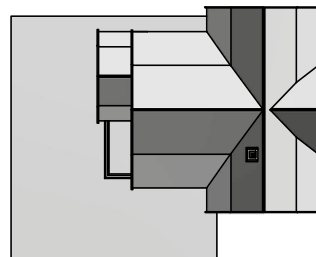


The local traditional fashion boutique presents the latest collections at the market square of our small town. The models first do their rounds in intoxicating evening wear and then present breathtaking lingerie.

The Fashion Boutique is designed as a laser-cut kit. Thanks to the underfloor drive, up to four model figures move simultaneously through the building and past the enthusiastic audience beforehand. The figures are simply placed on the catwalk and are held in place by an integrated magnet. Four more figures without magnets are included in the model kit and can be used as desired to design and decorate the scenery.

The model is limited to 1000 copies. A numbered certificate, detailed instructions and special Laser-Cut Adhesive are included.





20.0 cm x 16.1 cm, 13.7 cm high
(31 cm high with drive)

HO 66501 Fashion Shop with micro-motion Fashion Show

Contents:

Laser-Cut Kit Fashion Boutique

8 exclusive Figures, 4 of them equipped with magnets

Micro-motion drive

Numbered certificate

Detailed instructions

Special Laser-Cut Adhesive



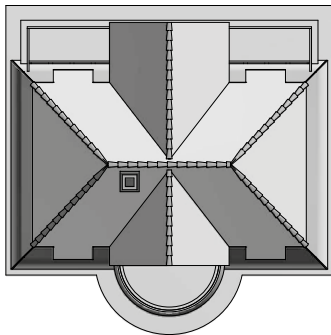
Very Hot Stuff!

Burning Brothel with micro-sound and Light Effects



In the heat of the moment, something must have got too hot: a fire has broken out in the brothel! And it's really putting both the girls and their guests off their stride. Everyone runs out of the burning building in a panic; some have clearly not even been able to save their clothes. Fortunately, nobody in our ideal model world is injured, and everyone gets over the shock and perhaps even comes away from it with a smile. LEDs with light effect control, which imitate the flickering of the fire, are built into the beautiful villa. The kit also contains a sound chip with the ladies' flustered screams. Some cotton wool will provide for thick clouds of smoke!

The model is limited to 1,000 pieces. Includes a numbered certificate, detailed instructions and special Laser-Cut Adhesive.



15.5 cm x 15.4 cm, 11.4 cm high
(13.7 cm high with sound module)



HO 66507 Burning Brothel

- Contents: Laser-Cut Kit Burning Brothel
- 6 exclusive Figures
- Light effect electronics with 4 LEDs
- Sound module and loudspeaker
- Numbered certificate
- Detailed instructions
- Special Laser-Cut Adhesive





Video clip



Matching Accessories (sold separately):



HO 15957 *Sexy Ladies*



HO 15959 *Ladies of the Night*

On page 290, you'll find the Voyeurs, which are also suited to this kit.



'In vino veritas' – In Wine there is Truth

Laser-Cut Kit Winery 'Hauser-Bühler'



The 'ideal world' in a model: what is more suiting than a winery? The grapes ripen in a prime location on the vines; the winegrower carefully controls them and knows each variety. This produces high-quality wine. Completely natural and 'organic' – without any additives. The end of the workday can be spent in the wine bar. Here, all is well in the world. The Vineyard consists of a main building and a servants' house. 24 Vines as well as the Figures Set 'Winegrowers' (ref. 15614, only in the HO kit) are included in the kit for decorating the vineyard. It also contains a detailed instruction and suitable Laser-Cut Special Adhesive.

HO 66712 Winery 'Hauser-Bühler'
Main Building with Servants' House

N 63712 Winery 'Hauser-Bühler'
Main Building with Servants' House



The original is located at the Kaiserstuhl



24 Vines are included



Figures Set 'Winegrowers' included (only with ref. 66712).

Internationally awarded:

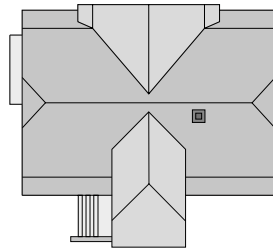
The Laser-Cut Model Winery 'Hauser-Bühler' convinced the readers of the VGB magazines MIBA, Eisenbahn Journal, Modelleisenbahner and Züge, who awarded it the 'Golden Track' in 2015. The readers of the French magazine Le Train also awarded the 'Rail d'Or' to the HO model in 2015 and the N model in 2016.



Info Tip: Designing a vineyard

Designing a pretty vineyard simply turns out very well with NOCH Vines (see page 204). In addition, some Laser-Cut minis are matching the vineyard. These can be found on pages 256 to 260 in particular. For Mediterranean vineyards, Olive Trees are ideal. You can find them on page 205.





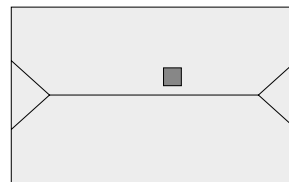
H0 gauge: 14.8 cm x 13.7 cm
13 cm high
N gauge: 8.1 cm x 7.5 cm
7.1 cm high

Main Building

The model is a reproduction of the Winery 'Hauser-Bühler' located in Bickensohl in the Kaiserstuhl region (wine-producing state of Baden-Württemberg). The main building houses processing and storerooms for the wine, as well as residential rooms and a small wine bar. The inn offers not only homemade wines but also dishes to complement them. The beautiful timber-framed building fits perfectly within rural surroundings.

Servants' House

Servants' houses are often found on large farms. In the old days, maids and servants would sleep in the buildings.



H0 gauge: 11.5 cm x 6.9 cm
7.2 cm high
N gauge: 6.3 cm x 3.8 cm
3.9 cm high





There's a Lot Happening on This Farm!

Laser-Cut Kit Farm



Who doesn't look back fondly on the good old days as a child when every farm seemed like a huge adventure playground? The many animals, the work in the fields, big tractors and machines: all of that is as fascinating today as it was then.

Gates in an open or closed position can be represented on the farm model. The access ramp can also be left out, which reduces the footprint of the model and also allows it to be placed in smaller dioramas.

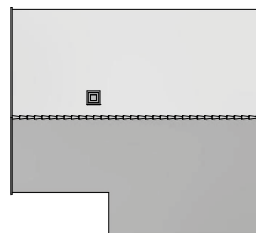
The kit is made of multicoloured laser cardboard sheets. Small accessories such as bird boxes or a crucifix complement the kit. Wonderful details can be depicted in this way.

The Laser-Cut Kit comes with detailed instructions and suitable special Laser-Cut Adhesive.



HO 66714 Farm
26.6 cm x 15.6 cm
8.2 cm high

N 63714 Farm
14.5 cm x 8.5 cm
4.5 cm high



Farm
HO scale: 17.3 cm x 15.6 cm, 8.2 cm high
N scale: 9.4 cm x 8.5 cm, 4.5 cm high



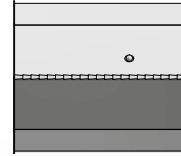
Access Ramp
HO scale: 10.6 cm x 4.2 cm, 4.2 cm high
N scale: 5.8 cm x 2.3 cm, 2.3 cm high



Laser-Cut Kit Agricultural Outbuilding



As well as a large main building, farms used to have smaller outbuildings. Is this where farmhands and maids slept in former times, where animals were kept or hay was brought in? We don't know, write your own story and recreate your own good old days! The Laser-Cut Kit comes with detailed instructions and suitable special Laser-Cut Adhesive.



10.1 cm x 8.7 cm
6.5 cm high




HO 66715 Agricultural Outbuilding

Laser-Cut Kit Shed



Sheds are found on many larger farms. Usually, they were erected close to the property boundary and used to store carriages, trailers, tractors and agricultural equipment. The model boasts a large, double-leaf gate at the rear. Work equipment can be driven through it straight onto an adjacent field. The Laser-Cut Kit comes with detailed instructions and suitable special Laser-Cut Adhesive.



10.9 cm x 6.7 cm, 6.4 cm high



HO 66716 Shed



Video clip

Happiness on Earth Is on the Back of a Horse!

micro-motion Riding Arena with Horseboxes



We bring movement to your model landscape with this pretty lunge pen.

In the riding arena, the horse is lunged in a circle by the riding instructor while the rider can concentrate fully on her interaction with the animal.

The horse is moved technically by an underfloor drive with a magnet. The speed can be adjusted using the enclosed power supply with controller.

The enclosed sound module with loudspeaker provides the absolute star attraction: while the horse is being lunged, the sound of horse neighing and a hoofbeat can be heard.

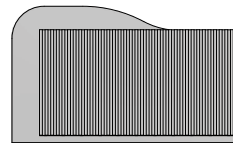
A wonderful theme that brings life to rural model landscapes and not only fits perfectly with our farm ensemble!

The Laser-Cut Kit comes with detailed instructions and suitable special Laser-Cut Adhesive.

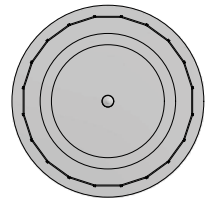
On the previous two pages, you'll find other suitable buildings if you'd like to construct a whole farm ensemble.



HO 66717 micro-motion Riding Arena with Horseboxes
 Contents: micro-motion Riding Arena with 1 Horse and Rider
 1 Riding Instructor, sound module including connected loudspeaker with horse neighing and hoofbeat
 Power supply with speed control
 Laser-Cut Kit Horseboxes
 Special Laser-Cut Adhesive
 Detailed instruction



Horseboxes
 14.1 cm x 8.5 cm, 3.8 cm high



Riding Arena
 17 cm x 17 cm, 2.3 cm high

Matching Accessories (sold separately):



HO 15632 Horse Care



HO 13040 Field Fence
 13 pieces, 1.3 cm high
 in total approx. 100 cm long



HO 15761 Horses

Get Started with these Essentials!

Laser-Cut Scenery Sets

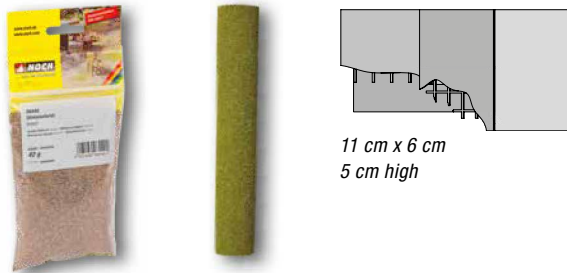
LASER CUT Everything you need to get started right away is included in these themed sets. Starting with the Laser-Cut Kit, through to the suitable figures and finishing with decorating materials, everything you need to create a nice little scene is here. Even the right glue is included in the set. The crafting fun can start immediately.



8.9 cm x 4.5 cm
4.3 cm high



H0 65606 Scenery Set 'Forest Lodge'
Contents: Laser-Cut Kit 'Forest Lodge'
Figures Set 'Hunters and Lumberjacks' (ref. 15060, 6 figures)
Scatter Grass 'Forest Floor' (ref. 08350)
2x Woodpiles, Laser-Cut minis 'Stinging Nettles'



11 cm x 6 cm
5 cm high



H0 65620 Scenery Set 'Christmas Manger'
Contents: Laser-Cut Kit 'Christmas Manger',
11 cm x 6 cm, 5 cm high
Figures Set 'Manger Figures' (ref. 15922, 11 figures)
Scatter Material brown, 42 g (ref. 08440)
Gravel Mat, beige (ref. 00090)
20 Grass Tufts, green
Mini Grass Mats, green, 28 cm x 22 cm



Everything you need to design the whole theme is inside!



...Just like the original: the real thing is in Überlingen on Lake Constance.

What Could Be Nicer Than a Hiking Trip?

Scenery Set 'Hiking Trip to the Witch's House'



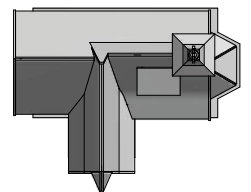
It's the weekend, so you're finally free, and even the weather is playing along! Clearly, the whole family is drawn to going on a hiking trip in the fresh air.

A special destination for the excursion is the 'Witch's House'. This little forest hut is located in a beautiful local recreation area which invites you to rest and recharge your batteries in the forest. By the way, the model for the little hut is in Überlingen on Lake Constance.




HO 65617 Scenery Set 'Hiking Trip to the Witch's House'

- Contents:
- 1 Laser-Cut Kit 'Witch's House'
 - 1 Bench, 1 Wayside Shrine
 - 1 Signpost, 1 Hiking Map
 - 1 Figures Set 'Wanderers' (ref. 15870)
 - 42 g Scatter Material, brown (ref. 08440)
 - 20 Grass Tufts
 - Special Laser-Cut Adhesive



HO gauge:
5.9 cm x 4.8 cm, 8.3 cm high



The 'minis' – Even Better in a Set!



We have put together the most successful Laser-Cut minis for you in a thematically fitting manner. This means that you'll have everything you need to design a small scene with special details

and even save money in comparison to purchasing the items separately. And that's not all: we even throw in some suitable glue, included in every set for free!



HO 66805 Laser-Cut Decoration Set 'In the Garden'
Contents: 1 Green House (ref. 14357)
2 Cold Frames (ref. 14358)
1 Pergola



HO 66806 Laser-Cut Decoration Set 'In the Forest'
Contents: 1 Forest Lodge (ref. 14342)
1 Raised Hide (ref. 14341)
1 Cratch (ref. 14343)



HO 66811 Laser-Cut Decoration Set 'Along the Tracks'
Contents: 1 Wooden Plank Crossing (ref. 14305)
1 Signal Box (ref. 14306)
20 Milestones (ref. 14300)





Laser-Cut minis Kits

By now, the Laser-Cut minis from NOCH have become a 'little institution'. The Kits have been very varied in recent years and many new ideas from our enthusiastic customers have reached us. We are therefore constantly expanding our range with new Laser-Cut minis for H0, TT and N gauges. The kits are available for a low price, and they will surely find a place on every model railway layout.

Just let yourself be inspired by our wide range of subjects!

More Laser-Cut minis can be found in this catalogue, starting from page 157.


Railway, Industry, Trade



H0 14202 Cable Rolls
3 pieces
diameter 1.8 cm / 1.5 cm / 1.2 cm

TT 14438 Cable Rolls
3 pieces
diameter 1.3 cm / 1.1 cm / 0.9 cm

N 14638 Cable Rolls
3 pieces
diameter 1.1 cm / 0.9 cm / 0.7 cm



H0 14203 Industrial Shelves
6 Shelves, each 2 Shelves à
1.4 cm x 0.7 cm, 2.1 cm high
2.7 cm x 0.7 cm, 2.1 cm high
1.4 cm x 0.7 cm, 1.5 cm high




H0 14214 Piles of Planks
8 Piles with Wooden Planks
each 2 Piles of 2.5 cm x 0.8 cm
2.5 cm x 1.3 cm, 4 cm x 0.8 cm
4 cm x 1.3 cm


N 14628 Piles of Planks
8 Piles with Wooden Planks
each 2 Piles of 1.4 cm x 0.8 cm
1.4 cm x 1.3 cm, 2.2 cm x 0.8 cm
2.2 cm x 1.3 cm



H0 14300 Milestones
20 milestones in 100 metre steps.
Milestones can be mainly found along non-electrified branch lines. The upper number informs the engine driver about the track section and the lower one about the 100 metre mark. Mileage allocation randomly selected in the package.



H0 14303 St Andrew's Crosses
8 pieces



H0 14304 Level Crossing
11.8 cm x 4 cm

TT 14422 Level Crossing
8.6 cm x 2.9 cm

N 14622 Level Crossing
6.5 cm x 2.2 cm



HO 14306 Signal Box
1.7 cm x 1.7 cm, 2.9 cm high




HO 14308 Small Track House
6.1 cm x 4.5 cm, 5.7 cm high

N 14640 Small Track House
3.3 cm x 2.4 cm, 2.5 cm high



HO 14309 Cable Hut 'Gotthard Railway'
5.1 cm x 2.9 cm
4 cm high

The Gotthard Line in Switzerland is probably one of the most famous railway lines in the world. It goes through Switzerland from north to south, from Lucerne to Chiasso, and over the Gotthard Pass. In 1920 – more than 100 years ago – they began to electrify the line so that famous locos such as the 'Crocodile' and the 4/4 could operate later. These typical little cable huts were erected along the line.




HO 14305 Wooden Plank Crossing
5.6 cm x 8 cm

TT 14424 Wooden Plank Crossing
4.1 cm x 5.8 cm

N 14624 Wooden Plank Crossing
3 cm x 4.4 cm

Note: each supplied without St Andrew's cross and crossing barrier.



HO 14307 Railway Gates with St Andrew's Crosses
2 Gates, each 6 cm long
4 Diagonal Crosses



HO 14311 Luggage Cart
2 pieces
3.2 cm x 1.4 cm
1.4 cm high



HO 14312 Underpass
4.6 cm x 2.8 cm, 2.6 cm high
3 cm mounting depth

TT 14412 Underpass
3.3 cm x 1.8 cm, 2.6 cm high
2.2 cm mounting depth

N 14612 Underpass
2.5 cm x 1.5 cm, 1.4 cm high
1.6 cm mounting depth



HO 14354 Corrugated Shed
5.3 cm x 3.8 cm
3.5 cm high



HO 14314 Transformer Stations
2 pieces
2.6 cm x 2.6 cm, 2.8 cm high
3.8 cm x 2.8 cm, 3 cm high

TT 14439 Transformer Stations
2 pieces
1.9 cm x 1.9 cm, 2 cm high
2.8 cm x 2.0 cm, 2.2 cm high

N 14639 Transformer Stations
2 pieces
1.4 cm x 1.4 cm, 1.5 cm high
2 cm x 1.5 cm, 1.7 cm high

Hard Foam Signal Base and Signal Niche



Masoned Hard Foam Signal Base and Signal Niche.
Suitable for signals with underfloor compact drive.



Applications: railway embankment, individually adjustable for sloped areas.

H0 58304 Signal Base, small

2 pieces, 5 cm x 3.7 cm, 3 cm high
size of installation surface:
3.3 cm x 3.1 cm



Applications:

ascending terrain next to the track.
Angle of gradient individually adjustable.

H0 58306 Signal Niche

2 pieces, 5 cm x 4 cm, 3 cm high
size of installation surface:
3.8 cm x 3.4 cm



Roads and Paths



H0 14388 Traffic Island Set

Contents:

26 pieces with 5 Tubular Posts and 49 Signs, 0.2 cm high

1 x Roundabout: 5.3 cm x 5.3 cm

12 x Semicircles: 2.3 cm x 1.4 cm

2 x Dividing Bands long: 2.3 cm x 5.8 cm

3 x Dividing Bands short: 2.3 cm x 4.6 cm

8 x Half Dividing Bands: 2.3 cm x 2.3 cm

N 14690 Traffic Island Set

Contents:

26 pieces (without Tubular Posts and Signs), 0.1 cm high


1 x Roundabout: 2.9 cm x 2.9 cm

12 x Semicircles: 1.3 cm x 0.8 cm

2 x Dividing Bands long: 1.3 cm x 3.2 cm

3 x Dividing Bands short: 1.3 cm x 2.5 cm

8 x Half Dividing Bands: 1.3 cm x 1.3 cm




H0 14218 Drain Covers and Gully

25 pieces



H0 14219 Kerbs

16 pieces, total length 200 cm



H0 14301 Concrete Grid Plates

15 pieces, each 1.6 cm x 1.2 cm

21 pieces, each 1.2 cm x 1.2 cm

each 0.8 cm high

N 14621 Concrete Grid Plates

15 pieces, each 0.9 cm x 0.6 cm

21 pieces, each 0.6 cm x 0.6 cm

each 0.8 cm high



H0 14387 Traffic Signs Set
 Contents: 252 Traffic Signs
 with 30 Tubular Posts

Village and City



H0 14368 Play Equipment
 3 pieces
 Roundabout: 2.2 cm x 2.2 cm
 1.1 cm high
 Seesaw: 4.2 cm x 6 cm, 1.5 cm high
 Swing: 2.1 cm x 0.2 cm, 2.3 cm high



H0 14370 Winepress
 6.2 cm x 6 cm
 6.3 cm high



H0 14371 Pavilion
 5.7 cm x 5.8 cm, 5.3 cm high



HO 14211 Gravestones
10 pieces

N 14611 Gravestones
10 pieces



HO 14217 Advertising Columns & Billboards
3 advertising columns and
3 advertising panels
2.2 cm x 2.2 cm, 3.9 cm high
2.2 cm x 2.2 cm, 4.6 cm high
2.2 cm x 2.2 cm, 3.7 cm high
3.6 cm x 1.2 cm, 2.9 cm high
5.0 cm x 1.0 cm, 5.4 cm high
3.4 cm x 0.4 cm, 1.7 cm high

N 14669 Advertising Columns & Billboards
3 advertising columns and
3 advertising panels
1.2 cm x 1.2 cm, 2.1 cm high
1.2 cm x 1.2 cm, 2.5 cm high
1.2 cm x 1.2 cm, 2.0 cm high
2.0 cm x 0.7 cm, 1.6 cm high
2.7 cm x 0.5 cm, 2.9 cm high
2.0 cm x 0.2 cm, 1.0 cm high



HO 14233 Railing
approx. 31 cm long
1.3 cm high



HO 14236 Coping Stones
5 pieces made of structured hard foam
9.8 cm x 1 cm, 0.4 cm high



HO 14336 Village Chapel
4.2 cm x 3.6 cm
8.1 cm high

N 14687 Village Chapel
2.3 cm x 2 cm
4.5 cm high



HO 14263 Event Pavilion
9.2 cm x 4.5 cm, 3.6 cm high



HO 14319 Prefab Garages
2 pieces
6.9 cm x 3.5 cm, 3.0 cm high



HO 14320 Kiosk
5.4 cm x 5.4 cm, 4.2 cm high

N 14677 Prefab Garages
2 pieces
3.8 cm x 2.0 cm, 1.6 cm high



HO 14367 Adventure Playground
11 cm x 3.7 cm
4.5 cm high



HO 14390 Bus Stop
6.8 cm x 2.8 cm, 3.3 cm high



HO 14378 Chicken Shed
5.5 cm x 4.0 cm, 3.5 cm high

Note: the Adventure Playground is a very delicate modelling kit for advanced hobbyists.



HO 14379 Cattle Shelter
6.2 cm x 4.2 cm, 3.0 cm high

TT 14479 Cattle Shelter
4.5 cm x 3.1 cm, 2.2 cm high

N 14679 Cattle Shelter
3.5 cm x 2.4 cm, 1.8 cm high



HO 14396 Mobile Food Stalls
2 pieces
7.2 cm x 4.1 cm, 3.2 cm high
5.6 cm x 3.7 cm, 3.5 cm high



HO 14397 Sauna with View
(without figures)
8.9 cm x 4.3 cm, 3.5 cm high

Water



H0 14222 **Small Footbridge**
6 cm x 2.2 cm
1.3 cm high

N 14620 **Small Footbridge**
3.3 cm x 1.2 cm
0.8 cm high



H0 14223 **Footbridge**
9.5 cm x 1.8 cm
max. 3 cm high



H0 14224 **House Boat**
8 cm x 3.4 cm
3 cm high



H0 14260 **Beach Bar**
7.6 cm x 5 cm
4.9 cm high



H0 14262 **Fisherman's Hut**
8.0 cm x 3.7 cm, 5.4 cm high

N 14691 **Fisherman's Hut**
4.4 cm x 2.0 cm, 3.0 cm high



H0 14372 **Covered Pedestrian Bridge**
7.9 cm x 3.5 cm, 3.9 cm high

Garden



HO 14025 Cold Frames with Lettuce
 1 piece, 4 cm x 1.6 cm
 1 piece, 2.6 cm x 1.6 cm



HO 14230 Timber Fence
 42 cm
 1.5 cm high



HO 14347 Bee House
 4.9 cm x 4.9 cm, 3.6 cm high



HO 14357 Green House
 4.2 cm x 2.4 cm
 2.6 cm high



HO 14358 Cold Frames
 2 pieces
 4 and 2.6 cm x 1.6 cm
 1 cm high



HO 14359 Outhouse
 2 pieces, 1.4 cm x 1.5 cm, 2.7 cm high
N 14636 Outhouse
 2 pieces, 0.8 cm x 0.9 cm, 1.5 cm high



HO 14361 Garden Plot Shed
 5.4 cm x 5.2 cm
 3.3 cm high

TT 14435 Garden Plot Shed
 3.9 cm x 3.8 cm
 2.4 cm high

N 14635 Garden Plot Shed
 2.9 cm x 2.8 cm
 1.8 cm high



HO 14377 Henmobile
 6.0 cm x 4.3 cm, 2.9 cm high

Forest, Meadow and Mountains



HO 14338 Refuge
'Babenstuber Hut'
 4.6 cm x 3.7 cm
 3.2 cm high



... Just like the original: the 'Babenstuber Hut' acts as emergency shelter for mountaineers below the summit of the Ellmauer Halt in the Wilder Kaiser mountains. The model can, however, also be used as a refuge or barbecue hut. Incidentally, we have spared no effort and surveyed the original on site at 2,300 metres altitude.



HO 14341 Raised Hide
 3 cm x 3 cm, 5.4 cm high

TT 14433 Raised Hide
 2.1 cm x 2.3 cm, 4 cm high

N 14633 Raised Hide
 1.6 cm x 2.1 cm, 3 cm high



HO 14342 Forest Lodge
 6.5 cm x 5.1 cm, 4 cm high

TT 14434 Forest Lodge
 4.7 cm x 3.7 cm, 2.8 cm high

N 14634 Forest Lodge
 3.5 cm x 2.8 cm, 2.2 cm high



TT 14366 Resting Place
 1 Bench with Roof 2.6 cm x 2.8 cm
 2.7 cm high, 1 Bench without Roof
 2.4 cm x 1.6 cm, 0.7 cm high

N 14674 Resting Place
 1 Bench with Roof 2 cm x 2.1 cm,
 2 cm high, 1 Bench without Roof
 1.8 cm x 1.2 cm, 0.5 cm high



HO 14339 Mountain Shelter
 6.5 cm x 6 cm
 4.2 cm high



HO 14343 Cratch
 2 pieces
 2.8 cm x 1.4 cm, 2.4 cm high

Christmas Laser-Cut minis Kits



HO **14391** **Christmas Market Entry Arch**
7.6 cm x 1 cm,
approx. 7.9 cm high



N **14681** **Christmas Market Entry Arch**
4.3 cm x 0.6 cm, 4.5 high



HO **14392** **Christmas Market Stall**
8 cm x 5 cm, 3.5 cm high

TT **14482** **Christmas Market Stall**
6 cm x 4 cm, 3 cm high

N **14682** **Christmas Market Stall**
4.5 cm x 3 cm, 2 cm high



HO **14393** **Mulled Wine Stall**
5 cm x 5 cm, 4 cm high

TT **14483** **Mulled Wine Stall**
4 cm x 4 cm, 3 cm high

N **14683** **Mulled Wine Stall**
3 cm x 3 cm, 2.5 cm high



HO **14394** **Christmas Market Manger with Figures in Wood Look**
7.5 cm x 3.5 cm, 3.5 cm high
incl. 8 Figures



HO **14395** **Christmas Market Pyramid**
4.5 cm x 4.5 cm, 9 cm high



Info Tip:
Laser-Cut Adhesive –
easy to apply in exact doses

NOCH Laser-Cut Adhesive is perfect for building high-grade model Laser-Cut Kits. The adhesive is very easy to apply in exact doses thanks to its tip. Even the smallest parts can therefore be stuck together cleanly. When glueing larger surfaces together. It is recommended that the adhesive is spread with a paintbrush. Its special formula ensures a strong, long-lasting bond.




61104 **Laser-Cut Adhesive**
30g

Fascinatingly Realistic!

Structured Hard Foam Castle Ruins



NOCH Castle Ruins are true eye-catchers in every model landscape! Castle towers, derelict fortifications, castle courtyards: all mediaeval walls in the NOCH range are absolutely realistic.



G

1

0

HO

TT

N

Z


Super realistic!



H0 TT **58600 Castle Ruin**
18 cm x 14 cm, 12 cm high



H0 **58605 Castle Ruin**
20 cm x 16.3 cm, 16.5 cm high



Combination option: ref. 58600 and 58605 Castle Ruins can be made into a large castle.

In cooperation with:

Modellbau Luft



HO **58611** **Chapel Ruin**
10.5 cm x 6.7 cm, 6.7 cm high



HO **TT** **N** **58609** **Castle Ruin**
15.5 cm x 10 cm, 12 cm high



HO **TT** **N** **58602** **Castle Ruin**
16 cm x 13 cm, 10 cm high



Background Info:



Anyone who thinks of plaster models thinks of Modellbau Luft. Manfred Luft is an artist with plaster, who always provides high-quality models with gusto. For 28 years, his studio has been producing small buildings series, custom-made models and master patterns for companies and end consumers. Crooked huts, old cottages, decaying castles and stalactite caves are mainly crafted by hand.

By now, there are seven models in the NOCH range that bear his hallmark: three Castle Ruins (refs. 58600, 58605 and 58609) as well as 'special sceneries' (Roman Baths Excavation, ref. 58615, T-Rex Dinosaur Excavation, ref. 58614, Burial Mound, ref. 58616, Car Graveyard, ref. 58617)

In cooperation with:

Modellbau Luft



Cemetery made of Structured Hard Foam



The cemeteries are real eyecatchers for your model landscape. The very realistic and lightweight models from structured hard

foam are extremely robust and can be easily reworked with a craft knife or a fine saw.



N 58612 Cemetery
16.5 cm x 11.5 cm, 4.0 cm high



H0 58613 Cemetery
19 cm x 13.5 cm, 9 cm high

In cooperation with:
Modellbau Luft

The Relics of the Past

Special Scenes made of Structured Hard Foam



The esteemed plaster modelling artist Manfred Luft has lent a hand again and created some 'relics of the past'. The Burial Mound from the dim and distant past will be particularly fascinating for hobby archaeologists and researchers. The Car Graveyard, however, is sure to send a cold shiver down the spine of any classic car

fan. When placed correctly in the model landscape, though, it will be an absolute eyecatcher! We are also pleased that we were able to realise two of his classics with the two excavation scenes. The finished models are made of NOCH hard foam, painted, and can be installed as they are.



HO TT N 58615 Roman Baths Excavation
15.4 cm x 11.2 cm, 1.6 cm high



HO TT N 58614 T-Rex Excavation
13.5 cm x 6.8 cm, 1.6 cm high





HO TT N 58616 Burial Mound
13.5 cm x 9 cm, 3.5 cm high



HO TT N 58617 Car Graveyard
15 cm x 11.5 cm, 8.5 cm high

In cooperation with:

Modellbau Luft



Nature Reclaims Itself!


Abandoned Places made of NOCH Hard Foam with 3D Printed Parts and Premium Trees



We are always fascinated by nature. Especially when it reclaims places we humans have laid claim to ourselves. So-called 'lost places' have long since become an attraction. This showdown between man and nature fascinates us. Deep down, we know that nature always wins in the end, and will also outlast us humans.

The sets in the 'Abandoned Places' series each consist of a finished model made of NOCH Hard Foam, one or two handmade twisted wire trees and high-quality painted and 3D-printed accessories. You can arrange the compilations according to your setup requirements.

The models designed in this way are highlights for every model landscape and attract everyone's attention.




Dimensions:
 Fountain H0: 16.5 cm x 12 cm, 7.5 cm high
 height of statue 4 cm
 Fountain TT: 12.8 cm x 9.3 cm, 5.5 cm high
 height of statue 2.8 cm
 Fountain N: 9.7 cm x 7.1 cm, 3.7 cm high
 height of statue 2 cm
 2 Birch Trees: each 15 cm high

Abandoned Place 'Fountain'



Abandoned cities or villages are particularly fascinating to us. Because nowhere other than in a so-called ghost town are we aware that this place was once a hive of activity, of which nothing remains today. Deserted villages are eerily beautiful! And our well was also unable to withstand the involuntary renaturalisation. Trees, shrubs and many other plants proliferate, creep and grow where people once relaxed by watching the water feature.

- H0 60760 Abandoned Place 'Fountain'**
 Contents: Fountain made of NOCH Hard Foam with statue, 2 'Birch Tree' twisted wire trees
- TT 48001 Abandoned Place 'Fountain'**
 Contents: Fountain made of NOCH Hard Foam with statue, 2 'Birch Tree' twisted wire trees
- N 34760 Abandoned Place 'Fountain'**
 Contents: Fountain made of NOCH Hard Foam with statue, 2 'Birch Tree' twisted wire trees



Abandoned Place 'Adit'



Regardless of whether it's coal, ore, precious metals or even diamonds, as soon as humans discovered mineral resources in sufficient quantities, they set about mining them. But when the mines no longer yield anything, humans move on and leave nature to its own devices.

And it immediately sets about reclaiming its territory! Shut-off devices such as a padlock and bolt or a secure iron gate are useless in this scenario. In the end, the setting will go back to being covered with virgin forest!



HO 60762 Abandoned Place 'Adit'

Contents: Adit made of NOCH Hard Foam with neglected gate
16.5 cm x 12.2 cm, 8.3 cm high and old trolley
1 'Oak Tree' twisted wire tree, 17 cm high



Abandoned Place 'Ruins of a Building'



Old barns, houses, huts or stables that have fallen into disrepair and are exposed to the elements are quickly recaptured by nature. Plants creep out of the collapsed walls, tree roots penetrate the remnants of the foundations, and weeds and moss sprout up through the cracks. Even the old, abandoned tractor is not having an easy time of it, gradually disappearing into the greenery ...



H0 60761 Abandoned Place 'Ruins of a Building'
 Contents: Ruins of a Building made of NOCH Hard Foam
 16.5 cm x 12.1 cm, 6.5 cm high with weathered tractor
 1 'Lime Tree' twisted wire tree, 16 cm high



Populate Your Entire Little World!

Nothing animates a model scene as much as model figures. You'll find a huge selection of different figures in the NOCH range. To give you a quick introduction to the large assortment of NOCH Figures, you'll find a small overview on the page to the right.

Note: you'll find Z, 0, 1 and G gauge figures in the chapter 'Special Gauges' (from page 334) in this catalogue.

1

G

0

HO

TT

N

Z



Figures and Decorations

Figures Sets and Themed Figures Sets – from page 274

• Here, you'll find the classic Figures Sets, the economic XL Figures Sets, the Mega Economy Sets and the popular Figures Advent Calendars.

Unpainted Figures and NOCH Architecture Line – from page 295

• Design your own figures in whatever colours you like.

micro-motion Children's Playground and Sound Scenes and Deco Scenes – from page 312

• The perfect combination of figures and accessories to fit many subjects.

Accessories – from page 319

• Accessory Sets, Ornamental Plants, Deco Minis and Fences

Working Life



HO 15021 **Fire Brigade**
(black protective clothes)

N 36021 **Fire Brigade**
(black protective clothes)




HO 15022 **Fire Brigade**
(orange protective clothes)

N 36022 **Fire Brigade**
(orange protective clothes)



HO 15024 **Fire Brigade Netherlands**



HO 15025 **THW Technical Aid Agency**



HO 15029 **City Cleaning**

TT 45029 **City Cleaning**



HO 16770 **Fork-lift Truck**



HO 15038 **Warehousemen**

TT 45038 **Warehousemen**

N 36038 **Warehousemen**



HO 15042 **Miners**



HO 15043 **Archaeologists**



HO 15051 **Carpenters**



HO 15052 **Chimney Sweepers**



HO 15053 **Bakers**



H0 15054 Bricklayers



H0 15055 Bricklayers

TT 45055 Bricklayers



H0 15056 Painters



H0 15057 Construction Workers



H0 15059 Hunters and Foresters

TT 45059 Hunters and Foresters

N 36059 Hunters and Foresters



H0 15060 Hunters and Lumberjacks



H0 15061 Forest Workers

TT 45061 Forest Workers

N 36061 Forest Workers



H0 15069 Parcel Carriers



H0 15070 Service Staff



H0 15094 Paramedics

N 36094 Paramedics



H0 15096 Gangsters & Policemen



H0 15107 Racing Drivers and Mechanics



HO 15108 Auto Mechanics



HO 15110 Construction Workers



HO 15112 Road Workers

TT 45112 Road Workers

N 36112 Road Workers



HO 15116 Caretakers

TT 45116 Caretakers

N 36116 Caretakers



HO 15111 Workers & Tools



Postmen and Police Officers



HO 15088 German Postmen



HO 15077 Policemen of the Netherlands



HO 15090 German Police Officers

N 36090 German Police Officers



HO 15091 Police Officers (blue uniform)



At the Railway Station



H0 15218 Passengers

N 36218 Passengers



H0 15219 Passengers



H0 15220 Passengers

TT 45220 Passengers

N 36220 Passengers (9 Figures)



H0 15224 Passengers



HO 15226 *Business Travellers*



HO 15240 *Passengers (without benches)*

N 36240 *Passengers (without benches)*



HO 15242 *Passengers (without benches)*

TT 45242 *Passengers (without benches)*

N 36242 *Passengers (without benches)*



HO 15244 *Lorry Drivers and Co-Drivers (without Legs)*



HO 15245 *Farewell*

N 36245 *Farewell*



HO 15250 *Sitting Passengers
(without Legs, without benches)*



HO 15275 *Shunters*

TT 45275 *Shunters*

N 36275 *Shunters*



HO 15276 *Railway Construction Group*

TT 45276 *Railway Construction Group*

N 36276 *Railway Construction Group*



HO 15277 *Track Workers*

TT 45277 *Track Workers*

N 36277 *Track Workers*



HO 15278 *Sitting Workers (without benches)*



- H0** 15279 Shunters Epoch III & IV
- TT** 45279 Shunters Epoch III & IV
- N** 36279 Shunters Epoch III & IV



- H0** 15280 Railroad Staff
- TT** 45280 Railroad Staff
- N** 36280 Railroad Staff (9 Figures)



- H0** 15281 Engine Drivers Steam Loco
- N** 36281 Engine Drivers Steam Loco



- H0** 15282 Engine Driver & Shunters, Epoch III
- TT** 45282 Engine Driver & Shunters, Epoch III
- N** 36282 Engine Driver & Shunters, Epoch III



- H0** 15283 Engine Drivers Electric Loco (without Legs, without benches)



- H0** 15265 German Railway Officials
- TT** 45265 German Railway Officials



- H0** 15266 Swiss Railway Officials



- H0** 15267 Austrian Railway Officials





People in all Situations



HO 15400 Nuns (without bench)



HO 15401 Monks (without bench)



HO 15410 Priest and Altar Servers



HO 15471 People with Dogs

TT 45471 People with Dogs

N 36471 People with Dogs



HO 15470 Market



HO 15472 Travel Group



HO 15478 Pedestrians



HO 15479 Pedestrians



HO 15480 *Pedestrians*



HO 15481 *Pedestrians*



HO 15510 *Lovers*

N 36510 *Lovers*



HO 15511 *Same-Sex Couples*



HO 15512 *Young Couples*

TT 45512 *Young Couples*

N 36512 *Young Couples*



HO 15518 *Shopping*



HO 15519 *People Panic Buying*



HO 15520 *Pedestrians*



HO 15530 *Sitting People (with one bench)*

TT 45530 *Sitting People (with one bench)*

N 36530 *Sitting People (with one bench)*



HO 15532 *Sitting People (without bench)*

TT 45532 *Sitting People (without bench)*

N 36532 *Sitting People (without bench)*



HO 15533 *Sitting People (without bench)*



HO 15536 *Sitting People (without bench)*



HO 15540 *Sitting People (without bench)*

N 36540 *Sitting People (without bench)*



HO 15551 *Senior Citizens*



HO 15558 *Group of Regulars*



HO 15559 *Drunk People*

TT 45559 *Drunk People*

N 36559 *Drunk People*



HO 15560 *Toilet Stories*

TT 45560 *Toilet Stories*

N 36560 *Toilet Stories*



HO 15565 *City Scenes*



HO 15563 *Street Musicians (without bench)*



HO 15571 *Photographers*

N 36571 *Photographers*



HO 15573 *Camera Crew*



HO 15574 *People with Cell Phones (without bench)*



HO 15575 *People Reading*



HO 15577 *Churchgoers*



HO 15578 *People in Traditional Costume*



HO 15579 *Alphorn Players*



HO 15580 *Music Band*

N 36580 *Music Band*



HO 15584 *Mothers with Children*



HO 15589 *Grandparents & Grandchildren*



HO 15590 *Parents & Children*

TT 45590 *Parents & Children*

N 36590 *Parents & Children*



HO 15592 *Parents & Children*



HO 15595 *Washday*



HO 15597 *Street Performers*





Country Life



HO 15609 Farming Family



HO 15613 Harvesters



HO 15614 Wine Growers

N 36614 Wine Growers



HO 15617 Farmers



HO 15618 Mountain Farmers



HO 15619 Hay Harvest



HO 15628 Tractor Drivers (without bench)

Example of use



HO 15629 Farmers

TT 45629 Farmers

N 36629 Farmers



HO 16750 Two Wheel Tractor

TT 46750 Two Wheel Tractor

N 37750 Two Wheel Tractor



HO 16756 Tractor 'Fahr'



HO 15751 Sheep Shearing



HO 15630 Riders

TT 45630 Riders

N 36630 Riders



HO 15632 Horse Care



HO 15634 Stable Work




HO 15635 Pony Riding



Enjoying a Ride

Carriages and Coaches

 *Kutschen und Pferdefuhrwerke waren noch vor einigen Jahrzehnten of transport only a few decades ago. Such scenes*

can therefore be found on many model landscapes. Extend your authentic fleet of vehicles with a couple of really impressive models.



HO 16706 Wedding Carriage



HO 16714 Hearse Coach



Animals



HO 15711 *Farm Animals (12 Figures)*

TT 45711 *Farm Animals (10 Figures)*

N 36711 *Farm Animals (10 Figures)*



HO 15712 *Pigs*

N 36712 *Pigs*



HO 15713 *Farm Animals*

N 36713 *Farm Animals*



TT 45715 *Dogs & Cats*



HO 15717 *Dogs*

N 36717 *Dogs*



HO 15719 *Dogs*



HO 15721 *Cows, black-white*

TT 45721 *Cows, black-white*

N 36721 *Cows, black-white (9 Figures)*



N 36722 *Cows, dark-brown (9 Figures)*

1

G

O

HO

TT

N

Z



HO 15723 Cows, brown-white

N 36723 Cows, brown-white (9 Figures)



HO 15724 Drover and Cows



HO 15725 Cows, black-white



HO 16658 Cows at Water Trough



HO 15726 Cows, brown-white



HO 15727 Cows, brown



HO 15730 Deer

TT 45730 Deer

N 36730 Deer (9 Figures)



HO 15731 Hunting

TT 45731 Hunting



HO 15732 Deer

TT 45732 Deer

N 36732 Deer



HO 15740 Roe Deer



HO 15742 *Alpine Animals*



HO 15745 *Forest Animals (12 Figures)*

TT 45745 *Forest Animals (9 Figures)*

N 36745 *Forest Animals (9 Figures)*



HO 15748 *Sheep and Shepherd*

TT 45748 *Sheep and Shepherd*

N 36748 *Sheep and Shepherd*



HO 15749 *Sheep*



TT 45750 *Shepherd and Sheep*

N 36750 *Shepherd and Sheep*



HO 15752 *Goats*



HO 15761 *Horses*

TT 45761 *Horses*

N 36761 *Horses*



HO 15772 *Chicken and Geese*



HO 15774 *Swans and Ducks*



HO 15775 *Birds*



Games, Hobbies and Leisure Time



HO 15808 Bobby Car Race



HO 15809 Children

TT 45809 Children

N 36809 Children



HO 15810 Playing Children



HO 15815 Children

N 36815 Children



HO 15817 Children on the Football Ground

TT 45817 Children on the Football Ground

N 36817 Children on the Football Ground



HO 15832 Beer Garden



HO 15833 At the Coffee Shop



HO 15838 Restaurant



HO 16732 Ice Cream Trailer





HO 15839 Music Band

N 36839 Music Band



HO 15841 Bathers

TT 45841 Bathers

N 36841 Bathers



HO 15842 Bathers



HO 15843 Nudists

N 36843 Nudists



HO 15844 Nudists



HO 15847 Voyeurs



HO 15849 Bathers

TT 45849 Bathers

N 36849 Bathers



HO 15850 Bathers



HO 15851 Sunbathers

TT 45851 Sunbathers

N 36851 Sunbathers



HO 15853 Surfers



HO 15854 Water Sports



HO 15860 Wedding



H0 15861 *Love Story*



H0 15862 *Bride and Groom*

TT 45862 *Bride and Groom*

N 36862 *Bride and Groom*



H0 15864 *Wedding Guests*

TT 45864 *Wedding Guests*

N 36864 *Wedding Guests*



H0 15870 *Wanderers*

N 36870 *Wanderers*



H0 15871 *Mountaineers*

TT 36871 *Mountaineers*

N 45871 *Mountaineers*



H0 15876 *Camping*

TT 45876 *Camping*

N 36876 *Camping*



H0 15879 *Scouts*



H0 15561 *Pee Break*

TT 45561 *Pee Break*

N 36561 *Pee Break*



H0 15593 *Barbecue Party*

TT 45593 *Barbecue Party*

N 36593 *Barbecue Party*



H0 15965 *Football Team*

TT 45965 *Football Team*

N 36965 *Football Team*



H0 15979 *Football Team*

TT 45967 *Football Team*

N 36967 *Football Team*

Note:
H0 football players have shirt numbers.





HO 15989 Referees and Trainers



HO 15872 Wanderers



HO 15873 Wanderers



HO 15874 Mountain Hikers with Cross

TT 45874 Mountain Hikers with Cross

N 36874 Mountain Hikers with Cross



HO 15890 Marathon Runners



HO 15891 Fishermen



HO 15886 Paragliders



HO 15892 Fishing



HO 15897 Bicycle Racers

TT 45897 Bicycle Racers

N 36897 Bicycle Racers



HO 15899 Mountainbikers



HO 15898 Cyclists

TT 45898 Cyclists

N 36898 Cyclists



HO 15902 Cyclists



HO 15904 Motorcyclists

TT 45904 Motorcyclists

N 36904 Motorcyclists



HO 15905 Motorcyclists

TT 45905 Motorcyclists

N 36905 Motorcyclists



HO 15910 Scooter Drivers

N 36910 Scooter Drivers



HO 15911 Convertible Drivers
(without Legs, without benches)



Example of use



Perfect Sales Support for our Dealers

71194 Figures Counter Display
112 hooks for maximum 560 Figures Sets;
diameter approx. 45 cm, height approx. 110 cm

71195 Figures Floor Display
152 hooks for maximum 760 Figures Sets;
diameter approx. 45 cm, height approx. 187 cm



Fairytale Figures



HO 15803 Snow White and the Seven Dwarfs



HO 15806 The Bremen Town Musicians



HO 15804 Hansel and Gretel with Witch



HO 15805 Little Red Riding Hood and the Big Bad Wolf



HO 15807 Cinderella



Zombies & Vampires



HO 15800 Zombies



HO 15801 Vampires

Bring Colour into Play!

Unpainted Figures

Easily paint your figures yourself. We offer selected, unpainted NOCH Figures in favourable economy packs. The figures can simply be painted with commercial synthetic paints directly on the sprue.

Highlights:

- Budget bulk packs
- Easy to paint on the sprue
- Figures in one piece – no assembly required



'Passengers' Sprue



'Pedestrians' Sprue



'Sitting People' Sprue (without bench)



H0 14985 Unpainted Figures
72 pieces

TT 44985 Unpainted Figures
72 pieces

N 35985 Unpainted Figures
72 pieces

Contents:

- 2 sprues, each with 12 'Passengers' figures
- 2 Sprues, each with 12 'Pedestrians' figures
- 2 Sprues, each with 12 'Sitting People' figures



16000 Sitting People, white, Architecture Line 1:100 (without bench)



We have developed a small range of white figures in 1:100 scale specially for architecture modellers. These are ideal for designing unostentatious architectural models.



16001 Pedestrians, white, Architecture Line 1:100



16002 Standing People, white, Architecture Line 1:100

Boats



The small, beautiful HO and N crewed boats are a highlight of the NOCH range. Liven up your model waters with these lovely, realistic models. Come aboard!

Note: the boats do not float.



HO 16800 Rowing Boat



HO 16824 Sailing Boat



HO 16805 Canoe

N 37805 Canoe



HO 16809 Kayaks

N 37809 Kayaks



HO 16810 Pedal Boat



HO 16815 Dinghy

N 37815 Dinghy



HO 16818 White Water Rafting



HO 16820 Motorboat



HO 16822 Fishing Boat

N 37822 Fishing Boat



'Sexy Scenes'

The 'Sexy Scenes' are definitely the most exciting figures in our assortment. Each 'Sexy Scenes' pack consists of a pair of model lovers and matching accessories, such as a bed, desk, etc.

Since these products are quite 'exceptional,' we've decided not to show them here. Instead, you can see an illustration. The rest we leave to your imagination...




HO 15951 Lovers in Action (bed)

N 36951 Lovers in Action (bed)



HO 15952 Lovers in Action (armchair)



HO 15953 Lovers in Action (desk)



HO 15956 Lovers in Action (chair)



HO 15960 Lovers in Action (bed)



HO 15961 Lovers in Action (bench)



HO 15962 Lovers in Action (love seat)



HO 15949 Nude models

TT 45949 Nude models

N 36949 Nude models



HO 15957 Sexy Ladies



HO 15958 Nude Models



HO 15959 Ladies of the Night

N 36959 Ladies of the Night

In the Winter



HO 15616 *Chopping Wood*

TT 45616 *Chopping Wood*

N 36616 *Chopping Wood*



HO 15819 *Children in Snow*

TT 45819 *Children in Snow*

N 36819 *Children in Snow*



HO 15821 *Children in Snow*

TT 45821 *Children in Snow*

N 36821 *Children in Snow*



HO 15823 *Ski Tourers*



HO 15824 *Ice Skaters*

TT 45824 *Ice Skaters*

N 36824 *Ice Skaters*



HO 15826 *Snowboarders*



HO 15827 *Skiers*



HO 15828 *Skiers*

N 36828 *Skiers*



HO 15829 *Skiers*



HO 15920 *Santa Claus and Angels*



HO 15923 *St Nicholas' Evening*



HO 15924 *Santa Claus with Sleigh*



HO 15926 *Christmas Market*

N 36926 *Christmas Market*





H0 15927 *Selling Christmas Trees*

TT 45927 *Selling Christmas Trees*

N 36927 *Selling Christmas Trees*



H0 15928 *Winter Work*



H0 15929 *Santa Claus & Knecht Ruprecht*



H0 15930 *Family Meier in Wintertime*



H0 15922 *Manger Figures*



Model Figures Advent Calendar

Despite all the mince pies and chocolate, you can watch your figure with our Advent Calendar! Behind the doors are lovingly designed NOCH Figures waiting to be placed on your model landscape – a great gift for every railway modeller! The Advent Calendar comes in A3 format.

H0 15995 *Figures Advent Calendar*
25 Figures + Accessories

TT 45995 *Figures Advent Calendar*
25 Figures + Accessories

N 36995 *Figures Advent Calendar*
25 Figures + Accessories

New Figures every year!



Paste the Temporary Glue on the figure and briefly allow to dry.



When the glue is transparent, stick the figure onto the desired spot.



For a 'change of scene', simply take the figure off...



...and place it on another spot again.

Temporary Glue

NOCH Temporary Glue allows you to optimally fix small parts onto your landscape – and take them off again!

NOCH Temporary Glue is water-soluble, dries out transparent and leaves no residue on the surface. That's why it is ideal for affixing figures, cars, houses and many more.



61121 Temporary Glue
30g

Themed Figures Sets



A model landscape is and remains a small, intact world that we can create as we like. Completing our wide figures range, we have developed the product line: NOCH Themed Figures!

Each theme contains figures and extensive, finely detailed accessories that allow you to design your favourite scenes in your model world to your heart's content. All parts are intricately painted by hand and enhance every model landscape.



HO 16200 Themed Figures Set 'Barbecue Party'
 Contents: 5 Figures, 1 Dog, 2 Kettle Barbecues
 1 Gas Barbecue, 1 Barbecue Smoker
 1 Beer Barrel, 1 Beer Table, 2 Beer Benches
 2 Camping Chairs, 1 Camping Table
 1 Beer Crate (Empty)



HO 16201 Themed Figures Set 'Camping'
 Contents: 4 Figures, 1 Campfire
 2 Rucksacks
 1 Ridge Tent, 1 Igloo Tent
 1 Camping Table
 2 Camping Chairs (Unfolded)
 1 Camping Chair (Folded)
 2 Signposts, 1 Beer Crate
 1 Stone Well, 1 Wooden Well



HO 16205 Themed Figures Set 'Bathing'
 Contents: 6 Figures
 1 Wicker Beach Chair
 2 Deckchairs
 2 Sunloungers
 2 Parasols (Unfolded)
 1 Parasol (Folded)





HO 16210 Themed Figures Set 'In the Mountains'
 Contents: 6 Figures, 1 Summit Cross, 1 Well
 2 Wayside Crosses, 2 Hiking Signposts
 1 Wooden Bench with Backrest
 1 Table, 2 Benches
 1 Hiking Information Board with Map



HO 16215 Themed Figures Set 'In the Garden'
 Contents: 6 Figures
 2 Garden Chairs (aufgeklappt)
 1 Kettle Barbecue
 1 Wrought Iron Garden Bench
 1 Wooden Bench, 1 Table, rund
 1 Garden Chair (zusammengeklappt)
 1 Wheelbarrow, 1 Folding Table (Square)
 1 Watering Can, 1 Terracotta Tub (Round)
 1 Terracotta Tub (Square)



HO 16220 Themed Figures Set 'Winter's Day'
 Contents: 6 Figures, 2 Bobsleighs
 2 Wooden Sledges, 2 Snowmen
 1 Snow Blower
 1 Snow Shovel (Small)
 1 Snow Shovel (Large)
 1 Sleigh Shovel
 1 Snowboard
 1 Ski Stand with Skis





HO 16227 Themed Figures Set 'Flower Stall'

- Contents:
 1 Figure 'Florist Sarah'
 4 Figures
 1 Large Market Umbrella
 1 Floristry Table with Cut Flowers
 2 Steles with Cut Flowers in Vases
 2 Crates with Pot Plants



HO 16229 Themed Figures Set 'Ice Cream and Hotdog Van'

- Contents:
 1 Figure 'Sausage Seller Hannes'
 1 Ice Cream Seller 'Luigi'
 2 Adults
 2 Children
 1 Hotdog Van
 1 Ice Cream Van
 2 Advertising Signs



HO 16230 Themed Figures Set 'Coffee Stall'

- Contents:
 1 Figure 'Barista Federico'
 1 Coffee Bike
 3 Coffee-Drinking Figures
 1 Dog
 1 Dustbin
 2 Bar Tables
 2 Advertising Signs





- H0 16228 Themed Figures Set 'Fish Stall'**
 Contents:
 1 Figure 'Fishmonger Akindo'
 4 Figures
 1 Canopied Fish Stall with Scales
 1 Market Table with Display
 1 Snack Table
 1 Advertising Sign



- H0 16225 Themed Figures Set 'Vegetable Stall'**
 Contents:
 1 Figure 'Vegetable Grower Sepp'
 3 Figures
 1 Dog 'Camillo'
 1 Canopied Market Stall with Vegetables and Scales
 1 Market Table with Vegetables
 4 Baskets of Vegetables



- H0 16226 Themed Figures Set 'Fruit Stall'**
 Contents:
 1 Figure 'Fruit Seller Froni'
 4 Figures
 1 Fruit Barrow with Roof and Wheels
 1 Market Table with Fruit
 4 Baskets of Fruit





HO 16240 Themed Figures Set 'Toy Shop'
 Contents: 2 mothers
 1 Mother with a child and buggy
 3 playing children
 1 Large 'Superman' decorative figure
 2 Scooter and pedal car toy vehicles
 3 product presentations of balls and toys as well as clothing



HO 16241 Themed Figures Set 'Fashion Shop'
 Contents: 4 customers
 1 saleswoman
 1 sales counter with till
 3 display stands with clothes
 1 rack on castors with hanging clothes
 1 rack with clothes in compartments
 1 revolving stand with hanging clothes



HO 16245 Themed Figures Set 'Café'
 Contents: 1 ice cream vendor
 1 waitress
 1 female customer and 1 child, standing
 2 sitting customers
 3 tables and 4 chairs
 1 large ice cream counter with transparent glass top
 1 large cake and tart counter with transparent glass top





- H0 16246 Themed Figures Set 'Restaurant'**
 Contents: 5 sitting patrons and 1 dog
 1 waiter
 1 large 'chef' advertising mascot
 4 tables
 6 chairs
 1 serving trolley
 1 menu stand with menu



- H0 16250 Themed Figures Set 'Workshop'**
 Contents: 6 working model figures
 2 workbenches
 1 metal cabinet
 1 filing cabinet
 1 metal shelf
 1 set of welding equipment
 1 drum



- H0 16251 Themed Figures Set 'Office'**
 Contents: 4 sitting model figures
 1 standing model figure
 1 large desk
 1 small desk
 1 reception desk
 1 sideboard
 1 wall shelf
 1 conference table
 4 chairs





Join the Hustle and Bustle!

Mega Economy Figures Sets



It has never been easier nor more favourable to breathe life into your model scenes. Each set contains 60 elaborately hand-painted sitting or standing figures. The figures lend themselves perfectly to the brightening up of railway station or city scenes.

60 Figures at amazing prices!



H0 16070 Mega Economy Figures Set
60 Figures, without benches

TT 46070 Mega Economy Figures Set
60 Figures, without benches

N 37070 Mega Economy Figures Set
60 Figures, without benches



H0 16071 Mega Economy Set 'Sitting People'

60 Figures, without benches

TT 46071 Mega Economy Set 'Sitting People'

60 Figures, without benches

N 37071 Mega Economy Set 'Sitting People'

60 Figures, without benches



H0 16072 Mega Economy Set 'Sitting Passengers'


60 figures (without legs, without benches)



Populate Your Model World!

Mega Economy Figures Sets

Best value!

 With the Mega Economy Figures Sets, you can bring train platforms, cities, carriages and the landscape to life for a favourable price. Create your own little world with lovingly hand-painted figures – there's no limit to your imagination.



HO 16041 Mega Economy Set 'At the Station'
30 Figures



HO 16043 Mega Economy Set 'In the City'
30 Figures



HO 16045 Mega Economy Set 'Sitting People'
30 Figures, without bench



HO 16049 Mega Economy Set 'Animals'
36 Figures



HO 16050 Mega Economy Set 'Passengers'
30 Figures, without Legs, without Bench



Hobby Figures Mega Economy Set



It doesn't get more economic than this! Each Hobby Figures Mega Economy Set contains 60 hand-painted figures. The painting of the Hobby Figures is less detailed compared to the normal NOCH

Figures. These particularly economical figures are perfect for designing village or city squares.

Particularly affordable because simpler painted



H0 18402 Mega Economy Set 'Sitting People'
60 Figures, without benches

TT 47402 Mega Economy Set 'Sitting People'
60 Figures, without benches

N 38402 Mega Economy Set 'Sitting People'
60 Figures, without benches



H0 18401 Mega Economy Figures Set
60 Figures, without benches

TT 47401 Mega Economy Figures Set
60 Figures, without benches

N 38401 Mega Economy Figures Set
60 Figures, without benches

Simply Painted for a Budget Price!

NOCH Hobby Figures



NOCH Hobby Figures are the first choice when it comes to populating reasonably-priced squares, platforms, parks, carriages, etc. The Hobby Figures are painted in a simpler way than the 'normal' NOCH Figures which is reflected in the very favourable price. The figures are available for the common gauges of HO, TT and N.

Best value!



The particularly reasonably-priced NOCH Hobby Figures can be recognised by their red packaging.



- HO 18001 Fire Brigade**
- N 38001 Fire Brigade**



- HO 18010 Railway Officials**



- HO 18011 Shunting Staff**
- TT 47011 Shunting Staff**
- N 38011 Shunting Staff**



- HO 18012 Railway Construction Crew**
- TT 47012 Railway Construction Crew**
- N 38012 Railway Construction Crew**



- HO 18100 Pedestrians**
- TT 47100 Pedestrians**
- N 38100 Pedestrians**



- HO 18101 Pedestrians**



- HO 18115 Passengers**
- TT 47115 Passengers**
- N 38115 Passengers**



- HO 18116 Passengers (without bench)**



HO 18117 Passengers



HO 18130 Sitting People (without benches)

TT 47130 Sitting People (without benches)

N 38130 Sitting People (without benches)



HO 18131 Sitting People (without benches)

TT 47131 Sitting People (without benches)



HO 18132 Sitting People (without benches)



HO 18210 Shepherd and Sheep



HO 18211 Deer

TT 47211 Deer

N 38211 Deer



HO 18215 Horses



HO 18216 Cows, brown

TT 47216 Cows, brown

N 38216 Cows, brown (9 Figures)



HO 18300 Bathers

TT 47300 Bathers

N 38300 Bathers





Video clip



Now Movement Comes into Play!

micro-motion Children's Playground




Almost all of us should have fond childhood memories of playgrounds and individual pieces of playground equipment. The swing on which we were often pushed for hours by our parents; the roundabout that made us feel dizzy, or the seesaw that was so difficult to balance on.

Playgrounds can be found in every city and village and are therefore an important part of human coexistence. Families meet, children laugh and play, parents talk about work and parenting, and some of the latest items of gossip and tittle-tattle are exchanged while their offspring have a go on the swings.

After the smash hit, the 'Tree with Swing' (ref. 21768), we set out to develop four moveable pieces of playground equipment: a seesaw, a classic swing, a bird's nest swing and a roundabout.

The handpainted playground equipment and model figures come completely assembled. Each device is powered by a motor that is located directly underneath the model (installation depth 3.5 cm). The mechanism for the drive is supplied as a kit. The electronics supplied can be connected to a standard 16 V model railway transformer and are suitable for AC and DC. The speed of the playground equipment can be set on the circuit board.



HO 13401 micro-motion Swing
56 mm x 78 mm x 65 mm
installation depth 35 mm





Video clip



H0 13400 *micro-motion Seesaw*
5.6 cm x 4.5 cm x 5.5 cm
installation depth 3.5 cm




Video clip



H0 13402 *micro-motion Bird's Nest Swing*
7.6 cm x 3.6 cm x 7.5 cm
installation depth 3.5 cm



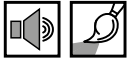
Video clip



H0 13403 *micro-motion Roundabout*
5 cm x 5 cm x 5.4 cm
installation depth 3.5 cm


Let's Make Some Sound!

Sound Scenes



Breathe some life into your model landscape!

Due to the compact design of the electronics and loudspeakers, the sound in the NOCH Sound Scenes originates from the same place as in the real thing. The electronics, which come ready to be connected, can thus be installed in churches, or the building block for street musicians can be placed directly in a city building next to the band. You will be surprised how realistic a noise sounds when it's in the middle of the action. The connection is via a standard 16 V model railway transformer. The sound lasts approx. 20 seconds. Suitable for AC and DC power supply.



The following typical platform noises and sounds are heard: train whistle, squeaking brakes, locomotive noises and the announcements 'Beware of the approaching train!' and 'This train will now depart!'. **Note:** announcements only in German.

H0 12800 On the Platform

TT 12900 On the Platform

N 12950 On the Platform



Makes the typical noises heard on a track construction site as well as an automatic track warning system.

H0 12801 Track Construction Site

TT 12901 Track Construction Site

N 12951 Track Construction Site



A typical barrel organ piece is heard.

H0 12820 Street Musicians

N 12955 Street Musicians





Makes the sound of several alphorns playing.

HO 12821 Alphorn Blowers



A telephone rings, the foreman calls his men and shortly afterwards the siren goes off.
Note: announcements only in German.

HO 12842 Fire Brigade Operation



Makes the sound of a chainsaw with a starter.

HO 12843 Felling Trees

N 12956 Felling Trees



Makes the sound of a motorbike.

HO 12844 Motorbike

N 12970 Motorbike



The following typical farm noises and sounds are heard: cows mooing, birds tweeting, sheep baaing and hens clucking.


HO 12850 On the Farm

N 12960 On the Farm



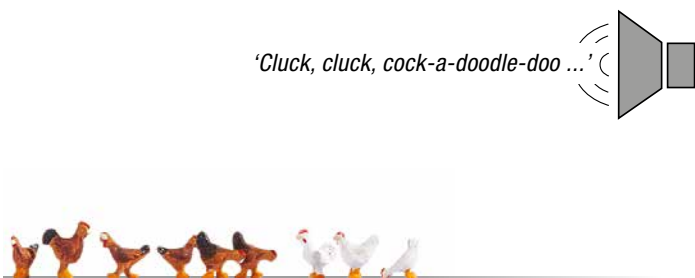
The mooing of 'happy cows' in a meadow is heard.

HO 12851 Cow Pasture



Makes the sound of a guard dog barking.

HO 12852 Dogs



Makes the sound of hens clucking and a cockerel crowing.

HO 12853 Chickens





Makes the sound of sheep bleating.

HO 12854 Flock of Sheep

TT 12911 Flock of Sheep

N 12961 Flock of Sheep



A typical church bell rings.

HO 12860 At the Church



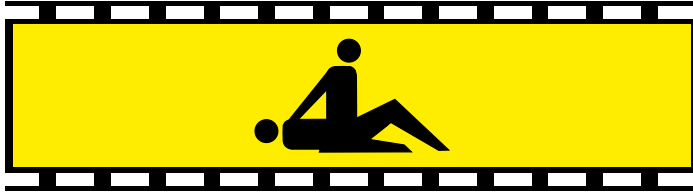
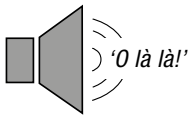
Plays the Wedding March.

HO 12861 Wedding



The melody of the traditional German Christmas carol 'Alle Jahre wieder' is played by a brass band.

HO 12897 Christmas



A typical 'sexy sound' is heard – let yourself be surprised!

HO 12899 *Sexy Sounds*



Get Connected!

Telegraph Poles



To this day, telegraph (or telephone) poles characterise railway embankments and lines. They can still be found alongside the tracks and enable reliable communication over distances. The poles are hand-painted and their level of detailing is captivating. Enclosed with the product is a special 2 m-long, flexible cable.



HO 13160 *Telegraph Poles*
4 pieces incl. 2 m line



Accessory Sets



If you value designing realistic theme-based scenes, you'll find a ton of ideas in the NOCH range: from children's playgrounds to furniture to different flowerpots. Each set contains a variety of hand-painted

accessories on every theme.

Liven up your model landscape with the accessory sets from NOCH – because it's often the little things that can have the biggest effect!



H0 14800 Garden Tools

Contents: Clothes Line, Carpet-Beating Stand, various Plant Tubs and Watering Cans, Hedge Clippers, Hand Saw, Wheelbarrow, Shovel, Lawnmower, Garden Hose, Rake, Spade, Hoe, Scythe and Broom




H0 14805 Road Building Tools

Contents: Mound of Sand, Jackhammer, Warning Signs, Cones, Lane Closure Signals, Tamper, Pickaxe, Wheelbarrow, various Brooms and Shovels, Bucket



H0 14810 Train Station
 Contents: Noticeboard, Bench, various Suitcases, Backpacks, Bags, Luggage Trolley Baskets, Hand Luggage



H0 14814 Playground Accessories
 Contents: Table Tennis Table, Climbing Mushroom, Slide, Tent, Pram, Children's Tractor, Push Scooter and Bicycle



H0 14815 Auto Workshop
 Contents: Gas Bottles, Cart for Gas Bottles, Drum Pump, Hand Carts, Car Jack Bucket, Fire Extinguisher, Watering Can, Tool Kit, Toolboxes, Oil Drums Oxygen Cylinders, Wheel, Tyres, Sack Barrow, Roll Plate and Car Battery



H0 14817 Beer Garden Accessories
 Contents: 12 Beer Benches, 6 Beer Tables and 3 Parasols



H0 14822 Restaurant
 Contents: 8 Chairs, 5 Tables and 1 A-Board





H0 14824 Coffee Shop
 Contents: 8 Chairs, 4 Tables and 1 Ice Cream Counter



H0 14825 Waste Containers & Ashcans
 Contents: 2 Dustbins, various Rubbish Bins, Bottle Bank, Metal Recycling Bin and Skip



H0 14832 Furnitures
 Contents: Living Room Cabinet, Sofa, Television, Kidney-Shaped Table, 2 Armchairs, Painting, Wardrobe, Bed, Dressing Table and Bedside Table



H0 14833 Furnitures
 Contents: Refrigerator, Kitchen Sideboard, Gas Stove, Electric Stove, Oven, Washing Machine, Kitchen Cupboard, Dining Table and 3 Chairs



H0 14848 Benches
 Contents: 4 Green Benches, 2 Red Benches and 3 Wasterpaper Baskets

TT 46848 Benches
 Contents: 4 Green Benches, 2 Red Benches and 3 Wasterpaper Baskets

N 35848 Benches
 Contents: 4 Green Benches, 2 Red Benches and 3 Wasterpaper Baskets



- H0 14849 Benches**
Contents: 6 benches
- TT 46849 Benches**
Contents: 6 benches
- N 35849 Benches**
Contents: 6 benches



- H0 14851 Benches**
Contents: 4 Benches, 1 Circular Bench



- H0 14870 Christian Symbols**
Contents: 2 Roadside Shrines, 3 Crosses, 1 Statue



- H0 14871 Gravestones**
Contents: 6 Gravestones



- H0 14885 Flowerpots**
Contents: 27 Flowerpots and Troughs





For the Perfect Decoration

Ornamental Plants

The elaborately hand-crafted ornamental plants are lovely decorative objects for parks, buildings, pedestrian zones, gardens and much more.



HO 14009 Flower Boxes, blooming, red, white and yellow



HO 14010 Flower Boxes, blooming, red



HO 14012 Ornamental Plants in Pots
9 flower Pots

N 14080 Ornamental Plants in Pots
(illustration similar) 9 flower Pots



HO 14020 Ornamental Plants in Tubs
3 flower Pots



HO 14023 Mediterranean Plants
3 pieces



HO 14024 Palms
3 pieces



HO 14031 Flowers in Pots
9 flower Pots

N 14084 Flowers in Pots
9 flower Pots



N 14082 Ornamental Plants in Tubs
9 flower Tubs

Gardening can be so easy!

Deco Minis

Deco Minis are prefabricated small vegetable plots at the size of 3 cm x 6 cm equipped with different plants. The Deco Minis are simply removed from their packaging and glued onto the model landscape.

The new Bed Edgings are practical and pretty. The set contains laser-cut items to border two attractive vegetable or flowerbeds.



HO 13214 Bed Edgings
2 pieces, each 6.5 cm x 4 cm



HO 13215 Tomato Plants
6 plants, 3 cm x 6 cm



HO 13216 Cauliflower
16 plants, 3 cm x 6 cm



HO 13217 White Cabbage
16 plants, 3 cm x 6 cm



HO 13218 Red Cabbage
16 plants, 3 cm x 6 cm



HO 13219 Pumpkin
8 plants, 3 cm x 6 cm



HO 13222 Leek
12 plants, 3 cm x 6 cm



HO 13223 Rose Bed
12 plants, 3 cm x 6 cm



HO 13224 Vines with Black Grapes
2 rank frames, 3 cm x 6 cm



Design Perfect Model Plots of Land

Handpainted plastic walls



The plastic Walls are perfectly suited to enclosing buildings, fields, properties, gardens and much more. The Walls are formed using a plastic injection moulding process and are thus stable and durable. They look very natural because they are elaborately handcoloured in multiple colours.

Each set contains twelve parts: four wall elements, each with a pillar; three wall elements without pillars; and five individual pillars.

We recommend a small saw (e.g. PUK saw) and all-purpose glue, superglue or hot glue for processing. NOCH Detail Markers (ref. 61155) or Weathering Powder (ref. 61169) are ideally suited to adding some colour details afterwards.



HO 13170 Quarrystone Wall
12 parts, total length 72 cm, wall height 1.6 cm
pillar height 2.2 cm



HO 13171 Fieldstone Wall
12 parts, total length 70 cm, wall height 1.3 cm
pillar height 2 cm



HO 13172 Garden Wall
12 parts, total length 71 cm, wall height 1.5 cm
pillar height 1.9 cm


Painted Fences



With seven different replicas of wooden fences and a metal fence, you will find a nice selection of hand-painted NOCH fences. Thanks to their elaborate painting, the models look as detailed as the originals! You can put into effect a wide variety of fence shapes with these elements, which can be combined in multiple ways.

Depending on the type of fence, you can find straight pieces, garden gates, drives, crumbled fence parts and much more. Some of the most beautiful fence models that we have are also available for fans of TT and N gauges.

Super realistic!



HO 13010 Field Fence
18 pieces, 1.2 cm high
in total approx. 100 cm long

N 33010 Field Fence
18 pieces, 0.7 cm high
in total approx. 58 cm long



HO 13015 Rail Fencing
18 pieces, 1.4 cm high
in total approx. 97 cm long



HO 13030 Field Fence
12 pieces, 1.3 cm high
in total approx. 100 cm long

TT 43030 Field Fence
12 pieces, 0.9 cm high
in total approx. 80 cm long

N 33030 Field Fence
12 pieces, 0.7 cm high
in total approx. 60 cm long



HO 13040 Field Fence
13 pieces, 1.3 cm high
in total approx. 100 cm long



HO 13060 Abandoned Fence
24 pieces, 1.6 cm high
in total approx. 91 cm long



HO 13070 Garden Fence
22 pieces, 1.2 cm high
in total approx. 91 cm long

TT 43070 Garden Fence
22 pieces, 0.9 cm high
in total approx. 71 cm long

N 33070 Garden Fence
22 pieces, 0.7 cm high
in total approx. 55 cm long



HO 13080 Garden Fence
18 pieces, 1.3 cm high
in total approx. 97 cm long




HO 13100 Residential Fence
14 pieces, 3.1 cm high
in total approx. 84 cm long



Fences Economy Packs

The popular, high-quality NOCH Fences are also available unpainted in the cost-effective economy packs. Each H0 set contains fences with a total length of over 250 cm (TT set over 200 cm; N set over 150 cm). Equipping your model railway with realistic-looking model fences has never been so economic!

Best value!




H0 13095 Country Fences

TT 43095 Country Fences

N 33095 Country Fences

Fences Economy Packs			
Ref.	Description	Contents	Gauge
13095	Country Fences	53 sections; total length approx. 290 cm	H0
43095	Country Fences	53 sections; total length approx. 220 cm	TT
33095	Country Fences	53 sections; total length approx. 170 cm	N



H0 13096 Garden Fences

TT 43096 Garden Fences

N 33096 Garden Fences

Fences Economy Packs			
Ref.	Description	Contents	Gauge
13096	Garden Fences	72 sections; total length approx. 270 cm	H0
43096	Garden Fences	72 sections; total length approx. 200 cm	TT
33096	Garden Fences	72 sections; total length approx. 150 cm	N



For Fans of a Special Railway Experience

Most NOCH products, such as water products, rock compound or flocking material, can be used for all gauges. However, you will also find many products in our range that have been specially developed for one size.

On the following pages, we've put together all the items that are specially available for sizes Z, H0e, H0m, O, 1 and G.

G

1

O

H0

TT

N

Z



Special Gauges

Z Gauge – from Page 330

- Buildings, Figures, Walls, Portals, Roads, Preformed Layouts and Briefcase Layouts

H0e, H0m Gauge – from Page 334

- Bridges and Portals

O Gauge – from Page 336

- Figures, Ballast and Walls

1 Gauge – from Page 340

- Figures

G Gauge – from Page 342

- Trees and Figures

Matching Accessories for Z Gauge

Laser-Cut Kits

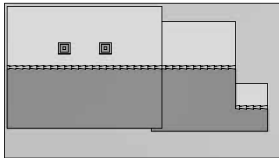
With a scale of 1:220, Z gauge is the smallest model railway that is manufactured in series. You'll find the items that are specially suited to Z gauge on the following pages. In addition, you'll find a large assortment of crafting and landscaping items in this catalogue that are suitable for Z gauge.

Here's a small selection:

- Ballast, page 149
- Grass Fibres (1.5 mm and 2.5 mm), from page 140
- Classic Trees, from page 206

- Hobby Trees, from page 214
- Illuminated Christmas Tree, page 174
- Preformed Layouts, from page 348
- Model Railway in a Briefcase, from page 347
- Z Gauge Advent Wreath, page 374


Our Japanese partner ROKUHAN is specialised in Z gauge. In the ROKUHAN chapter from page 416 in this catalogue, you'll find a large selection of interesting products for Z gauge.



10.3 cm x 5.8 cm
4.5 cm high



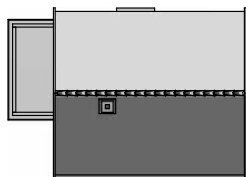
Z 44305 Station 'Zeil'



Half-Timbered House
5.1 cm x 3.7 cm, 5 cm high



Country House
5.1 cm x 3.7 cm, 5 cm high



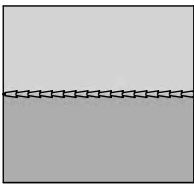
Great Farm
6.3 cm x 4.5 cm, 5.7 cm high




Z 44310 Village Set, 3 pieces
Contents: 2 Residential Buildings, 1 Great Farm




Note: All Laser-Cut kits illustrated on this double page include a detailed construction manual and a suitable special Laser-Cut adhesive.



Field Barn
4.2 cm x 3.9 cm, 1.7 cm high



Chapel
3.5 cm x 2.5 cm, 3.8 cm high



Timber Barn
3.2 cm x 2.4 cm, 1.3 cm high



Z 44315 Small Buildings Set, 3 pieces
Contents: 2 Barns, 1 Chapel

Figures



Z 44200 German Railway Officials



Z 44202 Pedestrians



Z 44201 Travellers



Z 44250 Cows, black-white



Z 44251 Cows, brown-white




Z 44203 Sitting People (without Benches)

'Stone Wall PROFI-plus' Hard Foam Series



The 'Stone Wall PROFI-plus' series is a highlight of any realistic display of walls and portals. The detailed surface structure, the three-dimensional design and the many small

details like wall finishes, ledges or drainpipes, make every wall an eye-catcher on your layout.



Z 44810 Tunnel Portal
single track, 6.5 cm x 6 cm
Clearance height
approx. 3.2 cm

Z 44820 Tunnel Portal
double track, 8.5 cm x 6.5 cm
Clearance height
approx. 3.5 cm

Z 44920 Arcade Wall
13 cm x 7 cm

Hard Foam Scale Replacement Portals



Scale Replacement Portals serve to reduce the dimensions of tunnel entrances of larger gauges to those of smaller gauges. This is necessary, for example, when using a ready-made NOCH N terrain in Z gauge. All scale replacement portals are suitable for catenary operation.



Z 44800 Scale Replacement Portal,
double track, reduces the tunnel portal
from N scale to Z scale, 2 pieces
9 cm x 7 cm
Clearance height approx. 3.5 cm

Z 44790 Scale Replacement Portal,
single track, reduces the tunnel portal
from N scale to Z scale, 2 pieces
9 cm x 7 cm
Clearance height approx. 3.1 cm

Portals, Made of Plastic

These incredibly sturdy portals made through plastic injection moulding are ideal for placing visually-appealing portals in a model landscape for very little money.



Z 44420 Tunnel Portal
single track
9 cm x 4 cm, 2 pieces
Clearance height approx. 3 cm

Z 44430 Tunnel Portal
double track
12 cm x 4 cm, 2 pieces
Clearance height approx. 3 cm

Tunnel




A railway route without tunnel is like a loco without carriages! If you want to liven up your railway route in a very simple way, tunnels are the best solution. It is always fascinating to see a train disappear from one side and reappear on the other! NOCH Tunnels make this especially easy for you: they are hand-painted in natural colours, covered with grass, and usually additionally decorated. NOCH Tunnels are also ideal landscape pieces for first model landscapes.



Z 44670 Tunnel
single track, curved, 17 cm x 13 cm, 8 cm high
Clearance height approx. 3.2 cm, suitable for R1 or R2

Road Crepe Paper


All roads lead to NOCH – because, with NOCH Roads, Paths and Squares, you can easily create a true-to-life road network. The advantages of the material are convincing: NOCH Road Crepe Paper is self-adhesive, particularly stretchy, tear-resistant, and above all very easy to work with.



Z 44100 Country Road
grey, 100 cm x 2.5 cm (1 roll, with broken center line)



Z 44150 Asphalt Road
black, 100 cm x 2.5 cm (1 roll, with broken center line)



Z 44070 Cobblestone
100 cm x 2.5 cm (1 roll)



'Cortina' Preformed Layout

The attractive 100 cm x 69 cm Cortina Preformed Layout was specially designed for Z gauge. Further information such as contents of the kit and expansion options can be found on page 369 of this catalogue.

Z 85880 'Cortina' Preformed Layout
100 cm x 69 cm, approx. 21 cm high, 2 railway circuits

Model Railway in a Briefcase

In the chapter 'Model Railway in a Briefcase' from page 374, you'll find a large selection of Z gauge layouts in briefcases and the respective product details. You will also find there preformed layouts made of structured hard foam. Here you can see the model railway briefcase 'Serfaus'.

Z 88313 Briefcase Layout 'Serfaus'
with Märklin® mini-club Track





Accessories for H0m and H0e Narrow Gauges

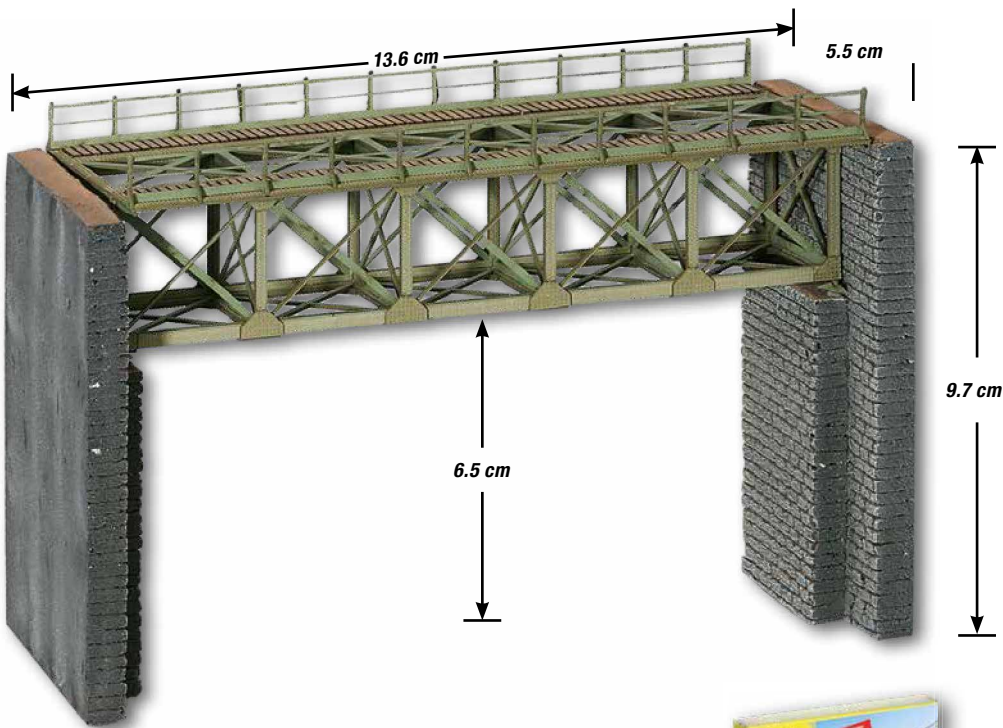
Laser-Cut Kit



Whether it's the 'Öchsle' or the 'Glacier Express', narrow-gauge railways have always been particularly fascinating. Many of the trains are still in regular operation or used in museums today. NOCH offers a complete range of narrow-gauge accessories so that you can recreate the respective routes. Recreate imposing bridge scenes on a model landscape with the 'Steel Bridge'. In order to cross rivers, slopes, inclines or valleys, bridges make the crossing easier than ever for a model train.

The 'Steel Bridge' is very filigree and designed as a laser-cut model kit. The fascinating structures give the model a special charm. The bridgeheads are made of structured hard foam. Special glue is included in the kit.

Note: this Laser-Cut Bridge can be combined with the 'Stone Wall PROFI plus' series.



H0e H0m

67038 Steel Bridge

with bridgeheads

This bridge cannot be combined with other Laser-Cut bridges.




H0e H0m 58026 Tunnel Portal
single track, 23 cm x 12.7 cm

The Tunnel Portal is intended for the construction of single-track sections. The headroom is approx. 6.5 cm in the centre. Suitable for all H0e- and H0m-gauge track systems.




H0e H0m 58027 Tunnel Portal
double track, 23 cm x 12.7 cm

The Tunnel Portal is intended for the construction of double-track sections. The headroom is approx. 8.5 cm in the centre. Suitable for all H0e- and H0m-gauge track systems.



H0 H0e H0m 58032 Interior Rock Tunnel Wall, straight
2 pieces, 9.5 cm long

H0 H0e H0m 58033 Interior Rock Tunnel Wall, curved
2 pieces, 9.5 cm long, suitable for all radii



H0 H0e H0m 58030 Interior Tunnel Wall, straight
2 pieces, 10 cm long

H0 H0e H0m 58031 Interior Tunnel Wall, curved
2 pieces, 10 cm long each, suitable for all radii

The interior tunnel walls are glued to the tunnel entrance.



The Interior Rock Tunnel Wall can be installed in tunnel tubes in 1:87 scale for H0, H0e and H0m. In this way, tunnel entrances become even more realistic. Their structure corresponds to the rough rock structure in many narrow-gauge railway tunnels, especially those found in Austria and Switzerland.

Note: all the tunnels and interior rock tunnel walls shown on this double page correspond to the stone structures of the 'Quarystone Wall' series for H0 gauge. So, you can, for example, use the walls series (ref. 58250, 58255) to install tunnels or add to bridges. The complete series can be found on page 74.

Matching Accessories for 0 Gauge

Figures



0 17800 Railway Officials



0 17810 Engine Drivers Steam Locomotive



0 17820 Shunters



0 17830 Construction Workers



0 17840 Farmers



0 17841 Tractor Drivers



0 17842 Hunters



0 17843 Lumberjacks



0 17860 Sitting People



0 17850 Passengers



0 17870 Fishermen



0 17871 Cyclist



0 17872 Climbers



0 17880 Wedding



0 17900 Cows, black-white



0 17901 Shepherd and Sheep



0 17903 Farm Animals



0 17902 Deer



0 17921 Children in the Snow



PROFI Ballast

Track ballast plays a key role in shaping the image of a model railway. It is of particular importance in the large gauges, since realistic ballast contributes to perfect-looking track scenes on model layouts. NOCH PROFI Ballast consists of real rocks that have been scaled down in size and it has the perfect colour balance. The grain size is 1 – 2 mm and it is available in three different colours.



Info Tip: Additional Application

This 0 gauge ballast can also be used as a coarse stone for H0, TT and N gauges.

The same colours are available in the NOCH range as PROFI Ballast in H0/TT and N/Z with a finer grain size (see from page 48).




0 09368 PROFI Ballast 'Granite'
grey, 250 g



0 09369 PROFI Ballast 'Basaltic Rock'
dark grey, 250 g



0 09370 PROFI Ballast 'Gneiss'
reddish brown, 250 g



Best value!

NOCH Embossed Cardboard Walls

Working with NOCH Embossed Cardboard Walls is very easy: simply use scissors to cut the cardboard sheets with their various photorealistic wall patterns and then glue them on.



Info Tip: Product Advantages

- Realistic appearance by means of photorealistic wall patterns
- Structured surfaces, since the wall sheets are made of embossed cardboard
- Easy to work with: cut with scissors and glue on
- Available in two lengths




O HO TT **57510** Cardboard Wall 'Granite'
32 cm x 15 cm

O HO TT **57700** Cardboard Wall 'Granite'
extra long, 64 cm x 15 cm




O HO TT **57520** Cardboard Wall 'Dolomite'
32 cm x 15 cm

O HO TT **57710** Cardboard Wall 'Dolomite'
extra long, 64 cm x 15 cm




O HO TT **57530** Cardboard Wall 'Basalt'
32 cm x 15 cm

O HO TT **57720** Cardboard Wall 'Basalt'
extra long, 64 cm x 15 cm



O HO TT **57550** Cardboard Wall 'Red Brick'
32 cm x 15 cm

O HO TT **57730** Cardboard Wall 'Red Brick'
extra long, 64 cm x 15 cm




O HO TT **57560** Cardboard Wall
'Cut Quarrystone'
32 cm x 15 cm

O HO TT **57740** Cardboard Wall
'Cut Quarrystone'
extra long, 64 cm x 15 cm



O HO TT **57570** Cardboard Wall
'Yellow Sandstone'
32 cm x 15 cm

O HO TT **57750** Cardboard Wall
'Yellow Sandstone'
extra long, 64 cm x 15 cm



Figures 1 Gauge



With its 1:32 scale, 1 gauge is also referred to as the 'Royal Track' because of its impressive size and the level of details to the models.

Here are the 1 Gauge Figures. In the catalogue, you'll find many other products for landscaping and designing your 1 gauge layout.



1 17100 Railway Officials



1 17110 Engine Drivers Steam Locomotive



1 17111 Shunters



1 17130 Construction Workers



© Falco, Gerhard Peter



1 17131 Farmers



1 17132 Hunters



1 17133 Lumberjacks



1 17150 Passengers



1 17151 Sitting People (with Bench)



1 17200 Deer

Matching Accessories for G Gauge

G Gauge Deciduous Trees

With our small but elegant range of realistic model trees, you can perfectly forest your large railway layout.

Note: the trees are not suitable for outdoor use.



G 68010 Birch Tree
approx. 35 cm high



G 68015 Deciduous Tree
approx. 24 cm high



G 68020 Fruit Tree
green, approx. 30 cm high



G 68022 Fruit Tree
white blossom, approx. 30 cm high



G 68030 Deciduous Tree
approx. 35 cm high

G 68032 Deciduous Tree
approx. 40 cm high

G Gauge Fir Trees



G 68036 Fir Tree
approx. 25 cm high



G 68037 Fir Tree
approx. 30 cm high



G 68039 Fir Tree
approx. 40 cm high



G 68047 Snowy Fir Tree
approx. 30 cm high




G 68049 Snowy Fir Tree
approx. 40 cm high



Matching Accessories for G Gauge

Figures

Weatherproof!

 Our little assortment of figures for G gauge is constantly growing. The G-gauge figures are particularly elaborately handpainted and weatherproof. They are manufactured using a new production process that ensures that they have a high breaking strength.



G 17300 Railway Officials




G 17311 Shunters



G 17330 Construction Workers



G 17331 Farmers



G 17332 Hunters



G 17333 Lumberjacks



G 17350 Passengers



G 17351 Sitting People (with Bench)

i **Note:**
Painting

Due to the size of the G-gauge figures, the models are painted much more elaborately than figures in smaller gauges.



Livening up Your Model Landscape


NOCH Tunnels




A railway route without tunnel is like a loco without carriages! If you want to liven up your railway route in a very simple way, tunnels are the best solution. It is always fascinating to see a train disappear from one side and reappear on the other! NOCH Tunnels make this especially easy for you: they are hand-painted in natural colours, covered with grass, and usually additionally decorated. NOCH Tunnels are also ideal landscape pieces for first model landscapes.

Ideal for
beginners!


Made in
Germany



HO 02120 Tunnel
single track, straight
18 cm x 17 cm, 16 cm high
Clearance height 9.3 cm



HO 02200 Tunnel
single track, straight
34 cm x 27 cm, 16 cm high
Clearance height 9.3 cm



HO 02221 Tunnel
single track, straight
34 cm x 25 cm, 19 cm high
Clearance height 9.3 cm



HO 02430 Tunnel
double track, straight
30 cm x 28 cm, 17 cm high
Clearance height 9.3 cm



HO 05130 Corner Tunnel
single track, curved
41 cm x 37 cm, 20 cm high
Clearance height 9.3 cm
Suitable for R1 or R2



HO 05170 Corner Tunnel
single track, curved
41 cm x 37 cm, 22 cm high
Clearance height 9.3 cm
Suitable for R1 or R2



HO 05180 Corner Tunnel
double track, curved
43 cm x 41 cm, 23 cm high
Clearance height 9.3 cm
Suitable for R1 or R2



TT 48670 Tunnel
single track, straight
 31 cm x 18 cm, 14 cm high
 Clearance height 5.6 cm



N 34640 Tunnel
single track, straight
 18 cm x 16 cm, 10 cm high
 Clearance height 4.7 cm



N 34660 Corner Tunnel
single track, curved
 25 cm x 25 cm, 12 cm high
 Clearance height 4.7 cm
 Suitable for R1 or R2



N 34730 Corner Tunnel
double track, curved
 23 cm x 22 cm, 12 cm high
 Clearance height 4.7 cm
 Suitable for R1 or R2



Z 44670 Tunnel
single track, curved
 17 cm x 13 cm, 8 cm high
 Clearance height 3.2 cm
 Suitable for R1 or R2

How the Layouts are supplied

NOCH Prefomed Layouts can be set up in a short amount of time without any specialised knowledge. The 'landscape', a prefomed plastic model that is mounted on a sturdy wooden frame, is realistically designed, painted and flocked with grass. Tunnel portals and mounting holes on the sides are bored and tunnel bases cut to size. Many Layouts are supplied with a complete bridge kit. Track plans are also included. You can also download them all from www.noch.com

How to assemble the Layouts

On our YouTube channel, you'll find lots of tips and tricks on the topic 'Prefomed Layouts'. We've compiled all the relevant videos in a playlist for you. The track plans help to reflect how the rails of various model railway brands are laid out and to convey information about how electrical connections are made. To get the most true-to-life decoration possible for your layout, we have put together a list of special accessories for you. Of course, you can also equip the layout according to your own taste.

Options for expanding a Layout

Even if you want to extend your railway, that's no problem. Almost all NOCH Prefomed Layouts correspond to special standardisation. This means that you can choose whichever extensions you like the most or combine several prefomed layouts together. Thus, you can expand to the left, right and front. If the finished layout is temporarily not in use, the 'lightweight' layout can be effortlessly transported and stored upright.



The Easiest Way to Achieve Your Dream Layout

If you are dreaming of a model railway but have little time and space, or want to acquire the craftsmanship first, you do not have to miss out on having your own layout. NOCH offers a wide range of Prefomed Layouts.

Note: various radii are installed on all NOCH Prefomed Layouts. The smallest radius 1 is used in inner and outer circles, which can lead to problems when using longer trains and carriages. For example, it is possible that trains or carriages may scrape against bridge railings or tunnel portals. Please pay attention to the manufacturer's information regarding the minimum radius of your trains and waggons.

The track plans of all current NOCH Preformed
Layouts for download at
www.noch.com



■ Preformed Layouts & Large Layouts

Assembling a Preformed Layout – from page 350

Large Preformed Layout 'Silvretta' – from page 352

- Basic Dimensions: 220 cm x 140 cm
- Expansion of up to 440 cm x 180 cm possible through extensions

Preformed Layouts H0 and TT Gauge – from page 356

Expansion Options H0 and TT Gauge – from page 362

Preformed Layouts N and Z Gauge – from page 364

Expansion Options N and Z Gauge – from page 370

Accessories – from page 372

- Aluminium Frame, PROFI Foam Train Service Tray, Cable Ties

Assembling a Preformed Layout – Your Own Model Railway in 4 Steps!


Using the example of our 'Schönmühlen' layout (also see page 365), we show you how easily and quickly a NOCH Preformed Layout can

be built. In just eight hours, a beautiful layout is created, which can be developed even more to your heart's content.



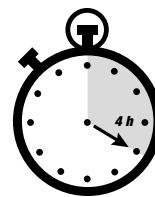
Step 1: off we go!

The Preformed Layout 'Schönmühlen' is ready for assembly. The tunnel bases and bridge are included, as well as detailed instructions.




Step 2: laying tracks.

First, the tunnel bases are glued onto the preformed landscape from underneath. Then, the bridge is assembled and installed. The layout is now ready for tracks to be laid and connected up. The fun times can begin once this step has been completed. Finally, the roads and squares are inserted (see page 96 onwards). Time required: approx. 4 hours.




3



Step 3: glueing on houses.

Next, the buildings (see page 218 onwards) are stuck onto the layout and ballast (see page 48 onwards) is sprinkled over any remaining gaps.




4



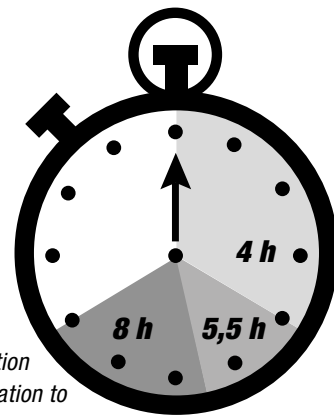
Step 4: adding plants & people.

Trees and bushes (see page 190 onwards) and model railway figures, accessories and vehicles (see page 272 onwards) are now glued on.



The 'tuned-up' layout

There are no bounds to your imagination and creativity in adding further decoration to the layout, of course. Here, you can see an attractively designed 'Schönmühlen' preformed layout.





'Silvretta' Large Preformed Layout, built in H0

An Impressive Format!

'Silvretta' Large Preformed Layout

Full of exciting contrasts – that is how the exquisite area of Silvretta presents itself in real life. And the model version is in no way inferior! Just like the original, the NOCH Large Preformed Layout 'Silvretta' shows off an impressive mountainous landscape with the typical reservoirs and flowing brooks. Three independently driving trains, numerous bridges and tunnels, as well as stations with sufficient sidings, leave no railway modeller's wish unfulfilled.

Supplied:

- Basic layout hand-painted and electrostatically flocked (Scatter Grass 2.5 mm, shade summer meadow)
- Mounted on sturdy frame structure
- Built-in tunnel bases
- H0 bridge kit
- Track plans for all systems listed in the adjacent table (except TT gauge)

62220 Aluminium Frame

The Aluminium Frame (ref. 62220) is the ideal support system for the NOCH Large Preformed Layout 'Silvretta'. A detailed description of the system can be found on page 360.

Note: please also pay attention to the information on pages 354 and 355.

'Silvretta' Large Preformed Layout

220 cm x 140 cm, approx. 52 cm high

H0 80100


3 railway circuits

Assembly in H0 gauge:

Märklin® metal/plastic/C track,
Fleischmann® Modell/Profi track,
Roco® geoLINE, TRIXX® C track

Assembly in TT gauge:

Suitable for TT



Track diagram basic layout



Track plans of the current
NOCH Large Preformed Layout
for download at
www.noch.com.



Supplied basic layout

Expansion Options for the Large Preformed Layout 'Silvretta':

Version A

HO 80120 'Turntable' Left Extension Layout

80120	140 cm	Basic layout 80100
100 cm		220 cm

Version B

HO 80140 'Industrial Harbour' Right Extension Layout
HO 80101 Front Extension Layout

140 cm	Basic layout 80100	80140	180 cm
	220 cm		
40	80101	120 cm	

Version C

HO 80120 'Turntable' Left Extension Layout

HO 80121 Front Extension Layout for 'Turntable' Extension
HO 80140 'Industrial Harbour' Right Extension Layout
HO 80101 Front Extension Layout




80120	140 cm	Basic layout 80100	80140	180 cm
100 cm		220 cm		
80121	40	80101	120 cm	



Info Tip: Substructure

Using a stable substructure is recommended when assembling and expanding a large preformed layout. The NOCH Aluminium Frame (see page 378) is particularly helpful for this.

Note: Bridge kits, tunnel bases, mounting straps and track plans are supplied with the extensions. Descriptions of the extensions can be found from page 360 onwards.



Expansion Options for the NOCH Large Preformed Layout 'Silvretta'

A set of specially conceived extensions make it possible to expand your basic layout 'Silvretta'. The extensions fit exactly onto the basic layout and are supplied along with: a frame substructure, bridge kits (as required), tunnel bases, mounting straps, machined tunnel portals and mounting holes as well as track plans.

The basic layout and extensions can be lengthened by 40 cm at the front with front extensions. We recommend the NOCH Aluminium Frame as a stable substructure for the basic layout and extensions.

H0 80120 Left Extension Layout 'Turntable'

80120	Basic layout 80100
100 cm	140 cm 220 cm

100 cm x 140 cm, approx. 26 cm high
 Assembly in H0:
 Märklin® metall- / plastic / C track
 Fleischmann® Modell / Profi track
 TRIX®, Roco® geoLINE.
 Assembly also suitable for TT.

Note: the 'Silvretta' track plan includes the track plan for the left extension.

62210 Aluminium Frame

100 cm x 140 cm
 Supplied:
 Frame and two feet



H0 80140 Right Extension Layout 'Industrial Harbour'

140 cm	Basic layout 80100	80140	180 cm
	220 cm		
40	80101	120 cm	

120 cm x 180 cm, approx. 30 cm high
 Assembly in H0:
 Märklin® metal / plastic / C track,
 Fleischmann® Modell / Profi track,
 Assembly also suitable for TT.

The mountain landscape on the basic layout is expanded to the right by the industrial harbour extension. This results in an interesting contrast.

Two sections of track are led over a double girder bridge. In the harbour area, four sidings provide a realistic shunting operation. To install the 'Industrial Harbour' Extension, you will need the Front Extension (ref. 80101) to extend the basic layout to the required 180 cm.

62218 Aluminium Frame

120 cm x 180 cm
 Supplied:
 Frame and two feet

Note: the 'Industrial Harbour' extension and the right extension include track plans for the front extension.





H0 80101 Front Extension Layout for 'Silvretta'
220 cm x 40 cm

80120 100 cm	140 cm Basic layout 80100 220 cm	80140 180 cm
80121	40 80101	120 cm

62240 Aluminium Frame
220 cm x 40 cm



H0 80121 Front Extension Layout for 'Turntable' Extension
100 cm x 40 cm
with access ramp

80120 100 cm	140 cm Basic layout 80100 220 cm	80140 180 cm
80121	40 80101	120 cm

62230 Aluminium Frame
100 cm x 40 cm

Aluminium Frame for NOCH Large Preformed Layouts + Extensions*			
Ref.	Length in cm	Width in cm	Suitable for Preformed Layouts and Extensions
62220	220	140	'Silvretta', 'Luzern'
62210	100	140	Left Extension 'Turntable'
62240	220	40	Front Extension ref. 80101
62230	100	40	Front Extension ref. 80121
62218	120	180	Right Extension 'Industrial Harbour'

Aluminium Frame System

It is very important for large layouts in particular to use a stable and torsion-resistant substructure. This is guaranteed with the Aluminium Frames from NOCH. A detailed description of the system can be found on page 378.

* Frames for extensions are not free-standing.
Only to be used as a mounting frame for the frames in conjunction with the basic model.



'Mittenwald' Preformed Layout, built in HO

Fun with Trains at the Foothills of the Alps

Bestseller!

'Mittenwald' Preformed Layout

The Preformed Layout 'Mittenwald' is a top model in the NOCH range, which maintains its Alpine character through an impressive mountain mass on its right-hand side.

Supplied:

- Basic layout hand-painted and electrostatically flocked (Scatter Grass 2.5 mm, shade summer meadow)
- Mounted on sturdy wooden frame
- Pre-cut tunnel bases
- HO bridge kit
- Track plans for all systems listed in the table

Expansion options:

Illustrations and descriptions of the extensions can be found following the preformed layouts. When expanding with extension (ref. 81970), one Foam Ramp (ref. 99360) is required.

62200 Aluminium Frame

200 cm x 100 cm + 20 cm
(extendible up to 120 cm)

The ideal support system for the Preformed Layout 'Mittenwald'. A detailed description of the system can be found on page 378.

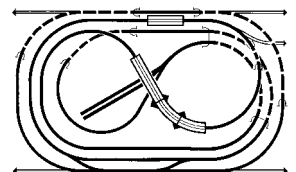
TT 48790 Scale Replacement
single track, reduces the tunnel portal from HO gauge to TT gauge
2 pieces, 14 cm x 10.5 cm

TT 48800 Scale Replacement
double track, reduces the tunnel portal from HO gauge to TT gauge
2 pieces, 14 cm x 10.5 cm


For assembling in TT gauge,
4 x ref. 48790 and
1 x ref. 48800 are required.

Note: please also pay attention to the information on pages 348 and 349.

'Mittenwald' Preformed Layout		
200 cm x 120 cm, approx. 41 cm high		
HO	TT	81610
2 railway circuits		
Assembly in HO gauge: Märklin® metal / plastic / C track, Fleischmann® Modell / Profi track, Piko A track, Roco® Line, Roco® geoLine, TRIXX® C track		
Assembly in TT gauge: TT Model track		



HO Track diagram basic layout



Supplied basic layout and extensions (with extensions shown in grey)



'Rosenheim' Preformed Layout, built in HO

It's so Easy to Get Your Own Model Railway Started

'Rosenheim' Preformed Layout

The Preformed Layout 'Rosenheim' offers pure railway modelling and playing pleasure on 160 cm x 100 cm. The trains make their rounds on two railway circuits around a beautiful small town. Two long tunnels and an impressive bridge make for an interesting drive. A road leads round the centre of town and invites you to play. With a little craftsmanship, this road can also be fitted out with the (single lane) FALLER Car System. Thanks to the standardisation of the NOCH system, the Preformed Layout 'Rosenheim' can also later be expanded at any time.

Together with the layout comes the track plans for all listed track systems and a detailed parts list for assembly.

Supplied:

- Basic layout hand-painted and electrostatically flocked (Scatter Grass 2.5 mm, shade summer meadow)
- Mounted on sturdy wooden frame
- Pre-cut tunnel bases
- HO bridge kit
- Track plans for all systems listed in the table

Expansion options:

Illustrations and descriptions of the extensions can be found following the preformed layouts.

62160 Aluminium Frame

160 cm x 100 cm + 20 cm
(extendible up to 120 cm)


The ideal support system for the NOCH Preformed Layout 'Rosenheim'. A detailed description of the system can be found on page 378.

- TT 48790 Scale Replacement**
single track, reduces the tunnel portal from HO gauge to TT gauge
2 pieces, 14 cm x 10.5 cm

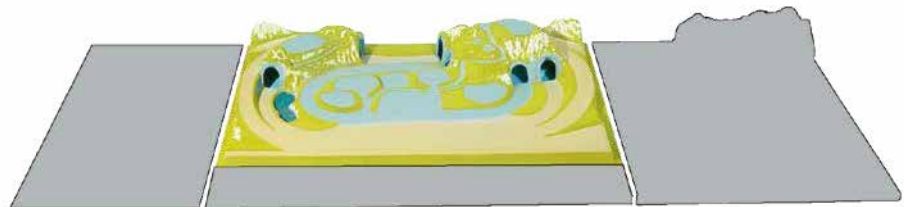
Two sets are required for assembling in TT gauge.

Note: please also pay attention to the information on pages 348 and 349. The BRAWA funicular railway pictured on the layout is no longer available.


'Rosenheim' Preformed Layout
160 cm x 100 cm, approx. 23.5 cm high
HO TT 81600
2 railway circuits
Assembly in HO gauge: Märklin® plastic / C track, Fleischmann® Profi track, TRIX® C track, PIKO A track, Roco® geoLine
Assembly in TT gauge: TT Model track



HO Track diagram basic layout



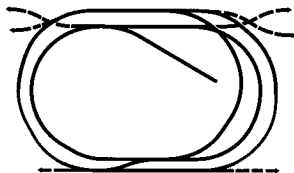
Supplied basic layout and extensions (extensions shown in grey)



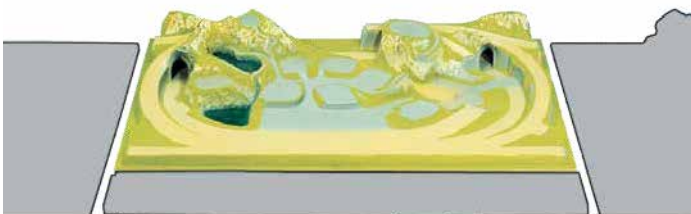


'Schönmühlen' Preformed Layout, built in H0

'Schönmühlen' Preformed Layout
160 cm x 100 cm, approx. 25 cm high
H0 TT 81710
2 railway circuits
Assembly in H0 gauge: Märklin® metal/plastic/C track Fleischmann® Modell/Profi track Piko A track, Roco® Line, Roco® geoLine, TRIX® C track
Assembly in TT gauge: TT Model track



H0 Track diagram basic layout



Supplied basic layout and extensions (extensions shown in grey)

Our Medium-Sized Highlands Railway

'Schönmühlen' Preformed Layout

'Schönmühlen' is a popular medium-sized layout with an interesting route that leads over two bridges and through two tunnels. Its special charm derives from a lovely small town with a church, railway station and goods shed, as well as a small lake and a country road with an open level crossing. However, the real eye-catcher is a functioning watermill, whose water wheel is operated by a hydrological cycle with a pump. In addition, two railway circuits, a siding and a passing loop allow for a varied train drive.

Expansion options:

Illustrations and descriptions of the extensions can be found following the preformed layouts.

Supplied:

- Basic layout hand-painted and electrostatically flocked (Scatter Grass 2.5 mm, shade summer meadow)
- Mounted on sturdy wooden frame
- Pre-cut tunnel bases
- H0 bridge kit
- Track plans for all systems listed in the table

62160 Aluminium Frame

160 cm x 100 cm + 20 cm
(extendible up to 120 cm)

The ideal support system for the Preformed Layout 'Schönmühlen'. A detailed description of the system can be found on page 378.

TT 48790 Scale Replacement

single track, reduces the tunnel portal from H0 gauge to TT gauge
2 pieces, 14 cm x 10.5 cm

Two sets are required for assembling in TT gauge.

Note: please also pay attention to the information on pages 348 and 349.



'Königsfeld' Preformed Layout, built in H0

Train Ride Through Central Franconia

'Königsfeld' Preformed Layout

The Preformed Layout 'Königsfeld' presents an idyll in the best model railway format.

The interesting guided track runs through a central mountainous region with many tourist attractions: a small mediaeval town with a church, a castle atop a mountain, a flowing brook with a lake, an old brick station with goods sheds and, last but not least, a tunnel and pretty, curved bridge.

Two railway circuits and a siding make for an interesting train drive.

Supplied:

- Basic layout hand-painted and electrostatically flocked (Scatter Grass 2.5 mm, shade summer meadow)
- Mounted on sturdy wooden frame
- Pre-cut tunnel bases
- H0 bridge kit
- Track plans for all systems listed in the table

Expansion options:

Illustrations and descriptions of the extensions can be found following the preformed layouts.

62160 Aluminium Frame

160 cm x 100 cm + 20 cm
(extendible up to 120 cm)

The ideal support system for the Preformed Layout 'Königsfeld'. A detailed description of the system can be found on page 378.

TT 48790 Scale Replacement

single track, reduces the tunnel portal from H0 gauge to TT gauge
2 pieces 14 cm x 10.5 cm

One set is required for assembling in TT gauge.

Note: please also pay attention to the information on pages 354 and 355. The BRAWA funicular railway pictured on the layout is no longer available.

'Königsfeld' Preformed Layout

160 cm x 100 cm, approx. 24 cm high

H0 TT 81580

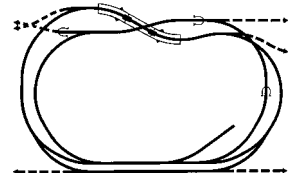
2 railway circuits

Assembly in H0 gauge:


Märklin® metal/plastic/C track, Fleischmann® Modell/Profi track, Piko A track, Roco® Line, Roco® geoLine, TRIX® C track

Assembly in TT gauge:

TT Model track

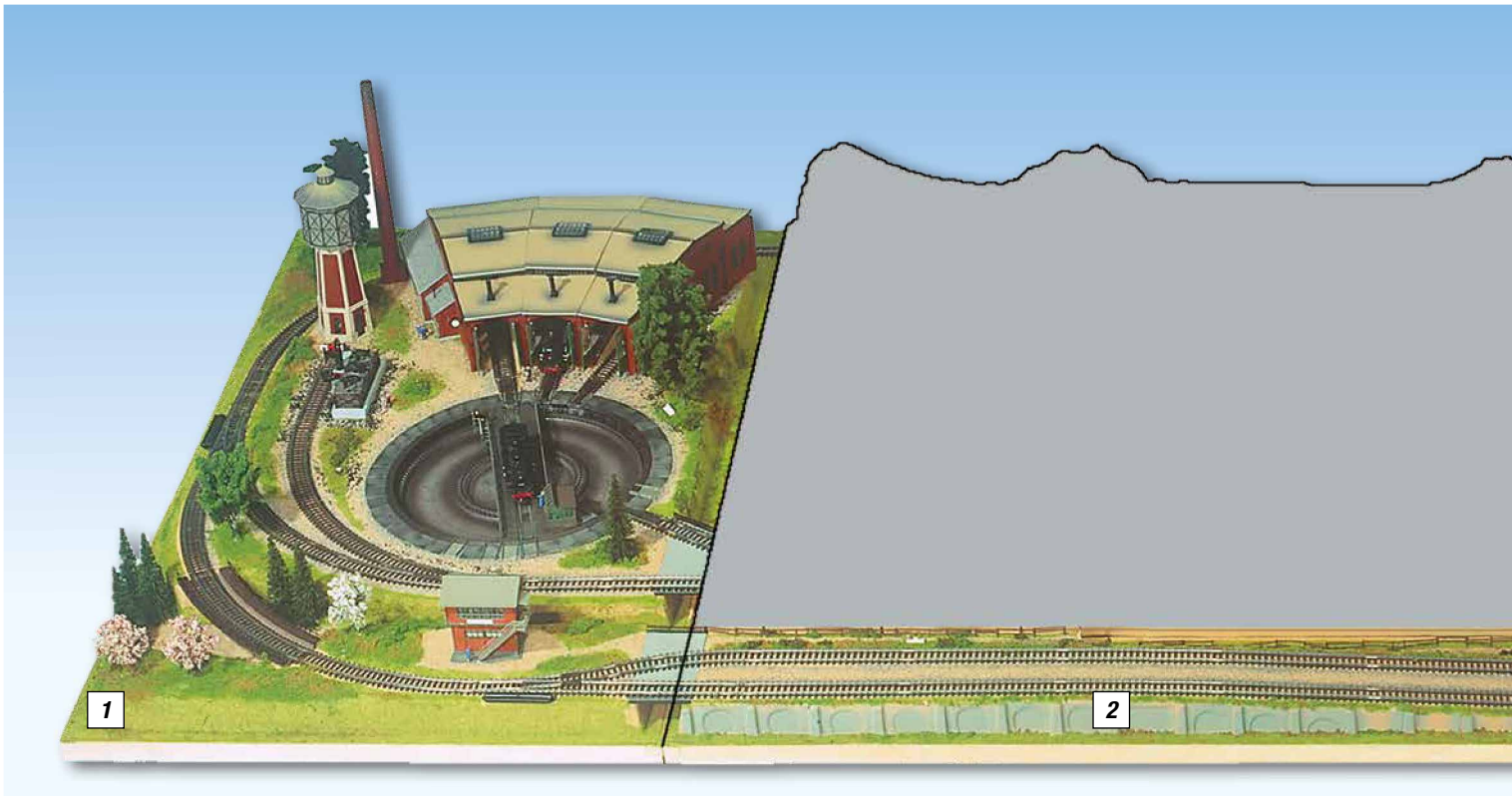


H0 Track diagram basic layout



Supplied basic layout and extensions (extensions shown in grey)





1 HO 81950 Left Extension Layout 'Turntable'
 70 cm x 120 cm, can be shortened to 70 cm x 100 cm.
 Extension can be used either with a turntable or as an industrial area offering various shunting options.

Note: if you shorten the extension ref. 81950 to the length of 100 cm, the aluminium frame must also be reduced to this size.

62070 Aluminium Frame
 70 cm deep, 120 cm long
 78 cm high
 Supplied:
 Frame and two feet

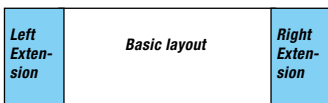
TT 48790 Scale Replacement
 single track, reduces the tunnel portal from HO gauge to TT gauge
 2 pieces, 14 cm x 10.5 cm
 One set is required for assembling the basic layout in TT gauge.

2 HO 81980 Front Extension Layout
 200 cm x 20 cm, shorable
 Extension with incline combines the left and right extension.


Expand with whatever you want, whenever you want!

You can expand your preformed layout at any time.
 The preformed layouts and extensions rest on a sturdy wooden frame and are secured with the enclosed mounting straps.

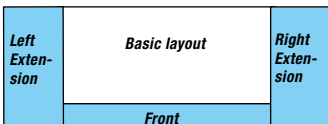
The transformer panel is screwed on at the front if the space for transformers and control consoles is insufficient.
 This item is described in more detail on page 378.



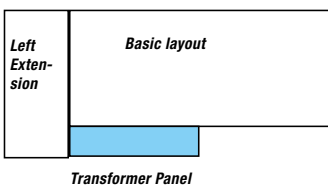
Some extensions deeper than 100 cm can be shortened to 100 cm in order to be added to a basic layout with this depth.



Basic layouts of the same depth can be placed directly next to one another. In this way, model railway layouts of different lengths arise, which can then be extended further with extensions. Transformer panels can be added as desired.



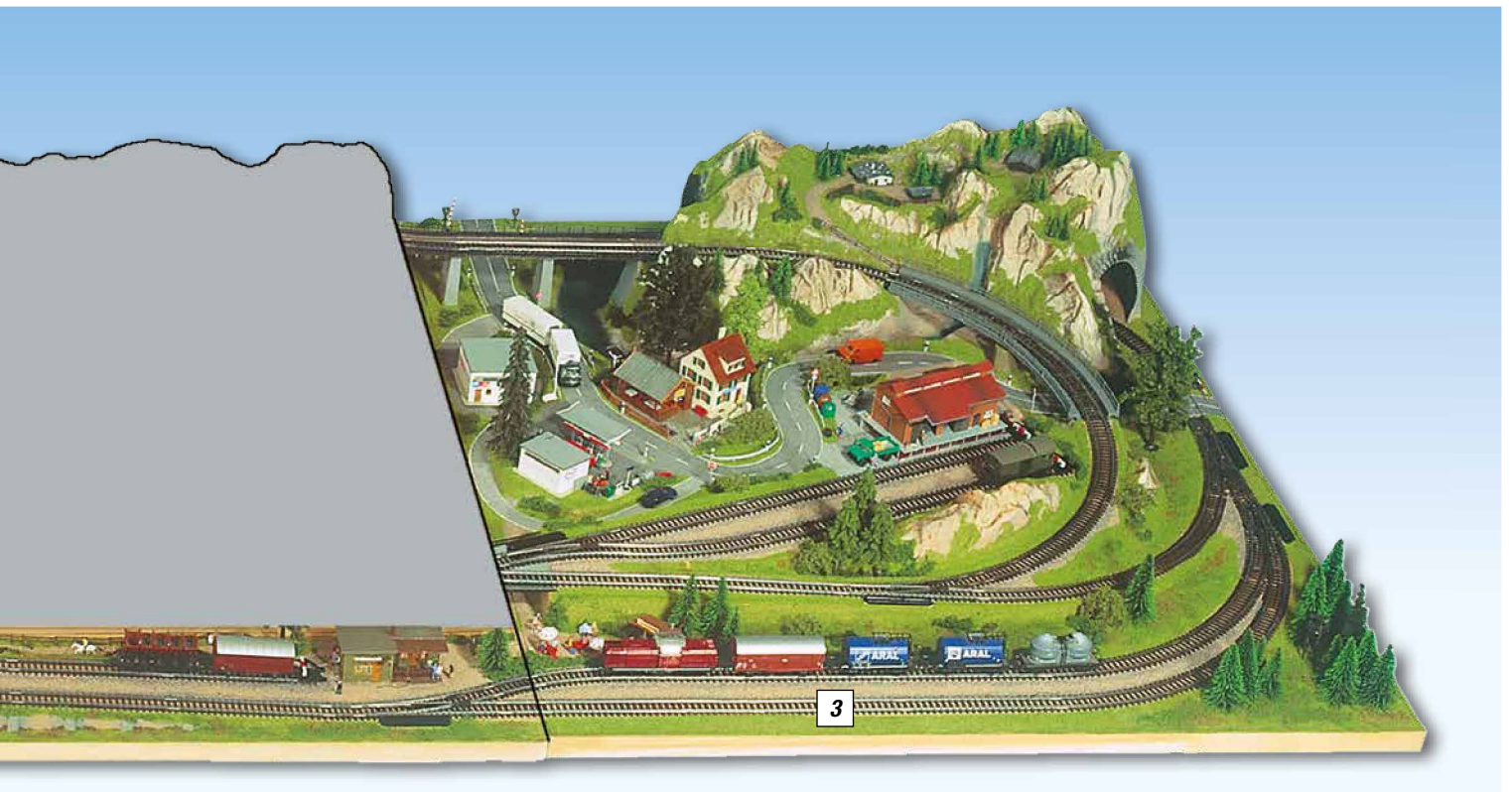
The total depth is 120 cm if the basic layout is expanded on both sides and on the front.
 For basic layouts with a depth of only 100 cm, the 'Front Extension' (ref. 81980) can be attached to the front.



A transformer panel can be mounted if, for example, a basic layout with a depth of 100 cm is extended with a non-shortened extension. The transformer panel is described on page 378.

This overview shows the numerous options for expanding the basic layout to the left, right and front with ready-made extension pieces.

Ref.	Basic layout	Size in cm	Left 81950	Right 81970	Front 81980
81580	'Königsfeld'	160 x 100	●	●	●
81600	'Rosenheim'	160 x 100	●	●	●
81610	'Mittenwald'	200 x 120	●	●	
81710	'Schönmühlen'	160 x 100	●	●	●



3 HO 81970 Right Extension

100 cm x 120 cm, approx. 26 cm high, can be shortened to 100 cm x 100 cm. Extension with a charming landscape scene, a long tunnel stretch as well as shunting options.

Note: if you want to use the extension on a preformed layout with a depth of 120 cm, you will also need one Foam Ramp (ref. 99360).

Supplied:

- All extensions are hand-painted and electrostatically flocked (Scatter Grass 2.5 mm, shade summer meadow)
- Mounted on sturdy wooden frame
- Pre-cut tunnel bases
- HO bridge kit (as required)
- Track plans and mounting straps

Note: please also pay attention to the information on pages 354 and 355.

62100 Aluminium Frame

120 cm x 100 cm, 78 cm high, Supplied: Frame and two feet

TT 48790 Scale Replacement

single track, reduces the tunnel portal from HO gauge to TT gauge
2 pieces, 14 cm x 10.5 cm

Two sets are required for assembling in TT gauge.

Note: if you shorten the extension ref. 81970 to the length of 100 cm, the aluminium frame must also be reduced to this size.

Track plans (valid for all extensions)

Assembly in HO gauge:

Märklin® metal/plastic/C track, Fleischmann® Modell/Profi track, Roco® Line, Roco® geoLine, TRIXX® C track, PIKO A track

Assembly in TT gauge:

Extensions are suitable for TT, track plans not available


The extensions also fit discontinued layouts from our range, such as:

Ref.	Basic layout	Size in cm	Left 81950	Right 81970	Front 81980
80690	'Grafenweiler'	150 x 100	●	●	●
81500	'Mindelheim'	220 x 120	●	●	●
81550	'Salzburg'	200 x 120	●	●	●
81560	'Eschenbach'	160 x 100	●	●	●
81570	'Röthenbach'	160 x 100	●	●	●
81590	'Steigerwald'	150 x 100	●	●	●
81600	'Waldburg'	140 x 100	●	●	●
81604	'Tannau'	160 x 100	●	●	●
81620	'Altmühl'	200 x 100	●	●	●
81630	'St. Peter'	160 x 100	●	●	●
81640	'Rheingau'	150 x 100	●	●	●
81650	'Badgastein'	150 x 100	●	●	●
81660	'Breisgau'	175 x 100	●	●	●
81660	'Mühltal'	200 x 100	●	●	●
81670	'Arosa'	160 x 100	●	●	●
81670	'Seeblick'	160 x 100	●	●	●
81680	'Seeberg/Simmental'	150 x 100	●	●	●

The extensions also fit discontinued layouts from our range, such as:

Ref.	Basic layout	Size in cm	Left 81950	Right 81970	Front 81980
81700	'Lahnstein'	160 x 100	●	●	●
81700	'Münsterland'	140 x 100	●	●	●
81710	'Frankenalb'	150 x 100	●	●	●
81710	'Althausen'	150 x 100	●	●	●
81720	'Freiburg'	160 x 100	●	●	●
81720	'Kurpfalz'	150 x 100	●	●	●
81730	'Wildbad'	160 x 100	●	●	●
81750	'Wiesensteig'	140 x 100	●	●	●
81750	'Braunneck'	140 x 100	●	●	●
81760	'Odenwald'	150 x 100	●	●	●
81760	'Kirchberg'	150 x 100	●	●	●
81770	'Weilheim'	160 x 100	●	●	●
81770	'Schönblick'	140 x 100	●	●	●
81780	'Mühlhausen'	140 x 100	●	●	●

Note: all available track plans for current and previous preformed layouts can be found at www.noch.com.



'Baden-Baden' Preformed Layout, built in N

Big Railway Station, Tall Bridges!

'Baden-Baden' Preformed Layout

'Baden-Baden' is a particularly attractive large model with a lot of possibilities for operating trains, and thus meets the demands of technically-advanced railway modellers.

A romantic spa town lies in this very realistic-looking lower mountainous region, whose main attraction is the impressive railway station with five through lines and two platforms. Alongside it are a railway rolling-stock division with six sidings and a double incline. Long trains can be placed without any difficulty on the particularly spacious route. Six tunnels, four staggered bridges and a mountain route with a branch line station

make for an extremely realistic train drive. In addition, there is a fully functioning level crossing and a small lake with a flowing brook and weir.

N gauge and Z gauge:

Four railway circuits and seven sidings. When assembling in Z gauge, longer, doubled-headed trains (two locomotives) must be in operation along the mountain route.

Supplied:

- Basic layout hand-painted and electrostatically flocked (Scatter Grass 2.5 mm, shade summer meadow)
- Mounted on sturdy wooden frame
- Pre-cut tunnel bases
- N/Z bridge kit
- Track plans for all systems listed in the table

Expansion options:

Illustrations and descriptions of the extensions can be found following the preformed layouts.

62475 Aluminium Frame

175 cm x 100 cm

The ideal support system for the NOCH 'Baden-Baden' Preformed Layout. A detailed description of the system can be found on page 378.



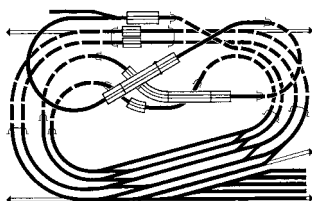
'Baden-Baden' Preformed Layout
175 cm x 100 cm, approx. 31 cm high
N Z 84830
4 railway circuits
Assembly in N gauge: Arnold®, Fleischmann® piccolo, Minitrix®
Assembly in Z gauge: Märklin® mini-club, ROKUHAN



- Z 44790 Scale Replacement** single track, reduces the tunnel portal from N gauge to Z gauge, 2 pieces, 9 cm x 7 cm
- Z 44800 Scale Replacement** double track, reduces the tunnel portal from N gauge to Z gauge, 2 pieces, 9 cm x 7 cm

For assembling in Z gauge,
4 x ref. 44790 and
3 x ref. 44800 are required.


Note: please also pay attention to the information on pages 354 and 355.



N Track diagram basic layout



Supplied basic layout and extensions (extensions shown in grey)



'Staufen' Preformed Layout, built in N

A lot of Fun with Trains in N Gauge!

'Staufen' Preformed Layout

The beautifully reproduced lower mountainous landscape, with its spacious mountain guesthouse, gives the 'Staufen' layout special charm. Also the timber-framed style of the station district, tightly packed against the rails, lets the imagination run free. The lavishly developed network of N-gauge railway track comprises an imposing station, some large bridges and three sidings.

Supplied:

- Basic layout hand-painted and electrostatically flocked (Scatter Grass 2.5 mm, shade summer meadow)
- Mounted on sturdy wooden frame
- Pre-cut tunnel bases
- Bridge kit
- Track plans for all systems listed in the table

Expansion options:
Illustrations and descriptions of the extensions can be found following the preformed layouts.

62440 Aluminium Frame

140 cm x 69 cm + 31 cm
(extendible up to 100 cm)

The ideal support system for the NOCH 'Staufen' Preformed Layout.

A detailed description of the system can be found on page 378.

Note: please also pay attention to the information on pages 354 and 355.

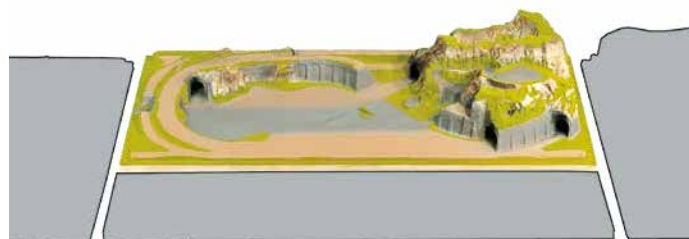
'Staufen' Preformed Layout

140 cm x 69 cm, approx. 27 cm high

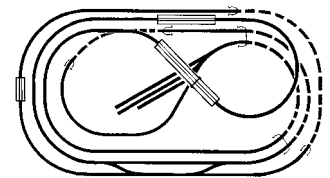
N 83870

2 railway circuits


Assembly in N gauge:
Arnold®, Fleischmann® piccolo,
Minitrix®



Supplied basic layout and extensions (extensions shown in grey)



Track diagram basic layout



'Traunstein' Preformed Layout, built in N

Amongst the Foothills of the Bavarian Alps...

'Traunstein' Preformed Layout

'Traunstein' Preformed Layout
125 cm x 69 cm, approx. 18 cm high
N Z 84810
N gauge: 2 railway circuits
Z gauge: 3 railway circuits
Assembly in N gauge: Arnold®, Fleischmann® piccolo, Minitrix®
Assembly in Z gauge: Märklin® mini-club, ROKUHAN

The foothills of the Alps in the perfect size! The 'Traunstein' layout is the ideal size for fascinating driving. With two railway circuits (or three in Z gauge), two bridges and four sidings, 'Traunstein' lets you enjoy a varied model railway scene.

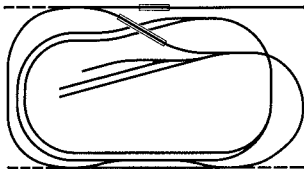
The small mediaeval town, the small goods station and the flowing brook with a lake, lend the layout an appealing Alpine flair. This preformed layout can be expanded with all fitting extensions.

Supplied:

- Basic layout hand-painted and electrostatically flocked (Scatter Grass 2.5 mm, shade summer meadow)
- Mounted on sturdy wooden frame
- Pre-cut tunnel bases
- N/Z bridge kit
- Track plans for all systems listed in the table

Expansion options:



Illustrations and descriptions of the extensions can be found following the preformed layouts.



N Track diagram basic layout



Supplied basic layout and extensions (extensions shown in grey)



62425 Aluminium Frame

125 cm x 69 cm + 31 cm
(extendible up to 100 cm)

The ideal support system for the NOCH 'Traunstein' Preformed Layout. A detailed description of the system can be found on page 378.

Z 44800 Scale Replacement

double track, reduces the tunnel portal from N gauge to Z gauge
2 pieces, 9 cm x 7 cm

One set is required for assembling in Z gauge.

Note: please also pay attention to the information on pages 354 and 355.



'Bergün' Preformed Layout, built in N with KATO Unitrack tracks

Aiming High into the Swiss Mountains!

'Bergün' Preformed Layout

We are pleased to present this layout, specially made for the mountaineering trains of the 'Rhaetian Railway®' and where the Glacier Express, for example, really comes into its own. This small preformed layout has it all: nowhere else is there so much track on such a little area, with a striking interaction between mountains and valleys, as well as a gradient of up to 5%.

Supplied:

- Basic layout hand-painted and electrostatically flocked (Scatter Grass 2.5 mm, shade summer meadow)
- Mounted on sturdy wooden frame
- Pre-cut tunnel bases
- Laser-Cut Bridge Kit
- Hard Foam Quarystone Viaduct (ref. 34860)
- Track plan for assembly with KATO Unitrack

Expansion options:

Due to the Bergün Preformed Layout's varying dimensions, the layout cannot be expanded by NOCH standard extensions.

62420 Aluminium Frame

125 cm x 60 cm

The ideal support system for the NOCH 'Bergün' Preformed Layout. A detailed description of the system can be found on page 378.

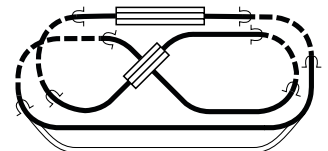
'Bergün' Preformed Layout

125 cm x 60 cm, approx. 34 cm high

N 83860

1 railway circuit

Assembly in N gauge:
Only with KATO Unitrack,
min. radius 150




Track diagram basic layout

Important:

Construction is only possible with KATO Unitrack tracks, since the smallest radius is R150. The layout is designed for KATO Rhaetian Railway® series locomotives and carriages, as well as for trains whose driving characteristics allow for a tight radius and 5% incline. Please note the manufacturer's information when operating with other locomotives and carriages!


Further Promotions, KATO Unitrack System, Gauge N	
Ref.	Description
83860 + 7079840	'Bergün' Layout & KATO N Track Set for Layout 'Bergün' Savings of 9 % compared to the individual purchase
7079840	KATO N Track Set for Layout 'Bergün' Savings of 5% compared to the individual purchase



Supplied layout

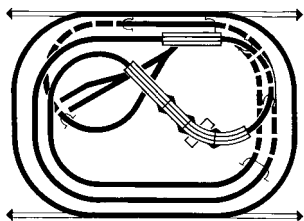
Note:

Further information on the KATO Unitrack system and the KATO Glacier Express, as well as the KATO Allegra, can be found from page 394 onwards.



'Cortina' Preformed Layout, built in Z

'Cortina' Preformed Layout	
100 cm x 69 cm, approx. 21 cm high	
Z	85880
2 railway circuits	
Assembly in Z gauge: Märklin® mini-club, ROKUHAN	



Track diagram basic layout

Scaling New Heights!

'Cortina' Preformed Layout

The interplay between mountain and valley, rock and water, makes for a charming landscape, which is also traversed by an interesting railway route: the Preformed Layout 'Cortina' in Z gauge. Detachable mountain peaks facilitate installation. Two sidings and a large lake with a flowing brook round off the layout, which is incidentally also compatible with a functioning catenary system.

Bridge Kit

According to the enclosed parts list, Märklin® bridges are required for assembly.

Supplied:

- Basic layout hand-painted and electrostatically flocked (Scatter Grass 2.5 mm, shade summer meadow)
- Mounted on sturdy wooden frame
- Pre-cut tunnel bases
- Track plans

Expansion options:


Illustrations and descriptions of the extensions can be found following the preformed layouts.

62400 Aluminium Frame

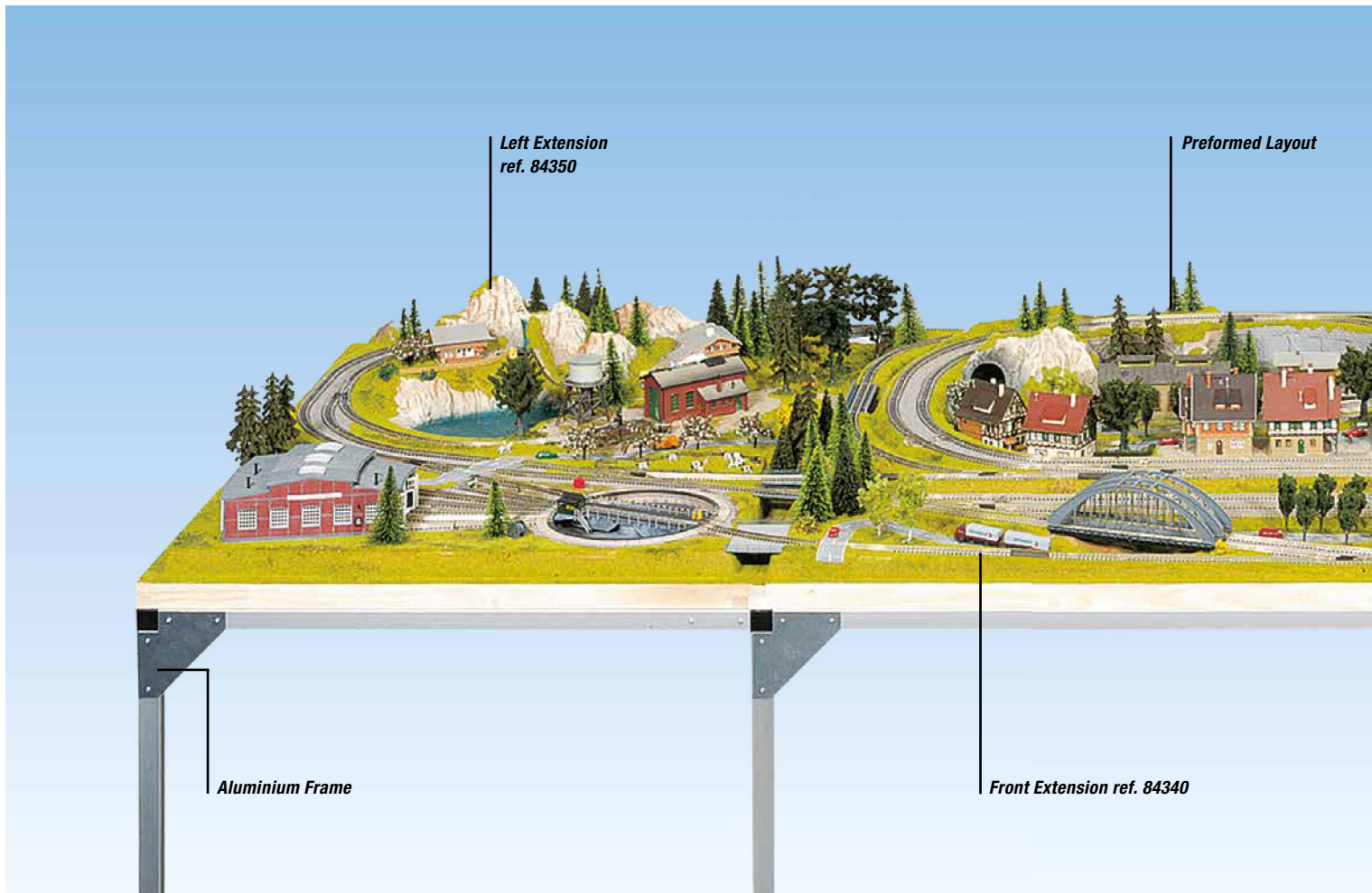
100 cm x 69 cm + 31 cm
(extendible up to 100 cm)

The ideal support system for the NOCH 'Cortina' Preformed Layout. A detailed description of the system can be found on page 378.

Note: please also pay attention to the information on pages 354 and 355.



Supplied basic layout and extensions (extensions shown in grey)



Note: picture shows prototype version for illustration purposes only. Actual layouts may vary.

Expansion Options

You can immediately or subsequently expand your N- or Z-gauge preformed layout with extensions (excluding the 'Bergün' Preformed Layout and Structured Hard Foam Preformed Layouts).

The extensions match the preformed layouts in colour and realistic flocking, with support frames and, where necessary, a bridge kit and tunnel bases. Each extension is equipped with a set of mounting straps.

Preformed Layouts with a width of 69 cm can be lengthened to a width of 100 cm with the help of the Front Extension (ref. 84340).

The right or left extensions can then be installed.

For the 'Cortina' Preformed Layout, the special Front Extension (ref. 85340) is required.

Applicable to all extensions:

Assembly in N gauge:

Arnold®, Fleischmann® piccolo, Minitrix®

Assembly in Z gauge:

Märklin® mini-club

Supplied:

- Basic layout hand-painted and electrostatically flocked (Scatter Grass 2.5 mm, shade summer meadow)
- Mounted on sturdy wooden frame
- Pre-cut tunnel bases
- N/Z bridge kit, track plans and mounting straps.

62369 Aluminium Frame

100 cm x 69 cm

Supplied:

Frame and two feet

The ideal support system for the extension layouts ref. 84320 and 84350. A detailed description of the system can be found on page 378.

N Z 84350 Left Extension Layout

69 cm x 100 cm

approx. 16 cm high

N Z 84340 Front Extension Layout

140 cm x 31 cm

can be shortened to 125 cm

Z 85340 Front Extension Layout

100 cm x 31 cm

Compatible only with the preformed layout ref. 85880 'Cortina'

N Z 84320 Right Extension Layout

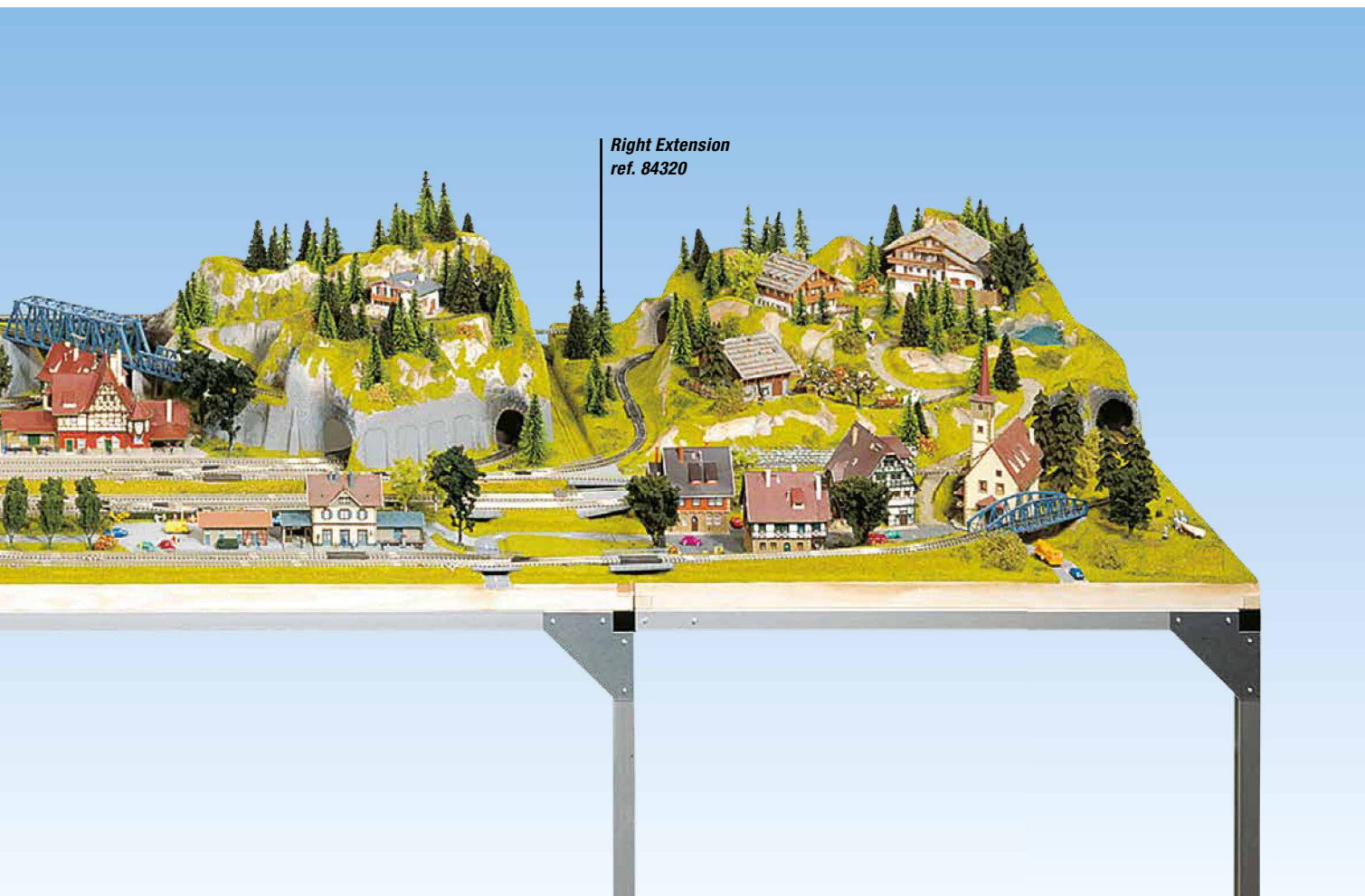
69 cm x 100 cm

approx. 21 cm high

Z 44790 Scale Replacement

single track, reduces the tunnel portal from N gauge to Z gauge
2 pieces, 9 cm x 7 cm

Two sets are required for assembling the right extension layout in Z gauge.



Overview of connection options for basic layouts and extensions

Ref.	Model	Size in cm	84350 Left Extension	84340 Front Extension	85340 Front Extension	84320 Right Extension
84810	'Traunstein'	125 x 69	•	•		•
83870	'Staufen'	140 x 69	•	•		•
84830	'Baden-Baden'	175 x 100	•			•
85880	'Cortina'	100 x 69	•		•	•
Extensions also fit discontinued models from our range, such as:						
83640	'Jura'	175 x 100	•			•
83740	'Hochgrat'	150 x 100	•			
84820	'Kaiserstuhl'	160 x 100	•			•
84840	'Kufstein'	125 x 69	•	•		•
84850	'Immental'	125 x 69	•	•		•
84860	'Kitzbühel'	140 x 69	•	•		•
84860	'Schluchsee'	140 x 69	•	•		•
84900	'Silbertal'	125 x 69	•	•		•

Aluminium Frames

If you want to give your model railway layout a firm footing, then the NOCH Aluminium Frame is ideal. The aesthetically pleasing aluminium frame is a very sturdy and yet lightweight support system made of anodised aluminium profiles. It can be mounted under NOCH Preformed Layouts as well as under your own layout.

In the table below, you can see which preformed layout or size of layout fits the aluminium frame.

Aluminium Frames for NOCH Preformed Layouts, Large Preformed Layout and Extension Layouts		
Ref.	Length in cm	Width in cm
62070	120	70
62100	120	100
62160	160	100 + 20*
62200	200	100 + 20*
62210	100	140
62218	180	120
62220	220	140
62230	100	40
62240	220	40
62369	100	69
62400	100	69 + 31**
62420	125	60
62425	125	69 + 31**
62440	140	69 + 31**
62475	175	100


* Width up to 120 cm possible

** Width up to 100 cm possible

How the frames are supplied:
Tailor-made aluminium profiles and connecting elements for assembly, including instructions.
Height 78 cm.



Aluminium Frame:
Sturdy yet lightweight frame made of anodised aluminium forms an aesthetically pleasing support structure for your model landscape.



Transformer Panel and Aluminium Frame

With the help of the Transformer Panels (ref. 50303 and 50305), you can install transformers, control panels and switches on the front of your layout. Among other things, it can be attached to any NOCH Preformed Layout or your own unique layout.

For added stability, the Aluminium Frames (ref. 62600 and 62660) are also available as support systems for the transformer panels.

62600 Aluminium Frame

100 cm x 20 cm, including legs
suitable for Transformer Panel Kit ref. 50305
(optional)

62660 Aluminium Frame

60 cm x 20 cm, including legs
suitable for Transformer Panel Kit ref. 50303
(optional)



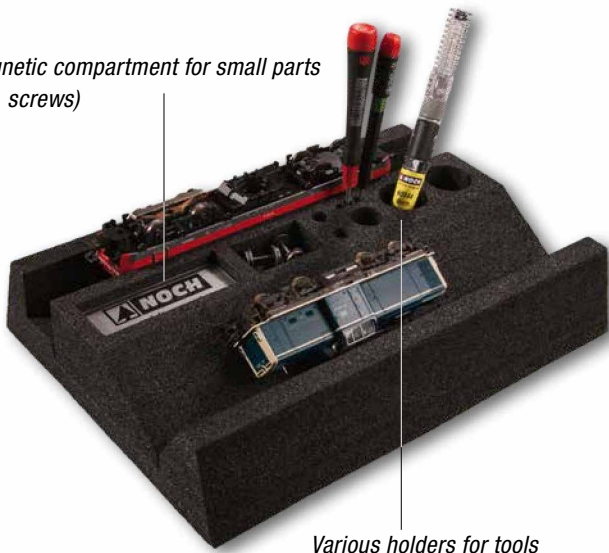
50303 Transformer Panel

60 cm x 20 cm
Contents: plastic board on wooden frame
mounting brackets, furniture fixings


50305 Transformer Panel

100 cm x 20 cm
Contents: plastic board on wooden frame
mounting brackets, furniture fixings

Magnetic compartment for small parts
(e.g. screws)



Various holders for tools
and compartments.




HO TT 99355 PROFI Foam Train Service Tray

Safe in Bed!




PROFI Foam Train Service Tray

Developed by professionals for professionals, this is reflected in the many details of these Foam Train Service Trays. The PROFI Foam Train Service Tray has two hollows for your locomotives. In one, the locomotive can be clamped upside down in the soft foam. It is now easy to inspect from below, and gears and axles can be easily oiled. Locos and waggons can be placed sideways or diagonally upside down in the sloping tray. This allows side panels to be cleaned and engines and piston rods to be repaired, as well as many other servicing jobs. The Foam Train Service Trays have different compartments and recesses, in which a brush, oil pen and tools can fit. Small parts and screws can be stored in the integrated compartments. So that small parts do not get lost, a magnetic disc is incorporated in one compartment. The tiniest screws, for example, adhere to it.




N Z 99352 PROFI Foam Train Service Tray

Cable Ties and Mounting Clips



60160 Cable Ties

10 clamping strips for each
12 cables, simply stick or nail
under the layout and click the
cables into the clamps



60180 Mounting Clips

20 pieces, simply stick or nail
under the layout and pull the
cable through the clip





For Model Railway Pleasure – Anytime and Anywhere

Never miss your beloved hobby when travelling, thanks to NOCH. Packed suitably for travel, in a conveniently small format that remains fully functional, the model railway layout in a case can simply be brought along

with you. The Z gauge briefcases are equipped with Märklin® mini-club tracks and the N gauge briefcases with Minitrix® tracks.

1

G

O

HO

TT

N

Z



Model Railway in a Briefcase

Briefcase Layouts – from page 376

- *The model railway layout in a convenient format*
- *Safely protected by the shock-resistant aluminium case*

Preformed Layouts – from page 376

- *All briefcase layouts are also available as preformed layouts (flocked with grass or snow and painted)*

Christmas Layout – from page 379

- *Pre-mounted with track, ready-to-use*
- *Including candles*



Z 88303 Briefcase Layout 'Meran'
with Märklin® mini-club Track

This beautiful Z gauge summer layout offers a lot of driving pleasure in a small space. The varied railway line leads over an imposing viaduct and through an avalanche barrier. In the centre of the layout is a small, pretty village with four illuminated houses.

Thanks to the two railway circuits, trains can be controlled independently of each other.

The layout is operated with the enclosed power supply.

Z 88308 Briefcase Layout 'Interlaken'
with Märklin® mini-club Track

The snow-covered Z gauge winter layout offers a lot of driving fun. The romantic route leads through an imposing viaduct and under an avalanche barrier. The visual highlight lies in the centre of the layout: four illuminated houses and a lighted Christmas tree.

Thanks to the two railway circuits, trains can be controlled independently of each other.

The layout is operated with the enclosed power supply.

Product Details 'Meran' and 'Interlaken'

- Ready-to-use model railway layout in an aluminium case (outer dimensions of the case: 79.5 cm x 54.5 cm, 16 cm high)
- Landscape made out of Structured Hard Foam, fully decorated
- Two railway circuits, pre-mounted with track
- Four illuminated buildings (and illuminated Christmas tree on the 'Interlaken' model)
- Control panel with two speed controllers
- Connection point for external power supply (included)

'Meran' and 'Interlaken' Preformed Layouts

- Dimensions: 75 cm x 50.5 cm, approx. 13 cm high
- Includes track plan
- Laser-Cut Bridge Kit and Avalanche Barrier included

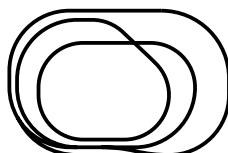


Z 87000 'Meran' Layout
made of Structured Hard Foam



Z 87005 'Interlaken' Layout
made of Structured Hard Foam

Track diagram



All briefcase layouts shown on this double page are supplied without locomotives and carriages.



Z 88313 Briefcase Layout 'Serfaus'
with Märklin® mini-club Track

Z 88318 Briefcase Layout 'St Anton'
with Märklin® mini-club Track

The small, beautiful Z gauge summer layout impresses with its varied route over a bridge and through a tunnel. The four buildings on the layout are illuminated.

The layout is operated with the enclosed power supply.

The small Z gauge winter layout impresses with its thrilling route over a bridge and through a tunnel. The four houses and lighted Christmas tree are illuminated on the romantic, snowy layout.


The layout is operated with the enclosed power supply.

'Serfaus' and 'St Anton' Preformed Layouts

- Dimensions: 53.5 cm x 40.5 cm, approx. 12 cm high
- Includes track plan
- Bridge included



Z 87010 'Serfaus' Layout
made of Structured Hard Foam

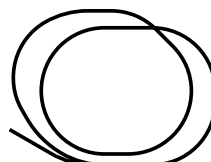


Z 87015 'St Anton' Layout
made of Structured Hard Foam

Product Details 'Serfaus' and 'St Anton'

- Ready-to-use model railway layout in an aluminium case (outer dimensions of the case: 57.5 cm x 43 cm, 16 cm high)
- Landscape made out of Structured Hard Foam, fully decorated
- One railway circuit, pre-mounted with track
- Control panel with one speed controller
- Four illuminated buildings (and illuminated Christmas tree on the 'St Anton' model)
- Connection point for external power supply (included)
- Note on train arrangement: due to the narrow radii, the carriages used should not be longer than 8.5 cm. In addition, locos with more than four axles (two bogies) should not be used. Locos with leading wheels are increasingly prone to derailment.

Track diagram



All Z gauge Model Railway Briefcase Layouts and the Christmas Layout are equipped with high-quality NOCH Laser-Cut Buildings. You can see the new buildings in detail on pages 336 and 337 of this catalogue.



N 88400 Briefcase Layout 'Berchtesgaden'
with Minitrix® tracks

In the centre of this nice little N gauge layout is a typical Alpine village with four illuminated houses. The varied route leads through a tunnel and over a bridge. The trains make their rounds on two railway circuits, independently of each other. Power is provided by a power supply device (included).

N 88405 Briefcase Layout 'Garmisch'
with Minitrix® tracks

The small, snow-covered village, with its four illuminated houses and lighted Christmas tree, lies in the centre of this romantic N gauge layout. The wintery ride in the mountains leads over a bridge and through a tunnel. The trains make their rounds on two railway circuits, independently of each other. Power is provided by a power supply device (included).

Product Details 'Berchtesgaden' and 'Garmisch'


- Ready-to-use model railway layout in an aluminium case (outer dimensions of the case: 79.5 cm x 54.5 cm, 16 cm high)
- Fully decorated structured hard foam layout
- Two railway circuits pre-mounted with track, ready for use
- Control panel with two speed controllers
- Four illuminated buildings (and lighted Christmas tree in the 'Garmisch' model)
- Connection for external power supply (supplied)
- Note on train arrangement: due to the narrow radii, the carriages used should not be longer than 9 cm

'Berchtesgaden' and 'Garmisch' Preformed Layouts

- Dimensions: 75.5 cm x 51 cm, approx. 13 cm high
- Includes track plan
- Bridge included




N 87040 'Berchtesgaden' Layout
made of Structured Hard Foam



N 87045 'Garmisch' Layout
made of Structured Hard Foam

Track diagram



All briefcase layouts shown on this page are supplied without locomotives and carriages.

Speed Controller and Power Supply

The electronic speed controller comes in two versions:

Version 1 (ref. 88166): For two railway circuits

Suitable for N gauge and for Z gauge.

Please use the appropriate Power Pack:

- Z gauge ref. 88171
- N gauge ref. 88172

The speed controller has two rotary controls with which two independent railway circuits can be controlled. Both rotary controls have a central zero position; that is, the trains can be operated forwards and backwards.

These independent circuits can be interconnected via a button. Both circuits can then be controlled by means of one rotary control.

The lighting can be switched via another on/off button.

The controller is ready for installation.

What is supplied: control board, 2 x rotary controls for traction current, 2 x buttons, cover, lighting distribution board (without illustration); 4 LEDs are already connected, and the board is connected to the motherboard.



N Z 88166 Electronic Controller Kit
for two railway circuits

Variant 2 (ref. 88167): For one railway circuit

Suitable for N gauge and for Z gauge.

Please use the appropriate Power Pack:

- Z gauge ref. 88171
- N gauge ref. 88172

The speed controller has one rotary control with which one railway circuit can be controlled. The rotary control has a central zero position; that is, the train can be operated forwards and backwards.

The lighting can be switched on or off via a button.

The controller is ready for installation.

What is supplied: control board, 1 x rotary control for traction current, 1 x button, cover, lighting distribution board (without illustration); 4 LEDs are already connected, and the board is connected to the motherboard.



N Z 88167 Electronic Controller Kit
for one railway circuit

It's Time to Light the Advent Wreath!

NOCH Christmas Layout Gauge Z



Model railway pleasure, Christmas decoration and the ultimate gift for every model railway fan – the adorable NOCH 'Winter Magic' Christmas Layout encompasses all that. This little snow-covered village gleams with Christmassy splendour. The high-quality NOCH Laser-Cut Buildings and Christmas tree are illuminated and the four tree candles make this trinket a real highlight of Advent.

Note: in order to ensure a permanently stable power supply to buildings and Christmas tree, an appropriate Z gauge transformer is required for operation. The Christmas Layout cannot be operated with a (rechargeable) battery.

Z 88063 'Winter Magic' Christmas Layout

35 cm x 35 cm, approx. 15 cm high, Winter layout made of Structured Hard Foam, ready-to-use with Märklin® mini-club® Z gauge tracks, decorated, illuminated houses and lighted Christmas tree, incl. 4 Christmas tree candles, supplied without transformer, loco and carriages.



Info Tip:
Replacement candles

You can order replacement candles for the Christmas Layout in our online shop at www.noch.com with reference number 88076.



Directly to
the craft tip



... Get Even More Creative!

NOCH modelling products are not just for railway modellers: on the website www.noch-kreativ.de, NOCH kreativ primarily deals with decorating, beautifying and crafting. All hobbyists, photographers and DIY

fans who want to get everything out of miniature items with modelling products and loads of creativity are welcome here.

We present some of our favourite crafting tips on the following pages.



■ **NOCH kreativ**

Miniature Gardening for Young and Old Alike – from page 382

Creative Ideas, Small Gifts & Wrapping – from page 384

Last-Minute Gift Tag Pegs – from page 385

Miniature Gardening for Young and Old Alike

Craft Tip 1 Miniature Gardening

Small World in the Herb Garden

Off to the garden! We love it when the temperatures finally get warmer and you can spend your spare time in the garden again. As long as this is not yet possible, we can let off steam indoors in the miniature herb garden! We show you how to lay out a mini herb garden with real herbs for cooking and enjoying! It doesn't just look terrific in the kitchen in the springtime!



Step-by-Step

Planting Herbs

You might have a suitable bowl at home, but if not, go to the hardware store first!

Once you've chosen a beautiful bowl, lay a foundation of pebbles 3 - 4 cm high. These serve as drainage.

Spread some earth over them and plant the herbs of your choice. Press the soil firmly. I opted for parsley, basil and mint. You can pick them fresh and use them straightaway. Leave sufficient distance between the herbs

so that you have enough space for your mini world.

If you're using Laser-Cut Kits, such as the garden pavilion or the beanstalks, assemble them according to the instructions. So that you can sprinkle on paths made of sand for your mini herb garden, first put the larger objects such as the garden pavilion in place. They may not fit afterwards.



Decorating Mini Herb Gardens

Now you can set up the potted plants, Grass Tufts, beds, etc. Let your creativity flow. Now the Mini Figures are used.

I've divided the garden into different zones. A tractor making its rounds, forest workers,

harvest hands and hobby gardeners ensure that the little garden world is filled with life.

The best thing to do is to put up a fence around the different zones at the end.



Craft Tip 2 Miniature Gardening

Off to the (Miniature) Patch

Design miniature gardens. Who doesn't like going out to the garden? If he or she has one. And sometimes it fails due to the weather. Liska from Dekotopia has come up with a great craft tip for all hobby (miniature) gardeners so that you can design a miniature garden as decoration at home and look after your plants there!



Step-by-Step

Rose Arches, Greenhouses and Beanstalks in Miniature!

The best way to start is to assemble the small kits of the Rose Arch, the Beanstalks and the Greenhouses. Then set the finished models aside to dry.

Now let's start gardening! I got myself a nice bowl to match the colour scheme of my flat at the hardware store. Since the bowl doesn't have any holes in it, it's best to put a few stones in the bottom for drainage, which will later prevent water from accumulating by the roots of the plants when watering.



Planting Plants!

Once the stones had been placed in the bottom of the bowl, I put soil on top. A small plant from the garden department at the hardware store can then be planted in it. I chose ivy, a baby rubber plant and a mini sapling whose sign just said "green plant".

It's best just to wander through the garden centre and see what's on offer and what you like!


Now it's the treehouse's turn: carefully detach it from the model tree using a knife and stick it on your real sapling. Temporary Glue is ideal for this, because you can always remove it later if you would like to transplant the sapling.

Simply put a dot of glue on the treehouse and let it dry. The dried glue dot then adheres well to your real plant.

Decorate Your Miniature Garden with Miniature Accessories!

Now comes the mini decoration for your small garden. First, I sprinkled the paths with fine gravel, laid a path with little decorative stones for the treehouse and created bushes made of decorative moss in the miniature world.

Then you distribute some little Grass Tufts on the soil with tweezers. Figures, Mini Greenhouse, Beanstalks and loads of mini decorations can now be arranged on top. Take care to ensure there is always some room between the figures so that you can water the real plants later.



Shopping List

<input type="checkbox"/> Tree with Treehouse	21765
<input type="checkbox"/> Mediterranean Plants	14023
<input type="checkbox"/> Palms	14024
<input type="checkbox"/> Outhouse	14359
<input type="checkbox"/> Mini Figures 'Garden Tools'	14800
<input type="checkbox"/> Mini Figures 'Mountain Farmers'	15618
<input type="checkbox"/> Mini Figures 'Farmers'	15629

Find more products on the topic mini gardening on <https://www.noch.com/crafting-tips/creative-diy-ideas/>

Creative Ideas, Small Gifts & Wrapping

Creative ideas, decorations, presents for birthdays, weddings and christenings, or parties that come from the heart. Customised and personal, ideas from NOCH kreativ are always something special! So, seize the opportunity "just because" to create something big and meaningful from something small. You can find lots of great suggestions for presents and special wrapping as well as the right creative products for this at NOCH kreativ. Let yourself be inspired and get even more creative!



Craft Tip Last-Minute Gift Tag Pegs

The Who's Who of Christmas Givers!

Craft last-minute gift tag pegs for Christmas quickly and easily! Does pure chaos reign under your Christmas tree? Has your mother-in-law made off with the sexy lace underwear while your wife is supposed to wear a pair of warm angora tights? :) A classic case for gift name tags! That way, (even) men are guaranteed to tell the gifts apart! We show you a cute crafting idea using clothes pegs as name tags in this tutorial!



Step-by-Step


Let's Make It Snow!

Ho, ho, ho! Christmas is drawing closer and I love giving presents. It's even nicer when the wrapping is almost like a little extra present in itself. Now I'll show you how you can make your own ace name tags very quickly (that is, at the last minute) before Christmas.



Paint the top of your clothes pegs with white primer and allow everything to dry properly. I used acrylic paint for this.


Pour the Snowflakes onto a flat receptacle, e.g. an old plate.



Generously apply Snow Glue to the painted surface and dip the adhesive side of the peg into the flakes.

Allow the whole thing to dry thoroughly again.


Small Fir Trees, Roe Deer and Santa!




Since the base of the Snowy Fir Tree is a bit too large for the peg, I simply snapped it off with a pair of pliers.



You then attach the little snowy fir tree to the peg with a drop of glue. Get the figures you want to use ready and stick them on the peg.



But leave the front part free so that you can clip the peg onto the gift afterwards.



And the gift pegs are done! You can make many different ones with Santas, roe deer, deer and so on. There are lots of different Mini Figures from NOCH kreativ.



Directly to
the craft tip

Shopping List

- | | |
|---|-------|
| <input type="checkbox"/> Snow Paste | 08752 |
| <input type="checkbox"/> Acrylic Paints, matt, white | 61190 |
| <input type="checkbox"/> Snowflakes | 08760 |
| <input type="checkbox"/> Mini Figures 'Deer' | 15732 |
| <input type="checkbox"/> Mini Figures 'Children in Snow' | 15819 |
| <input type="checkbox"/> Mini Figures 'Christmas Tree Sale' | 15927 |



Find more products on the topic gifts & wrapping on <https://www.noch.com/crafting-tips/creative-diy-ideas/>



© Illustration:
Christoph Blumenthal
[instagram.com/christoph.illustration](https://www.instagram.com/christoph.illustration)

Welcome to the World of ZITERDES...

...the accessories specialist for tabletop, skirmish strategy games, dungeon and role-playing games in the fantasy and science fiction domains. At ZITERDES, you'll find not only high-quality tabletop terrain items but also many things that your hobbyist heart desires!

You'll be spoilt for choice here. From simple hills to finely detailed ruins, fortresses, temples and loads of accessories, you'll find everything you need for your gaming table or dungeon.



ZITERDES

CREATE YOUR ADVENTURE

ZITERDES

For World Creators – from page 388

• Ruins, buildings, castles, city walls and Terrain Accessories

For Dungeon Masters – from page 390

• 3D Dungeon Modules, Statues, Furniture and Accessories

For Gamers – from page 392

• Gaming Mats, Modular Gaming Table and Fantasy Football Pitch



For World Creators

Buildings turn your gaming table into a special place. The type of building is representative of the 'where' of the action – the mission. The more characteristic the buildings on your gaming table, the more impressive the overall impression and the more varied, diverse and artful the game. In addition to their function as obstacles, buildings are also very good mission objectives.

ZITERDES offers you a large range of different buildings which can be painted and decorated however you like. You can select e.g. town and half-timbered houses, a windmill or even factories. Magnificent castles, mansions and inns round off the range. Vast city walls with large towers ensure security. Tents for orcs and other creatures. Ships and boats for pirates and seafarers.

All models are made of NOCH's unique Structured Hard Foam. The material is extremely stable, but still very lightweight. The models can be painted easily. It doesn't matter what kind of paint you use – you could even use solvent-based paints! Our products even withstand varnish.

That way, you also have the option to customise the models. You can cut, saw and sand the structured hard foam. You can also glue, add greenery, statically flock and design other details. ZITERDES not only offers models made of structured hard foam, but also an extensive assortment of accessories to breathe even more life into your worlds.



6012059 Kirchen-Ruine



6012055 Iron World Bastion



6012543 Trench Wolf Den



6012083 Desert Building Tuareg



6012230 Zwergenfestung



6011954 Quelle der Seelen



6079068 Schiffsrumpf Karavelle
Lieferform: Rumpf, ohne Takelage und Zubehör



6012064 Broom Maker's



6079527 Hay Cart



6079727 Mediaeval Crane
Laser-Cut Kit

For Dungeon Masters

Hail stranger, friend or whatever you may be – come in, welcome to our world! Between dusk and dawn lies a place, always concealed in the twilight, around which sombre legends have entwined since the beginning of time. The great ancients, now almost forgotten and only a fragment of memory, once gave this place its name: 'Dunkelstadt'. The houses in 'Dunkelstadt' nestle against the steep slopes of 'Drizzle Mountain', narrow passages and alleyways eat their way deep into the massif, which is as old as the world itself. In the tangle of steep stairways and countless passages hide a multitude of dark corners, secret nooks and crannies where calamity frequently lurks, and sometimes also death. Few come here... and even fewer come back out. Just like the cursed souls who wait in the gaols and dungeons for a miracle (or death) – forgotten by the people who go about their daily business high up in the heart of the city.

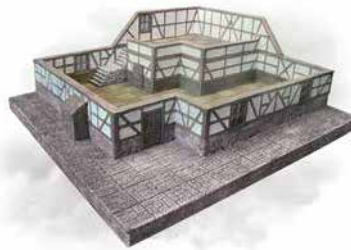
Dunkelstadt Module Features:

- Single standard modules 190 mm x 190 mm
- Single square dimensions 27 mm x 27 mm
- Standard module height 20 mm, raised 40 mm
- Three-dimensional labyrinth
- Made of structured hard foam:
very lightweight and yet extremely sturdy



Dungeon example consisting of:

- 6 x Dunkelstadt Modules, made of Structure Hardfoam, grey primed
- 4 x Wall with door made of resin, unpainted
- 4 x Room wall made of resin, unpainted
- 1 x Statue of resin, unpainted, approx. 5.5 cm



6079311 Dunkelstadt
Edition 'Twilight Inn'
Inn and Tavern



6079312 Dunkelstadt
Crystal Grotto



6079313 Dunkelstadt
Edition 'Rotating Room'



6079149 Study, 3 pieces
Desk, Chair & Sorcerer Table



6079115 Statue 'The Death'



6079157 Bookshelf 'Libri'
2 pcs. set



6079026 Barbarian Throne



6079198 Dunkelstadt
moveable wooden door with fittings

DunkelWelt

Module Features:

- Single standard modules 295 mm x 295 mm
- Single square dimensions 25 mm x 25 mm
- Module height 20 mm
- Up to 144 squares on the base area
- Structures like gates and pillars add extra value to the modules
- Can be combined with Dunkelstadt modules. Single square dimensions 27 mm x 27 mm. Therefore, there is a huge amount of options for making your dungeon really big!
- Made of structured hard foam: very lightweight and yet extremely sturdy



6079400 DunkelWelt Portico



6079401 DunkelWelt Dwarf's Gate



6079402 DunkelWelt Portico Corner Module



6079403 DunkelWelt Throne Room



6079406 DunkelWelt Island



6079404 DunkelWelt King's Cascade



6079405 DunkelWelt King's Bridge



6079407 DunkelWelt Azakah Cornu Warhorn of the Dwarves



6079031 Soul Stones, Large
2 pcs.



6079295 Dwarf Prince



For Gamers

Modular Gaming Table

The individual Modular Gaming Table System Modules from ZITERDES are each 60 x 60 cm in size and can be combined as desired. Due to a specially developed interlocking system with connector elements, the modules can be slotted together to obtain a stable gaming table. There are no limits to the combination of modules. Large, barren plains with a lot of space or the corner modules can be placed together to form a large hill. Rivers and paths or other modules ensure that there's variety in the topography and the gaming table is never boring. To make your MGT even more interesting, we recommend equipping it with the landscaping and diorama building products from ZITERDES, which you can find at your local dealer or in the online shop. Even little walls, trees, some moss, stones or grass tufts create accents. The MGT is perfected once you fit it out with terrain elements, ruins, temples or other details. This also increases the incentive to play and improves the optics of your gaming table. You're also welcome to paint your MGT as desired and imagined.

Module Features:

- Can be combined with each other as required
- Format 60 cm x 60 cm
- The modules are firmly connected with special clamping strips
- More stability through special supporting chocks
- With a brown undercoat and some statically flocked grass
- Very lightweight and yet sturdy
- 4- and 6-pieces cost-saving assortments available

You can find all available modules for your MGT at www.ziterdes.com



6012931 Example of an MGT bundle of 6 in a Saver Set!
Select four modules of your choice



6012930 Example of an MGT bundle of 4 in a Saver Set! Select four modules of your choice



6012932 Example of a flocked MGT bundle of 6 in a Saver Set!
Select four modules of your choice

Fantasy Football Pitch

The perfect grass pitch for the discerning coach!

Have you always wanted your team to play on "real" turf? Now you have the opportunity to do so. The pitch premiered at the NAF World Cup 2019 in Dornbirn. Players from 38 countries and 6 continents were convinced of the quality and the new pitch. The response was overwhelming. You can create a complete arena with the redesigned Dugouts, the Centre Piece, the Stands, the Dice Tower, the Commentary Box and the two Commentators (ogre and vampire). You can safely pack and transport everything in the specially designed Transport Bag and Miniatures Bag.



6090131 Fantasy Football Pitch Grass Field, 3 pcs. set



6090116 Commentators Box
Laser-Cut kit



6090115 Dice Tower
1 x Dice Tower, 3 pcs. set



6090117 Commentators Miniature-Set, 2 pieces
unpainted, without base



6090112 Center Piece with Weather Symbols
1 x Center Piece, with weather symbols



6090110 Dugout
1 x Dugout, door right



6090111 Dugout
1 x Dugout, door left



6090113 Bleachers
1 x Bleachers



6090114 Bleachers Snack Stall with Vendor
1 Miniature



6090141 Miniatures Bag
small



6090140 Pitch and Accessories Bag
Green, durable outer fabric, inner lining with dividers (five compartments: two large, three smaller ones), separate lower compartment for the pitch, with zips, backpack straps and carrying handle



KATO Locomotives, UNITRAM and UNITRACK Systems.

'Precision railroad models' – this KATO slogan is not an empty promise: it aptly describes the Japanese brand's qualities. Top quality, the highest level of realism and the finest technology have given the Japanese market leader KATO international renown. Particularly in the US, KATO models are enjoying ever greater popularity, and in Germany, the number of followers is growing steadily. This is reason enough for us to distribute these first-rate

models from the Far East throughout Europe. In addition to the growing German range, you'll find numerous international models and an abundance of American locomotives and carriages in the KATO portfolio. Also in the NOCH range – as well as other first-class KATO products – is the UNITRACK system for N and HO gauge. The innovative UNITRAM system also has a lot of fans here. Further info can be found at www.kato-unitrack.de



KATO

Rhaetian Railway® Series – from page 396
• A series to fall in love with, collect and admire

US Passenger and Freight Trains – from page 401
• Classic, established and virtually indispensable

N and HO Gauge UNITRACK Track Materials – from page 402
• First-rate quality and effortlessly easy application

N Gauge UNITRAM Tram System – from page 412
• Fast, simple, compact and combinable



© Thomas Küstner

The Rhaetian Railway® – On with the Journey!

Ge 4/4 II 618 Bergün 'Rhaetian Railway'

Ge 4/4 II electric locomotives are in operation in front of passenger and goods trains on the entire RhB main lines in Graubünden and named after towns along the route. Our new Rhaetian Railway item with registration number 618 was baptised 'Bergün/Bravuogn', a double name in German and Romansh. The village of Bergün lies in the Albula Valley on the Albula line.

This red locomotive bears a large RhB logo in German script on one side and Romansh on the other, as well as the municipality's coat of arms. It can be combined with all carriages from the Glacier Express, Bernina Express and even the standard carriage. The couplers are interchangeable, and digitisation is possible.

Ge 4/4 II Untervaz – re-run

The Ge 4/4 II Untervaz #631 was introduced to the N-gauge market as a KATO model in 2018 and sold out very quickly. This locomotive, as well as all Ge 4/4 II locomotives, is most frequently used by the Rhaetian Railway® and can be seen on many railway lines. It can often be found as a prime mover for the Glacier Express on the Disentis – St Moritz route and for the Bernina Express, which runs between the towns of Chur and St Moritz. With its red and grey appearance, the 'Untervaz' conforms to the standard colour scheme of the RhB and thus fits perfectly into the KATO Rhaetian Railway® series.



Model Features:

- Minimum radius: R150
- Maximum incline: 5%
- Outer dimensions: approx. 93 mm x 19 mm x 24 mm
- Weight: approx. 79 g
- Wheel diameter: 6.8 mm
- Operating headlights
- Close couplers fitted (incl. replacement Arnold couplers)
- Digitisation with Digitrax decoder possible (ref. 70DN63K4A – Replacement Circuit Board)
- Power: 12 V direct current

NOCH Ref.	KATO Ref.	Description	Gauge
7074066	3102-3	Ge 4/4 II Bergün 'Rhätische Bahn' #618	N
7074047	3102	Ge 4/4 II Untervaz #631, re-run	N
Matching accessories			
70DN63K4A	DN163K4A	DCC Decoder (DIGITRAX) Replacement Circuit Board for KATO Ge 4/4 II, III	N

Examples of train composition Ge 4/4 II



Rhaetian Railway® Freight Transport: Colourful and Diverse

Rhaetian Railway® Freight Cars launched Containers

In the summer of 2022, KATO launched numerous RhB freight and refrigerated wagons by Coop and the Swiss Post in various designs. The RhB's freight wagons cannot be overlooked as a rolling billboard on a rail network of 384 km throughout Graubünden. A goods wagon covers more than 100,000 km every year and is in use for up to 14 hours a day. The swap body system combines the usual swap body transport on the road with the advantages of rail transport.

The Coop cooperative based in Basel is one of the largest retail and wholesale companies in Switzerland. It was established in 1890 as the 'Verband Schweizerischer Konsumvereine' (Federation of Swiss Consumer Cooperatives, VSK), renamed 'Coop' in 1969, and has around 2.5 million members. Coop operates supermarkets, department stores, restaurants, home improvement stores and much more under its own name. Coop supplies the food distribution centres in Graubünden using RhB type Lb-v refrigerated wagons. Our models bear the Coop lettering, and each have a picture, e.g. a pineapple or potato.

With headquarters in Bern, the Swiss Post advertises with striking slogans on interchangeable containers in German, French and Italian. The Swiss

Post delivers the containers from the Weinfeld distribution centre via SBB (Swiss Federal Railways). In Landquart, the container is reloaded onto the RhB and transported daily to various regions in Graubünden. Incidentally, in 1857, the Swiss Post became the first long-standing customer of the Swiss Federal Railways, which started operations shortly before that in the 1850s.

KATO offers the two-axle Lb-v flat wagon and the four-axle Sb-t freight car individually, each without a container. Of course, these flat wagons can be used for any type of container. With an eight-piece set, which contains five Coop containers including wagons as well as three Swiss Post containers with wagons, KATO enables you to design realistic goods transport. All containers can be detached from the flat wagons. For expansion, Coop and Swiss Post containers are available in sets of two.

Model Features:

- Minimum radius: R150
- Close couplers fitted (incl. replacement Arnold couplers)

NOCH Ref.	KATO Ref.	Description	Gauge
7074100	8201	Freight Car Lb-v 7874 without containers, 2-axle	N
7074101	8202	Freight Car Sb-t 65658 without containers, 4-axle	N
7074102	10-1731	Refrigerator & Freight Car, 8-Piece Set Contents: Each container with a flat wagon: Coop Refrigerator Car Lb-v 7860 Pineapple WAB28, 2-axle Coop Refrigerator Car Lb-v 7861 Pear WAB31, 2-axle Coop Refrigerator Car Lb-v 7862 Radish WAB24, 2-axle Coop Refrigerator Car Lb-v 7864 Orange WAB23, 2-axle Coop Refrigerator Car Lb-v 7867 Potato WAB29, 2-axle Freight Car Lb-v 7869 Swiss Post 400 White Line, 2-axle Freight Car Sb-t 65666 Swiss Post 816 'durch Stadt und Land', 4-axle Freight Car Sb-t 65668 Swiss Post 507 'zügig', 4-axle	N
7074103	23-590A	Containers Coop Strawberry WAB26 & Lettuce WAB30, 2-Piece Set	N
7074104	23-591A	Containers Swiss Post 747 'landesweit' & Post 850 'bei Sonne und Regen' 2-Pieces Set	N
Matching accessories			
70DN63K4A	DN163K4A	DCC Decoder (DIGITRAX) Replacement Circuit Board for KATO Ge 4/4 II, III	N



The Rhaetian Railway® – Fascinating Travel!

Ge4/4 III Glacier Express UNESCO World Heritage

The Ge4/4 III locomotive carries advertising for the UNESCO World Heritage Site of the Albula and Bernina railway line. The imprint shows the stylised viaduct on which the Ge4/4 III drives in passenger traffic. In 2021 KATO brought the Ge4/4 III with the UNESCO World Heritage logo onto the market as a single locomotive to allow as much freedom as possible for the many train combination options.

Model Features:

- Minimum radius: R150
- Maximum incline: 5%
- Outer dimensions: approx. 103 mm x 19 mm x 26 mm
- Weight: approx. 79 g
- Wheel diameter: 6.8 mm
- Operating headlights
- Digitisation with Digitrax decoder possible
- Can be combined with numerous RhB carriages, e.g. Glacier Express and EW I

Allegra 'Richard Coray' and Bernina Express

In addition to the Glacier Express, the Bernina Express is one of the most popular tourist trains on the Rhaetian Railway®.

With a route network of more than 400 km in length, the railway is one of the largest private railways in Switzerland and connects world-famous tourist destinations such as St Moritz and Davos. It has been a sister line to Japan's Hakone Tozan Railway for 35 years, and the two companies continue to exchange nicknames for their trains.

The Allegra has a unique low-floor body structure, which enables it to be used to pull passenger trains. It can travel at speeds of 100 km/h, making it an extremely versatile high-performance train that can be used on various stretches of the Rhaetian Railway®.

The Bernina Express is a sightseeing train which runs on the Albula and Bernina line between Chur (Switzerland) and Tirano (Italy) and which was recognised as a UNESCO World Heritage Site in 2008. A new logo has adorned the train's panoramic coach since 2018.

The single Bernina Express panoramic coach can be used in many ways. A straight track is included in the high-quality packaging. For a driving operation you will receive free of charge the two-piece close coupler set (ref. 7074046) for exchange



Allegra Model Features:

- Minimum radius: R150
- Maximum incline: 5%
- With dual-voltage system 11kV, 16 2/3Hz AC
- Equipped with close couplers
- Alternating operating headlights
- DCC-ready (desired decoder can be soldered in)
- Interior lighting (optional) with KATO Standard Kit



NOCH Ref.	KATO Ref.	Description	Gauge
7074059	3101-3	Ge4/4 III Glacier Express UNESCO World Heritage, Single Locomotive	N
Matching accessories			
70DN63K4A	DN163K4A	DCC Decoder (DIGITRAX) Replacement Circuit Board for KATO Ge 4/4 II and III, GEX	N



NOCH Ref.	KATO Ref.	Description	Gauge
7074035	10-1273	Allegra ABe 8/12 no. 3508 'Richard Coray'	N
7074056	10-1655	'Bernina Express' Basic Set (new logo), 3 pieces	N
7074057	10-1656	'Bernina Express' Add-On Set (new logo) 4 pieces	N
7074061	05250-9	Bernina Express Souvenir Coach (new logo) Api 1301 panoramic coach, incl. straight track 7074046 RhB Close Coupling Set, 2 parts, replacement free of charge	N
Matching accessories			
7074888	11-212	Interior Lighting, with LEDs 6-Pack	N
7074889	11-211	Interior Lighting, with LEDs Single Pack	N
7074894	29-353	Function Decoder FR11 for Interior Lighting (for Bernina coaches only)	N

Bernina Express Model Features:

- Add-On Set with Open Panorama Passenger Car B2096
- Outer dimensions of the carriages: 109.76 mm x 18 mm x 24.5 mm
- Minimum radius: R150
- Interior lighting option possible with KATO Standard LED Kit (special reflectors supplied in the carriage pack)
- Optional expansion possible with function decoder FR11
- All couplers are close couplers for Glacier Express



Standard Carriage (EW I)

With more than 100 vehicles, the passenger cars known as EW I continue to form the largest series of rolling stock of the RhB. The first Einheitswagen I built by FFA and SIG (Swiss manufacturers) were put into operation at the end of 1963. Over a period of about ten years, the EW I stock grew steadily. After nearly three decades of operation, the RhB initiated a comprehensive modernisation programme for the EW I, so that today, a large proportion of vehicles can barely be distinguished from new rolling stock.

The EW I Sets from KATO, in the usual high quality, have been put together in such a way that the most varied, true-to-life train formations are possible.

N RhB EW I (Einheitswagen)

Model Features:

- Optional interior lighting possible with KATO Standard LED Kit (optional – not included)
- Pre-mounted short couplings
- Replacement coupler (2 x short coupler Ge4/4 III, 2 x short coupler GEX coaches, 2 x bellows for coaches with short coupling)

Einheitswagen I – Passenger Coaches			
NOCH Ref.	KATO Ref.	Description	Gauge
7074044	10-1413	Basic Set – 4 coaches	N
7074045	10-1414	Add-On Set – 4 coaches incl. KATO bookcase box for 8 coaches	N
7074888	11-212	Interior Lighting with LEDs (6 pcs)	N
7074889	11-211	Interior Lighting with LEDs (single pack)	N



Luggage Car

The two-axled Luggage Car with the fleet number DS4223 of the Rhaetian Railway® is a finely detailed model with the red paintwork and livery typical of era V. The Luggage Car has doors on the front walls and sliding doors which open on the sides.

Model Features:

- Single carriage, can be combined with numerous RhB locos and carriages
- Minimum radius: R150
- Close coupling for Glacier Express; includes replacement Arnold coupling
- Including one pantograph

NOCH Ref.	KATO Ref.	Description	Gauge
7074060	5279-1	Luggage Car, no. DS4223	N

Basic Set **A1227 B2347 B2343 B2352**

Add-On Set **A1241 B2357 B2292 A1223**

Ge 4/4 Einheitswagen I



II or III

A1223 B2347 B2343
Standard train



II or III
headlights

A1223 A1227 B2343 B2352 B2347
Albula Line - root component



II – angular
headlights

A1241 B2357 B2292
Disentis Line - root component



II – round
headlights

A1241 B2357 B2292
Disentis Line - root component



II or III


A1223 A1227 B2343 B2352 B2347 A1241 B2357 B2292
Albula Line - root component, long

Rhaetian Railway® combination options

Please find an overview of numerous train combination options for the Rhaetian Railway®.

Use the new KATO products as well as all previously released models to continually come up with versatile train combinations. We present just a small selection of the endless possibilities for how you can put the RhB series together.

Bernina Express



★ **#10-1655** Basic Set (3 Cars)

● **#10-1656** Add-on Set (4 Cars)

Regio Train



Extra Train

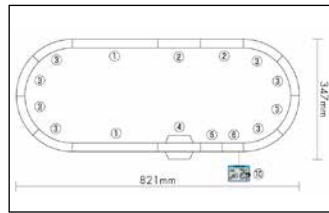




Glacier on Tour Starter Set

All-in-one starter set!

Simply unpack and build – done!



Glacier Express - Starter Set

NOCH Ref.	KATO Ref.	Description	Gauge
7074033	10-006	2 x Straight Track, 248 mm 2 x Straight Track, 124 mm 8 x Curved Track, R150-45° Open Railway Crossing, 124 mm Straight Track, 62 mm Straight Feeder Track, 62 mm Feeder Cable Rerailer Rail Joiner, Removal Tool Power Pack (speed controller) Locomotive Panorama Coaches	N

Glacier Express: The World's Slowest Express Train

They roll right up to the clouds, through intact mountain landscapes, over mighty mountain rivers and past sheer rock faces. The panoramic journey on the Glacier Express through the Swiss Alps makes a lasting impression - with highlights at the beginning and end. In St Moritz, the world of the rich and beautiful greets you, in Davos the mountain air and in Zermatt the most photographed mountain, the Matterhorn. A train to fall in love with: the Glacier Express is the most famous train in the world.

Model Features of the Locomotive:

- Minimum radius: R150
- Maximum incline: 5%
- Outer dimensions: 103.1 mm x 19 mm x 24.4 mm
- Weight: 79 g
- Wheel diameter: 6.8 mm
- Drive: GM3 motor with flywheel mass (rated power: 12 V)
- Arnold couplings
- Operating headlights
- Digitisation with Digitrax decoder possible (ref. 70DN63K4A)

NOCH Ref.	KATO Ref.	Description	Gauge
7074030	10-1145	Basic Set Glacier Express, 3 pcs.: Locomotive Ge4/4 III #644 Panorama Car 1st class Ap1314 Panorama Car 2nd class Bp 2535 3 x UNITRACK track straight, 124 mm (ref. 7078003), 1 pcs. rerailer	N



It takes about seven hours from Zermatt to Davos or St Moritz. It is a day's journey through untouched mountain landscapes, sophisticated health resorts, deep gorges, lovely valleys, 91 tunnels and over 291 imposing bridges.

Model Features of the Wagons:

- Minimum radius: R150
- Outer dimensions: approx. 118 mm x 18 mm
- Weight: approx. 20 g
- Wheel diameter: 4.6 mm
- Arnold couplings
- KATO standard interior lighting not possible due to the panorama windows

NOCH Ref.	KATO Ref.	Description	Gauge
7074031	10-1146	Add-on Set Glacier Express, 4 pcs.: Panorama Car 1st class Ap1 1312 Restaurant Car WRp 3832 Panorama Car 2nd class Bp 2531 Panorama Car 2nd class Bp 2533	N
Matching accessories			
7074032	28-186	Glacier Express Short Coupler and Bellows Set (26 pcs.) for 7074030 + 7074031	N

GS-4 Southern Pacific

The Class GS-4 is a semi-streamlined Northern steam locomotive that was used by the Southern Pacific (SP) Railroad from 1941 to 1958. It was built by the Lima Locomotive Works and delivered in the early 1940s for SP's first passenger trains. GS stands for 'Golden State' or 'General Ser-

vice'. In 1957, the GS-4 4443 pulled one of the last steam-hauled trains. The GS-4 achieves an output of 5,425 hp at a speed of approx. 88 km/h (55 mph). Its maximum speed is 177 km/h (110 mph).

NOCH Ref.	KATO Ref.	Description	Gauge
701260307	126-0307	GS-4 Southern Pacific Lines Daylight #4449	N
701260308	126-0308	GS-4 Southern Pacific „Post War“ Black #4433	N
701260309	126-0309	GS-4 Southern Pacific „Post War“ Black #4445	N
701260310	126-0310	GS-4 Southern Pacific „Post War“ Black #4454	N

Model Features:

- Suitable for KATO Southern Pacific 'Morning Daylight' passenger trains
- Power is provided by functioning side rods which ensure smooth performance
- Headlights
- Illuminated number plate
- Detailed interior
- Wheel diameter: 6.8 mm
- Including KATO magnetic knuckle couplers (Arnold couplers)
- All individual parts installed
- DCC-friendly design, developed for KATO EM13 Decoder (7074891)



Amtrak Viewliner® II Baggage Car

The Viewliner® II is the latest addition to Amtrak's fleet of single-level vehicles. Planned introductions of luggage, restaurant and sleeper coaches will occur over the next few years in standard operation. Amtrak currently operates 55 luggage coaches in this new style, bearing a special 'Phase III Heritage' livery that combines the classic red, white

and blue stripes with the new modern Amtrak logo and 'Amtrak America' lettering. While the single-level Viewliner and Amfleet® coaches are typically designed for use on long-haul trains in the eastern United States, the new Viewliner II Baggage Cars will also be used on Superliner trains.

NOCH Ref.	KATO Ref.	Description	Gauge
701560958	156-0958	Amtrak Viewliner II Baggage Car (new number #61015)	N
701560959	156-0959	Amtrak Viewliner II Baggage Car (new number #61024)	N

Model Features:

- Model with electric drive and smooth-running metal wheels
- All coaches can be equipped with 11-211 (7074889) or 11-212 (7074888) interior lighting



The N-Gauge KATO UNITRACK Range

7078001 (20-000) Straight Track, 248 mm (4 pieces)

7078002 (20-010) Straight Track, 186 mm (4 pieces)

7078003 (20-020) Straight Track, 124 mm (4 pieces)

7020027 (20-027) Single-Track Barrier Railway Crossing (without functions), 124 mm, incl. area for rerailing (1 piece)

7077000 (20-400) Single-Track Viaduct, with Straight Track, 248 mm (2 pieces)

7077200 (20-430) Truss Bridge, Red
7077201 (20-431) Truss Bridge, Green
7077202 (20-432) Truss Bridge, Grey
 Each with 248 mm track (1 piece)

7077001 (20-410) Single-Track Viaduct, with Straight Track, 186 mm (2 pieces)

7077205 (20-450) Plate Girder Bridge, Red
7077206 (20-451) Plate Girder Bridge, Green
7077207 (20-452) Plate Girder Bridge, Grey
 Each with 186 mm track (1 piece)

7077002 (20-420) Single-Track Viaduct, with Straight Track, 124 mm (2 pieces)

7077214 (20-460) Deck Plate Girder Bridge, Red
7077215 (20-461) Deck Plate Girder Bridge, Green
7077216 (20-462) Deck Plate Girder Bridge, Grey
 Each 124 mm (1 piece)

7078028 (20-015) Ash Pit Track, 186 mm (2 pieces)

7078018 (20-016) Open Pit Track, 186 mm (4 pieces)

7078013 (20-605) Automatic Three-Color Signal Track, 124 mm (1 piece)

7077006 (20-421) Viaduct Insert for item 7078013 (1 piece)

7078005 (20-030) Straight Track, 64 mm (2 pieces)

7078006 (20-032) Uncoupler Track, 64 mm, straight; only for Micro Trains magnetic coupling (1 piece)

7078010 (20-040) Straight Track, 62 mm (4 pieces)

7078007 (20-046) Bumper Type A, concrete, with Straight Track 62 mm (2 pieces)

7078029 (20-063) Illuminated Bumper Type A, with Straight Track, 66 mm (1 piece)

7078011 (20-041) Straight Feeder Track, 62 mm, cable + plug (1 piece)

7078009 (20-048) Bumper Type C, with Straight Track, 50 mm (2 pieces)

7078030 (20-064) Illuminated Bumper Type C, with Straight Track, 66 mm (1 piece)

7078008 (20-047) Bumper Type B, wooden, with Straight Track, 62 mm (2 pieces)

7078012 (20-045) Snap Track Transition Track®, for Roco® Fleischmann® and Minitrix® 62 mm (2 pieces)

7078017 (20-060) Bumper Type D, 35 mm (2 pieces)

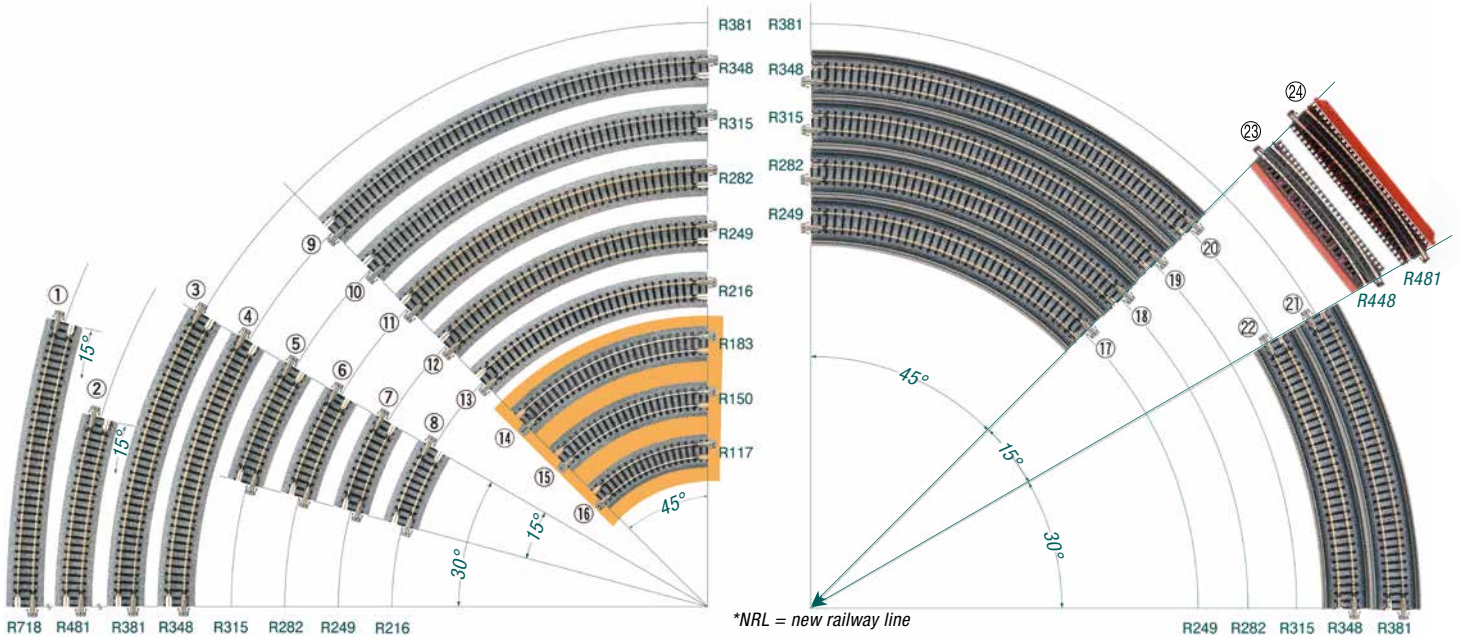
7077003 (20-440) Single-Track Viaduct, with Straight Track, 62 mm (2 pieces)

7078014 (20-050) Expansion Track, extendible 78 mm – 108 mm (1 piece)

7078015 (20-091) Short Track Assortment Set A, 2 mm x 45 mm / 8 mm x 29 mm

7078016 (20-092) Short Track Assortment Set B, 4 mm x 38 mm / 4 mm x 33 mm

7078024 (21-000) Flexible Track without Bed, with standard rail shoe and without UniJoiner, 808 mm (1 piece)



Curved Tracks			
	NOCH Ref.	KATO Ref.	Description
1	7078108 (4 pcs.)	20-150	Curved Track R718-15°
2	7078109 (4 pcs.)	20-160	Curved Track R481-15°
3	7078107 (4 pcs.)	20-140	Curved Track R381-30°
4	7078105 (4 pcs.)	20-130	Curved Track R348-30°
5	7078104 (4 pcs.)	20-121	Curved Track R315-15°
6	7078102 (4 pcs.)	20-111	Curved Track R282-15°
7	7078110 (4 pcs.)	20-101	Curved Track R249-15°
8	7078113 (4 pcs.)	20-171	Curved Track R216-15°
9	7078106 (4 pcs.)	20-132	Curved Track R348-45°
10	7078103 (4 pcs.)	20-120	Curved Track R315-45°
11	7078101 (4 pcs.)	20-110	Curved Track R282-45°
12	7078100 (4 pcs.)	20-100	Curved Track R249-45°
13	7078112 (4 pcs.)	20-170	Curved Track R216-45°
14	7078118 (4 pcs.)	20-172	Curved Track R183-45° (Compact Line)
15	7078119 (4 pcs.)	20-174	Curved Track R150-45° (Compact Line)
16	7078122 (4 pcs.)	20-176	Curved Track R117-45° (Compact Line)

Curved Tracks			
	NOCH Ref.	KATO Ref.	Description
17	7077100 (2 pcs.)	20-505	Single-Track Curved Viaduct, NRL*, R249-45°
18	7077101 (2 pcs.)	20-510	Single-Track Curved Viaduct, NRL*, R282-45°
19	7077102 (2 pcs.)	20-520	Single-Track Curved Viaduct, NRL*, R315-45°
20	7077105 (2 pcs.)	20-530	Single-Track Curved Viaduct, NRL*, R348-45°
21	7077104 (2 pcs.)	20-540	Single-Track Curved Viaduct, NRL*, R381-30°
22	7077103 (2 pcs.)	20-531	Single-Track Curved Viaduct, NRL*, R348-30°
23	7077311 (1 Set)	20-823	Curved Bridge Set (Green R448-60°), with Curved Tracks, 4 Deck Girder Curved Bridges of 15° (green), 5 Piers incl. Inspection Space Detail Pieces, 6 Warren Brace Catenary Poles incl. Pole Stands
24	7077312 (1 Set)	20-824	Curved Bridge Set (Red R481-60°), with Curved Tracks, 4 Deck Girder Curved Bridges of 15° (red), 5 Piers incl. Inspection Space Detail Pieces, 2 Half UniJoiners

The Conversion Track by KATO UNITRACK

If you want to use UNITRACK in the future and have previously installed rails from another manufacturer, transitioning is no problem thanks to KATO's Transition Track.

The transition track's bed is recessed at one end and provided with a commercial rail shoe. Regardless of whether you use N-gauge tracks from Fleischmann-Piccolo®, Roco®, Arnold® or Minitrix®, the transition is easy, practical and reliable with the UNITRACK Transition Track!



Track manufacturers from left to right: Arnold®, Fleischmann-Piccolo®, Minitrix® and Roco®



Info Tip:
Conversion between rails

Since Arnold® rails are offset, the longer end of the two rails must be shortened with a cutting wheel. The conversion to KATO UNITRACK can only be made when both ends are the same length.



7078012
Snap-Track® Conversion Track
2 pieces

Stationary Decoder for UNITRACK

The DS51K1 is a special decoder for KATO DC turnouts. The Decoder is installed directly in the track bed.


Corresponding recesses already exist. The Decoder receives power directly from the turnout, i.e. from the railway circuit. Additional fiddly wiring is eliminated! The Decoder can be easily accessed and operated with your DCC/NMRA compatible, stationary and mobile turnouts controllers, or with wireless infrared controllers.

Input voltage: max. 20 V; output power: max. 1 A; reaction time: 0.3 secs.
Made by Digitrax.

7074893 Stationary Decoder DS51K1
to be used with item 7078200, 7078201, 7078203 and 7078204 (no image available)

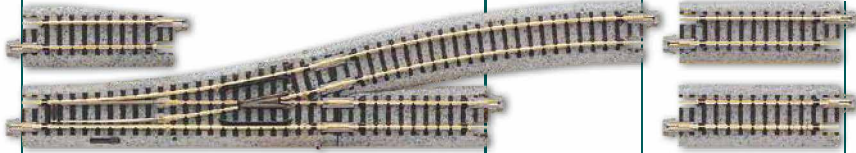
7074896 Stationary Decoder DS52
to be used with Double Crossover Track 7078202 (no image available)

The N-Gauge KATO UNITRACK Range




248
7078200 (20-202) Electric Left-Hand Turnout
 R718-15° (1 piece)


7078201 (20-203) Electric Right-Hand Turnout
 R718-15° (1 piece)



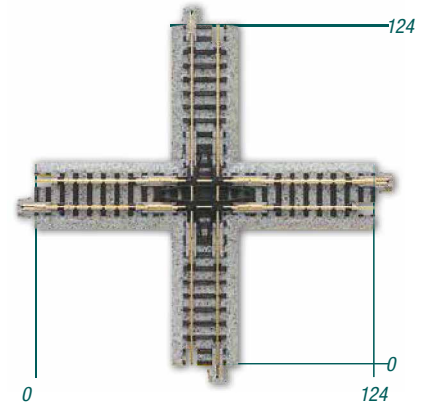
7078203 (20-220) Electric Left-Hand Turnout
 R481-15° (1 piece)




7078204 (20-221) Electric Right-Hand Turnout
 R481-15° (1 piece)




7078202 (20-210) Double Crossover Track
 Electric, 310 mm (1 piece)



7078302 (20-320) 90° Crossing
 124 mm (1 piece)



7078205 (20-222) Electric Y Turnout
 R481-15°, 124 mm (1 piece)



7078208 (20-240) Electric Left-Hand Turnout
 (not pictured)
 R150-45° (1 piece)


7078209 (20-241) Electric Right-Hand Turnout
 R150-45° (1 piece)




Info Tip:
Switching turnouts via control panel

KATO DC Turnouts are switched by polarity reversal via the KATO Turnout Switch. If you want to continue to use your control panel, the


NOCH Turnout Module is required. For more information, see page 420 (Rokuhan).




7078300 (20-300) Left-Hand 15° Crossing
 186 mm (1 piece)



7078301 (20-301) Right-Hand 15° Crossing
 186 mm (1 piece)



7078206 (20-230) Double-Track Single Crossover with Left-Hand Turnout, 248 mm (1 piece)



7078207 (20-231) Double-Track Single Crossover with Right-Hand Turnout, 248 mm (1 piece)



7078507 (24-815)
UniJoiner (20 pieces)



7078508 (24-816)
Insulated UniJoiner (20 pieces)



7077508 (24-818)
Connection cable, blue & white
with Terminal UniJoiner, 90 cm



7077509 (24-825)
Extension Cord, blue & white, for all DC
connectors



7077510 (24-826)
Extension Cord, brown & white,
for all AC connectors



7077511 (24-827)
3-Way Extension Cord, blue & white,
with plug and cable



7077512 (24-828)
Feeder Cord for NRL* Viaduct
(1 piece)



7078502 (24-841)
Turnout Extension Cord
red & black, 90 cm



7078500 (24-840)
Turnout Control Switch
for KATO Turnouts
(1 piece)



7078522 (24-829)
Accessory Adapter Power Pack
for connecting double coil magnet items
from other manufacturers to the Power
Pack



7078503 (24-842)
DC Converter for KATO Turnouts
(in connection with Turnout Switch
7078500) with AC power supply



7078501 (24-843)
Terminal Adapter Cord, blue & white
for conversion to KATO plugs

* NRL = New Railway Line

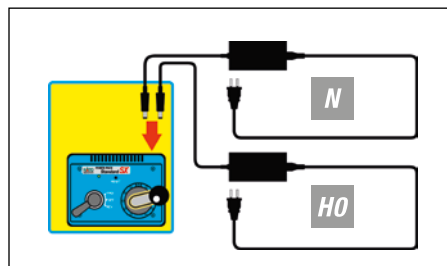


HO N 7078535 (22-018)
Power Pack Standard SX
(Power Supply not included)

- With modern PWM (pulse width modulation) technology for finer motor control (e.g. for realistic creep speed)
- Increased output power (1.2 A) for optimum DC power supply to the trains
- Optimised for constant continuous light supply in loco and car
- Control red/green LEDs on the device for quick visualisation of faults

Of course, still including the tried and tested master control lever and switch, as well as the side connections for installing turnout switches

Note: to connect double-coil magnet items from other manufacturers to the PowerPack, the Accessory Adapter (ref. 7078522) and the Adapter Cord (ref. 7078501) are required.



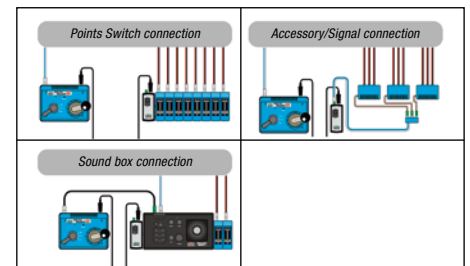
N 7078536 (22-082)
Power Supply for Power Pack

HO 7078537 (22-083)
Power Supply for Power Pack

To meet the different power requirements for N and HO gauge, there are two different power supplies:

- N-gauge power supply with 0~12 V – 1.2 A
- HO-gauge power supply with 0~16 V – 1.2 A

The power supply must always be ordered separately from the Power Pack SX and the Portable Power Supply Distributor.



HO N 7078538 Accessory Power Supply
(Power Supply not included)

Portable Power Supply Distributor:

- Has a separate on/off switch
- Has short-circuit overload protection to prevent damage to the accessories
- Includes control red/green LEDs for quick visualisation of faults
- Supplies output power of 12 V DC with the N-gauge power supply and 16 V DC with the HO-gauge power supply
- Has a nominal current of 2 A



Following the same principle as the Power Pack, this device supplies:

- Turnout Switch (7078500)
- Accessory Adapter (7078522)
- Signal Power Supply (7078504)
- Automatic Signal Straight Track (7078013)
- SoundBox (7022102)

It can, however, be positioned anywhere from the Power Pack.

The power connection is also made via the power supplies, which must be ordered separately.


- N-gauge power supply with 0~12 V – 1.2 A
- HO-gauge power supply with 0~16 V – 1.2 A

N-Gauge Double-Track New Railway Line Viaduct

The Double-Track New Railway Line Viaduct track elements from KATO are unique in the world. The elements, which are really easy to lay, are ideal for modern routes and the operation of high-speed trains such as the ICE, TGV or Shinkansen.

- The tracks can be combined with KATO Single Tracks without difficulty
- The Catenary Poles (refs. 7078520 and 7078521) can also be used
- Slots are already provided in the elements
- The track distance is 33 mm. The matching Double-Track Bridge Piers are 5 cm high


The unique Viaduct Station Set (ref. 7074931) impressively rounds off the range. The station, with a length of 124 cm, is certainly a highlight of your layout.



Double-track with Concrete Sleepers and superelevated rails



7077210 (20-436)
Truss Bridge, Light Blue
double-track with tracks,
248 mm



7077212 (20-438) (not pictured)
Truss Bridge, Black
double-track with tracks,
248 mm



7077004 (20-401)
NRL* Viaduct
double-track with straight
track,
248 mm (2 pieces)



7077005 (20-411)
NRL* Viaduct
double-track with straight
track,
186 mm (2 pieces)



7077007 (20-422)
NRL* Viaduct
double-track with straight
track,
124 mm (2 pieces)

7077213 (20-437) (not pictured)
Truss Bridge, Silver
double-track with tracks,
248 mm

7077220 (20-439)
Truss Bridge, Green
double-track with tracks
248 mm

*NRL = new railway line



7077107 (20-545)
NRL* Viaduct
double-track with curved track,
R414/381-22.5°
(2 pieces)




7077106 (20-544)
NRL* Viaduct
double-track with curved track,
R414/381-45°
(2 pieces)



7077306 (23-019)
Concrete Column Pier Set
for bridges and NRL* Viaduct,
double-track, 50 mm high
(6 pieces)




7077305 (23-020)
Pier Set
for bridges and NRL* Viaduct,
double-track, 50 mm high
(6 pieces)




7077309 (20-048)
Viaduct Incline Basic Pier Set
for double-track viaduct tracks
+ ramp (variable heights)
(12-piece set)




7077308 (20-049)
**Viaduct Incline Auxilliary
Pier Set**
for double-track viaduct tracks,
supplementary piers to set
7077309 (10-piece set)



7077217 (20-455)
**Plate Girder Bridge,
Light Blue**
double-track, 186 mm



7077218 (20-456)
**Plate Girder Bridge,
Light Green**
double-track, 186 mm



7077219 (20-457)
Plate Girder Bridge, Grey
double-track, 186 mm



7077302 (23-017)
Viaduct Pier Set
single-track, 50 mm high
(5 pieces)



7077300 (20-015)
Incline Pier Set
15-50 mm




7077301 (20-016)
Gradual Single Track Incline Pier Set
Supplementary piers to set 7077300




7077310 (23-047)
Pier Set
single-track, 50 mm (5 pieces)




7077304 (24-817)
S-Joiner
for securing NRL Viaducts
(20 pieces)




7078019 (20-004)
Straight Track, double-track with
Concrete Sleepers, 248 mm (2 pieces)




7078020 (20-012)
Straight Track, double-track with
Concrete Sleepers, 186 mm (2 pieces)



7078021 (20-023)
Straight Track, double-track with
Concrete Sleepers, 124 mm (2 pieces)



7078022 (20-042)
Straight Track, double-track with
Concrete Sleepers, 62 mm (2 pieces)



7078023 (20-043)
Straight Feeder Track, double-track
with Concrete Sleepers, 62 mm (1 piece)



7078025 (20-875)
Straight Track, for Platforms and
Stations, with Concrete Sleepers
248 mm (4 pieces)



7078026 (20-051)
Double Track Widening Section Left,
double-track with Concrete Sleepers
310 mm (1 piece)



7078027 (20-052)
Double Track Widening Section Right,
double-track with Concrete Sleepers
310 mm (1 piece)



7078120 (20-185)
Superelevated Curve Track,
double-track, with Concrete Sleepers,
R480/477-45° (2 pieces)




7078116 (20-183)
Superelevated Curve Track,
double-track, with Concrete Sleepers,
R315/282-45° (2 pieces)



7078114 (20-181)
Superelevated Curve Track,
double-track, with Concrete Sleepers,
R414/381-45° (2 pieces)



7078117 (20-184)
Track Easement Curve Track,
Left + Right, double-track with Concrete
Sleepers, R315/282-22.5° (2 pieces)



7078115 (20-182)
Track Easement Curve Track,
Left + Right, double-track with Concrete
Sleepers, R414/381-22.5° (2 pieces)



7078121 (20-186)
Track Easement Curve Track,
Left + Right, double-track with Concrete
Sleepers, R480/477-22.5° (2 pieces)

KATO N-Gauge Slab Track

With the arrival of high-speed trains, the demands on the rails likewise continues to increase. The so-called »ballastless tracks« were thus developed. KATO takes you into this new era of rails.



7078647 Variations-Set V17 (Set)
(20-877) Oval Double Slab Track Set, R414/381
outer dimensions: 1476 mm x 853 mm



7078400 (20-006)
Double-Track Concrete Slab,
straight, 248 mm (2 pieces)



7078401 (20-014)
Double-Track Concrete Slab,
straight, 186 mm (2 pieces)



7078402 (20-025)
Double-Track Concrete Slab,
straight, 124 mm (2 pieces)



7078405 (20-044)
Double-Track Concrete Slab,
straight, 62 mm (2 pieces)



7078406 (20-049)
**Double-Track Concrete Slab
Feeder Track** (1 piece)

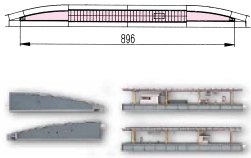


7078403 (20-187)
**Double Track Superelevated
Curve Track**, R414/381, 45°
(2 pieces)




7078404 (20-188)
**Double Track Easement Curve
Track** left + right, R414/381,
22.5° (1 piece of each)

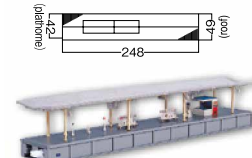
N-Gauge Platforms, Buildings and Catenary Poles



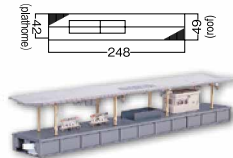
7078509 (20-806)
Island Platform Complete
Set B, 896 mm, without tracks



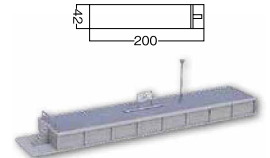
7078510 (20-815)
Island Platform Complete
Set A, 896 mm, without tracks



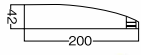
7074915 (23-100)
Island Platform A
248 mm x 42 mm, roofed,
with kiosk



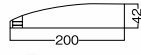
7074916 (23-101)
Island Platform B
248 mm x 42 mm, roofed,
with waiting room



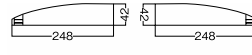
7074918 (23-102)
Island Platform End 1
straight bay platform with
steps, 42 mm x 200 mm



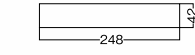
7074919 (23-103)
Island Platform End 2
curved one-sided platform,
for right-hand turnout 7078201,
42 mm x 200 mm



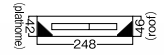
7074920 (23-104)
Island Platform End 3
curved one-sided platform,
for left-hand turnout 7078200,
42 mm x 200 mm




7074921 (23-105)
Island Platform End 4,
set, R481-15°,
248 mm x 42 mm



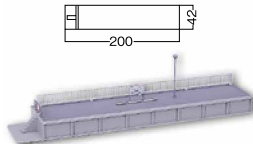
7074917 (23-106)
Island Platform D
not roofed, 42 mm x 248 mm



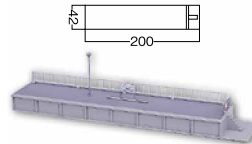
7074922 (23-110)
One-Sided Platform A
with kiosk, 248 mm




7074923 (23-111)
One-Sided Platform B
with waiting room, 248 mm



7074924 (23-112)
One-Sided Platform End 1
right bay platform,
200 mm x 42 mm



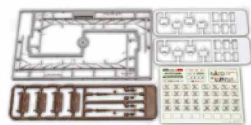
7074925 (23-113)
One-Sided Platform End 2
left bay platform,
200 mm x 42 mm



7074926 (23-200)
Overhead Station Set,
1 platform on lower level



7078517 (23-210)
Suburban Station (A)



7023212 (23-212)
Accessories for Suburban
Station, for 23-211, 23-126 &
23-127



7078520 (23-056)
Catenary Pole Base Set
without poles (16 pieces)



7078518 (23-057)
Modern Double-Track
Catenary Set, with curved
poles (6 pieces)




7078519 (23-059)
Single-Track Catenary Poles
without bases (16 pieces)




7078521 (23-060)
Double-Track Catenary Poles
without bases (8 pieces)




7078524 (23-061)
Extra Wide Catenary Poles
for superelevated double-track
tracks (10 pieces)



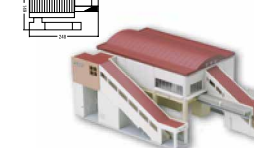
7078525 (23-062)
Wide Modern Catenary Poles
double-track (10 pieces)



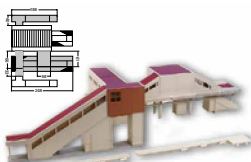
7078526 (23-063)
Truss Catenary Poles
double-track (6 pieces)



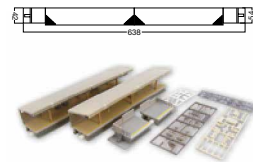
7078527 (23-064)
Four-Track Catenary Poles
(10 pieces)



7074972 (23-122)
Modern Overhead Transit
Station
284 mm x 149 mm (matching
with 7074976-978 and
7023114-117)

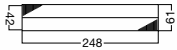


7074973 (23-123)
Modern Overhead Transit
Station Expansion Set
248 mm x 149 mm



7074975 (23-121)
One-Sided Platform Set
roofed, 638 mm x 54 mm
(8 pieces)

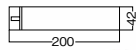
You'll bring your model railway layout to life with these simple kits and ready-made models from KATO!
Simple plug-in systems and accessories (where available) make the models easy to adjust and provide an impressive setting.



7074977 (23-108)
Modern Island Platform
roofed, two-sided with exit steps, 248 mm x 61 mm



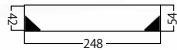
7072329 (23-239)
Shinkansen Platform Parts Set



7074978 (23-109)
Modern Island Platform Ends
two-sided, 200 mm x 42 mm (2 pieces)



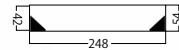
7074931 (23-125)
Viaduct Station Set
1,240 mm, incl. 7074932-934 (5 pieces)



7023115 (23-115)
Modern One-Sided Platform B, Left
suburban one-sided platform



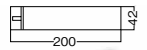
7074932 (23-230)
Viaduct Station Entrance
with exit steps, 248 mm (1 piece)



7023116 (23-116)
Modern One-Sided Platform B, Right
suburban one-sided platform



7074927 (23-231)
Viaduct Station Shops
with shopping centre underneath, 248 mm (1 piece)



7023117 (23-117)
Modern One-Sided Platform End B, Left + Right
suburban one-sided platform



7074934 (23-232)
Viaduct Platform Extension Set
248 mm (2 pieces)




70723240 (23-240)
Roundhouse
depth 200 mm, ø 496 mm front, ø 896 mm back



7074928 (23-300)
Long 2-Stall Engine House Kit
187 mm x 96 mm



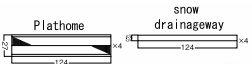
7074929 (23-310)
Industrial Building, 3-storey
150 mm x 75 mm



7074930 (23-315)
Station & Signal Tower Kit Set
61.5 mm x 40 mm / 58 mm x 28 mm



7074935 (23-130)
Local Line Station Platform Kit Set, 124 mm, multipiece set incl. shelters, etc.



7074937 (23-131)
Local Line Station Extension Set platform extension set, 2 additional platforms



7074938 (23-132)
Local Line Station Accessory Set, platform accessories, decoration



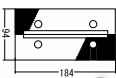
7074936 (23-220)
Rural Station, basic set
248 mm x 123 mm



7074939 (23-221)
Rural Freight Platform Kit Set, 278 mm x 41.5 mm and buildings



7074941 (23-224)
Rural Overhead Stairway Bridge, covered, 98 mm x 79 mm




7074962 (23-225)
Wood 2-Stall Engine House Kit, for two locomotives




7074963 (23-226)
Yard Buildings Kit
(5 houses), 24 mm x 34 mm to 40 mm x 101 mm




7023241 (23-241)
Small Station Building



7023136 (23-136)
Station Building Accessories for Station 7023241



7023133 (23-133)
Facing Platform for Station 7023241



7023134 (23-134)
Platform with Roof for Station 7023241



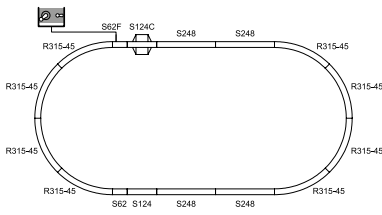
7023135 (23-135)
Platform Ramp for Station 7023241

Further information can be found at www.kato-unitrack.de

Ideal for Quick Starts and Extensions!

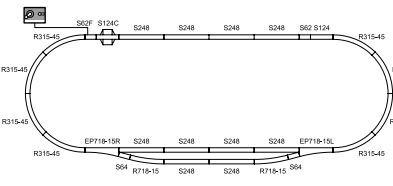
UNITRACK N-gauge Master and Variation Sets

M1 Ref. 7078620 M1 Basic Oval w/ Kato Power Pack / KATO 20-850



Contents: 4 x Straight Track, 248 mm · 1 x Straight Track, 124 mm · 1 x Railway Crossing Without Barrier, 124 mm · 1 x Straight Track, 62 mm · 1 x Feeder Track, 62 mm · 8 x Curved Track, R315 mm 45° · 1 x Power Pack for UNITRACK with mains adapter · 1 x Rerailer/UniJoiner Remover (UniJoiner = Track Connector)

M2 Ref. 7078621 M2 Basic Oval and Siding w/ Kato Power Pack / KATO 20-851



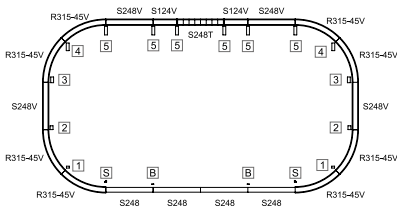
Contents: 10 x Straight Track, 248 mm · 2 x Curved Track, R718 mm 15° · 1 x Straight Track, 124 mm · 1 x Electric Left-Hand Turnout, R718 mm 15° · 1 x Railway Crossing Without Barrier, 124 mm · 1 x Electric Right-Hand Turnout, R718 mm 15° · 2 x Straight Track, 64 mm · 1 x Power Pack for UNITRACK with mains adapter · 1 x Straight Track, 62 mm · 1 x Feeder Track, 62 mm · 2 x Turnout Switch · 8 x Curved Track, R315 mm 45° · 1 x Rerailer and UniJoiner Remover (UniJoiner = Track Connector)

V1 Ref. 7078631, Variation Set V1 / KATO 20-860, Mainline Passing Siding Set Attach a small station and enjoy parking and overtaking trains.



Contents: 6 x Straight Track, 248 mm · 2 x Straight Track, 64 mm · 2 x Curved Track, R718 mm 15° · 1 x Electric Left-Hand Turnout, R718 mm 15° · 1 x Electric Right-Hand Turnout, R718 mm 15° · 2 x Turnout Switch

V2 Ref. 7078632, Variation Set V2 / KATO 20-861 Single-Track Viaduct Set



Contents: 4 x Straight Track, 248 mm · 1 x Girder Bridge, silver, with 248 mm track · 4 x Single-Track Straight Viaduct, 248 mm · 2 x Single-Track Straight Viaduct, 124 mm · 8 x Single-Track Curved Viaduct, R315 mm 45° · 1 x Pier Set (ascending and descending), 16 pieces

V3 Ref. 7078633, Variation Set V3 / KATO 20-862, Rail Yard Switching Set Use this Set to create a goods station with sidings and shunting tracks.



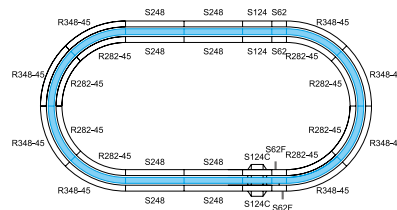
Contents: 6 x Straight Track, 248 mm · 2 x Straight Track, 186 mm · 2 x Straight Track, 64 mm · 3 x Straight Bumper Track, 62 mm · 3 x Curved Track, R718 mm 15° · 2 x Electric Left-Hand Points, R718 mm 15° · 1 x Electric Right-Hand Points, R718 mm 15° · 3 x Points Switch

V4 Ref. 7078634, Variation Set V4 / KATO 20-863, Switching Siding Set Create a station or signal point to allow trains to overtake.



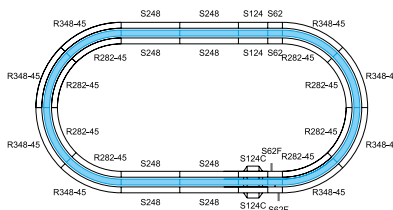
Contents: 4 x Straight Track, 248 mm · 1 x Straight Track, 62 mm · 2 x Straight Track with left cut, S60L mm · 2 x Straight Track with right cut, S60R mm · 2 x Curved Track, R481 mm 15° · 1 x Electric Left-Hand Points, R481 mm 15° · 1 x Electric Right-Hand Points, R481 mm 15° · 2 x Points Switch

V5 Ref. 7078635, Variation Set V5 / KATO 20-864, Inside Loop Track Set, fitting to Master Set M1 For building parallel lines quickly and easily.



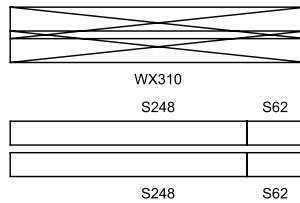
Contents: 4 x Straight Track, 248 mm · 1 x Straight Track, 124 mm · 1 x Railway Crossing Without Barrier, 124 mm · 1 x Straight Track, 62 mm · 1 x Feeder Track, 62 mm · 8 x Curved Track R282 mm 45° · 1 x Rerailer/UniJoiner Remover (UniJoiner = Track Connector) · outer dimensions: 1,271 mm x 611 mm

V6 Ref. 7078636, Variation Set V6 / KATO 20-865, Outside Loop Track Set, fitting to Master Set M1 For building parallel lines quickly and easily.



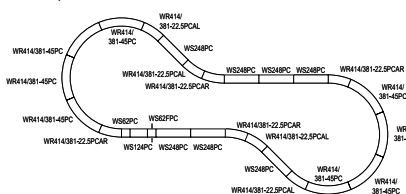
Contents: 4 x Straight Track, 248 mm · 1 x Straight Track, 124 mm · 1 x Railway Crossing Without Barrier, 124 mm · 1 x Straight Track, 62 mm · 1 x Feeder Track, 62 mm · 8 x Curved Track, R348 mm 45° · 1 x Rerailer/UniJoiner Remover (UniJoiner = Track Connector) · outer dimensions: 1,403 mm x 743 mm

V7 Ref. 7078637, Variation Set V7 / KATO 20-866 Double Crossover Track Set Set the points for a change of track!



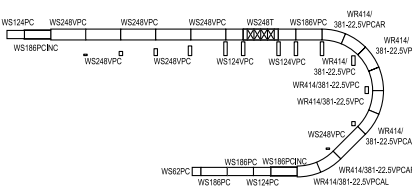
Contents: 2 x Straight Track, 248 mm · 2 x Straight Track, 62 mm · 1 x Double Crossover, 310 mm · 1 x Turnout Switch

V11 Ref. 7078641, Variation Set V11 / KATO 20-870, Double-Track Set with modern Concrete Sleepers and cambered track around the curves. Enjoy the advantage of a parallel route with two trains.



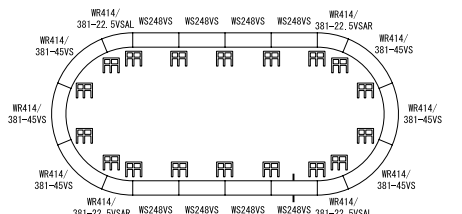
Contents: 7 x Double-Track Straight Concrete Sleeper Track, 248 mm · 1 x Double-Track Straight Concrete Sleeper Track, 124 mm · 1 x Double-Track Straight Concrete Sleeper Feeder Track, 62 mm · 1 x Double-Track Curved Concrete Sleeper Track, R414/381 mm 45°, cambered · 4 x Double-Track Curved Concrete Sleeper Track, R414/381 mm 22.5°, cambered, left-hand · 4 x Double-Track Curved Concrete Sleeper Track, R414/381 mm 22.5°, cambered, right-hand · 1 x 78514 Rerailer/UniJoiner Remover (UniJoiner = Track Connector) · outer dimensions: 2,335 mm x 1,261 mm

V12 Ref. 7078642, Variation Set V12 / KATO 20-871, Double-Track Viaduct Set With this Set, you can go up a level, across a bridge and back down.



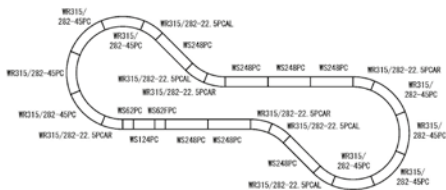
Contents: 2 x Double-Track Straight Concrete Tie Track, 186 mm · 2 x Double-Track Straight Concrete Sleeper Track, 124 mm · 1 x Double-Track Straight Concrete Sleeper Track, 62 mm · 6 x Double-Track Viaduct Straight Track, 248 mm with Concrete Sleepers · 1 x Double-Track Viaduct Straight Track, 186 mm with Concrete Sleepers · 2 x Double-Track Viaduct Straight Track, 124 mm with Concrete Sleepers · 1 x Double-Track Truss Bridge, 248 mm, straight · 4 x Double-Track Viaduct Curved Track, R414/381 mm, 22.5°, cambered with Concrete Sleepers · 2 x Double-Track Viaduct Curved Track, R414/381 mm 22.5°, cambered, left-hand with Concrete Sleepers · 2 x Double-Track Viaduct Curved Track, R414/381 mm, 22.5°, cambered, right-hand with Concrete Sleepers · 2 x Double-Track Viaduct Straight Track, 186 mm ascending with Concrete Sleepers · 13 x Double-Track Pier · 23 x S-Joiner for Piers · 1 x Rerailer/UniJoiner Remover (UniJoiner = Track Connector)

V13 Ref. 7078643, Variation Set V13 / KATO 20-872, Double-Track Elevated Loop Set



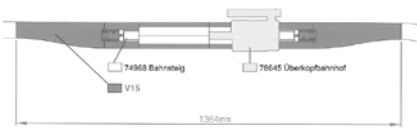
Contents: 8 x Double-Track Straight Track, 248 mm with concrete bases · 6 x Double-Track Curved Concrete Sleeper Track · R414/381 mm 45°, cambered · 2 x Double-Track Curved Concrete Sleeper Track, R414/381 mm 22.5°, cambered · 2 x Double-Track Curved Concrete Sleeper Track, R414/381 mm, 22.5°, cambered, right-hand · 18 x Double Viaduct Pier · 2 x Viaduct Double-Track Feeder Cable · 1 x Rerailer/UniJoiner Remover (UniJoiner = Track Connector)

V14 Ref. 7078644, Variation Set V14 / KATO 20-873, Double-Track Inner Loop Set
With modern Concrete Sleepers and cambered track around the curves and viaduct piers. Inner oval for V11.



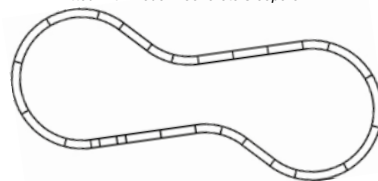
Contents: 4 x Straight Track, 248 mm · 1 x Straight Track, 124 mm · 1 x Railway Crossing Without Barrier, 124 mm · 1 x Straight Track, 62 mm · 1 x Feeder Track, 62 mm · 8 x Curved Track, R315 mm 45° · 1 x Power Pack for UNITRACK with mains adapter · 1 x Rerailer/UniJoiner Remover (UniJoiner = Track Connector)

V15 Ref. 7078645, Variation Set V15 / KATO 20-874, Double-Track Set for Station Approach



Contents: 2 x Double-Track Station Approach, right + left · 4 x Single-Track Track, 124 mm · 4 x Single-Track Track, 248 mm · 2 x Catenary Pole Dummy · 2 x Platform Segment

V16 Ref. 7078646, Variation Set V16 / KATO 20-876, Double-Track Outer Loop Set, with new double-track radius R480-45° and R447-45°
The new V16 is the outer oval for fitting to the V11. In turn, the V11 fits to the V14. Thus three ovals can be built inside each other. The V16 includes the new radii R480 and R447. The double-track rails are cambered around the curves and fitted with modern Concrete Sleepers.



Contents: 7 x Double-Track Straight Track, 248 mm · 1 x Double-Track Straight Track, 124 mm · 1 x Double-Track Straight Track, 62 mm · 1 x Double-Track Straight Feeder Track, 62 mm · 8 x Double-Track Curved Track, cambered R480/447 mm, 45° · 4 x Double-Track Curved Track, R480/447, 22.5° mm, left camber (compensation for elevation) · 4 x Double-Track Curved Track, R480/447, 22.5° mm, right camber (compensation for elevation) · 1 x Rerailer and UniJoiner Remover

KATO Compact Line Track Sets

Sets with small radii are very space-saving and ideal for locos and carriages with short axles (e.g. KATO RhB Series or Pocket Line). This Set

perfectly complements the UNITRAM System and the CV-3 fits perfectly on the Glacier on Tour Starter Set (ref. 7074033) as an outer oval.

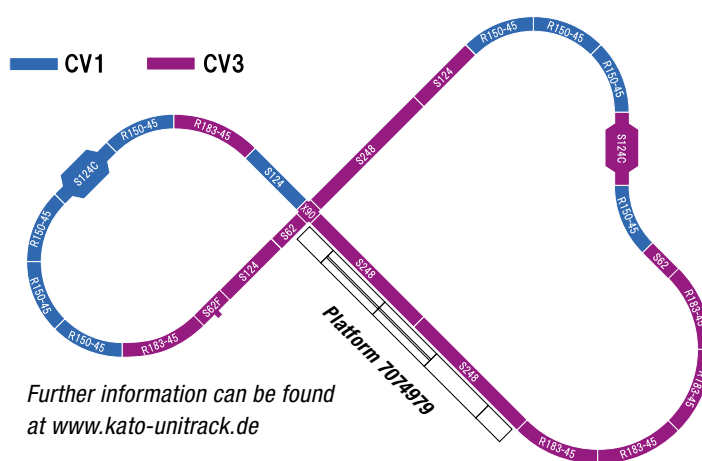


7078668 (20-890)
CV1 Compact Oval Set
325 mm x 573 mm
(1 set)

7078681 (20-891)
CV2 Multi-purpose Turnout Set
2 Turnouts (left + right hand)
2 Curved Tracks, R150-45° mm
2 Turnout Switches, 2 Cords
(1 set)

7074979 (23-129)
Glacier Express Platform Kit
with timetable Rhaetian Railway®
(1 set)

7078682 (20-892)
CV3 Compact Oval Set with Crossing
1011 mm x 413 mm
(1 set)



Further information can be found at www.kato-unitrack.de

N-Gauge Electric Turntable

A turntable is a reminder of the good old days, when steam locomotives ruled the rails. But even today, a turntable is still the eyecatcher of every layout. With a height of just 12 mm, i.e. just 5 mm higher than a KATO N-Gauge Track, KATO has again set the standards in the model railway industry. Thus, the Turntable is not only suitable for operating on the kitchen table, but is also optimally suited to (subsequent) installation in your model railway layout – all this without having to massively change

the substructure. The Turntable Bridge has a length of 160 mm. With an offset of 10° each, up to a total of 36 track connections can be individually approached. Even the Basic Set contains everything needed for driving pleasure and can be customised by adding the Extension Set.



Electric Turntable			
NOCH Ref.	KATO Ref.	Description	Gauge
7020283	20-283	1 x Turntable with Bridge 1 x Bridge Reinforcement 1 x Control Box incl. AC Adapter 1 x Ribbon Connector Cable 1 x Bridging Cable 4 x Straight Feeder Track 6 x Bumper Bed 12 x Bumper Rail 6 x Half UniJoiner 2 x Insulated UniJoiner 6 x Half Insulated UniJoiner 1 x UniJoiner Remover	N
7020284	20-284	Retrofitting Kit for 7020285 (for converting a track into a feeder track), 3 pieces	N
7020285	20-285	Extension Track Set (Straight)	N
7020286	20-286	Extension Track Set (Curved)	N
7020287	20-287	Ribbon Cable Extension, 150 cm	N
7024850	24-850	Power Feed Control Switch	N
7024851	24-851	Power Direction Control Switch	N

The Tram System for N-Gauge Railway Modellers

KATO, the N-gauge specialist from Japan, introduced the UNITRAM system for the first time in 2010 and has been consistently developing it ever since. Thanks to its innovative modular system, UNITRAM can be set up quickly, easily and compactly on a table or any other solid surface. UNITRAM produces a whole inner city in N gauge – for railway modellers who want to bring their city to life.

Individual road and rail modules can be combined individually. Three different connecting elements – TramJoiner, PlateJoiner A and B, and UniJoiner – provide the necessary support and stability. The various Expansion Sets include additional accessories, such as stops, fences, streetlamps, catenary poles and the like. Now just add a few houses and figures, and you'll have a model railway road layout that gives you lots of pleasure in no time at all!




Image shows Power Pack Generation at the end of 2018



7078659 UNITRAM Electric Railway Starter Set Hiroden 1000 LRV (40-901) including PowerPack SX

7078661 UNITRAM V50 Tram Rails Basic Set (40-800) The UNITRAM V50 contains the same number of rails as the Starter Set (7078660). Not included: Power Pack (transformer) and PORTRAM Tram.



7078669 UNITRAM V51 Expansion Set Intersection (40-801)

The set contains 21 UNITRAM elements with which you can start building customised tram themes or expand on existing sets.

The 21-piece set contains:

- 1 x 90° Crossing
- 2 x Curved Tram Track R180-45°
- 4 x Straight Tram Track, 186 mm
- various road elements, streetlamps, traffic lights and fences



7078670 UNITRAM V52 Double-Wide Straight Track (40-802) Expansion Set

The set contains 18 UNITRAM elements with which you can start building customised tram themes or expand on existing sets.

The 18-piece set contains:

- 2 x Straight Tram Track, 186 mm
- 4 x Straight Tram Track, 124 mm
- various road elements, streetlamps, traffic lights and fences




7078671 UNITRAM V53 Straight Track Expansion Set (40-803) Transition to UNITRACK


The set contains 18 UNITRAM elements. The Transition Tracks are the perfect basis for KATO UNITRACK connections. The track combines the tram system's 25-mm parallel track distance with the KATO UNITRACK geometry's 33-mm parallel track distance.

The 18-piece set contains:


- 2 x Straight Tram Track, 186 mm
- 2 x Straight Transition Track, 124 mm
- 2 x Straight Transition Track, 62 mm
- various road elements, streetlamps, traffic lights and fences



7078662 UNITRAM V54 Expansion Set
(40-804) Straight Tram Element, incl. streetlamps, catenary poles, fences & tram elements (248 mm x 434 mm)



7078663 UNITRAM Street Corner Expansion Set
(40-821) Road Crossing incl. streetlamps, traffic lights & fences (372 mm x 434 mm)



7078664 UNITRAM Town Expansion Set
(40-820) Road Elements incl. streetlamps, traffic lights & fences (186 mm x 620 mm)




7078672 Tram Track
(40-031) Straight, 62 mm (2 pieces)



7078673 Tram Track
(40-020) Straight, 124 mm (2 pieces)




7078674 Tram Track
(40-010) Straight, 186 mm (2 pieces)



7078675 Tram Track
(40-101) Curved, R180 mm-45°, left




7078676 Tram Track
(40-102) Curved, R180 mm-45°, right



7078680 Road Plate
(41-100) Inner Quarter Circle, Road Plate



7078677 Tram Track Electric Turnout
(40-210) Left Hand, R180 mm




7078679 UNITRAM Crossing Track 90°
(40-300) 62 mm




7078684 Tram Track Conversion to Unitram
(40-021) Double Track (2 pieces)


7078678 Tram Track Electric Turnout
(40-211) Right Hand, R180 mm



7078665 UNITRAM Tram Stop Set
(43-730) (186 mm x 13 mm, 28 mm high)



7074980 UNITRAM Tram Platform Set
(23-140) (229 mm x 30 mm)



7074981 UNITRAM Low Platform Set
(23-141) (202 mm x 20 mm)

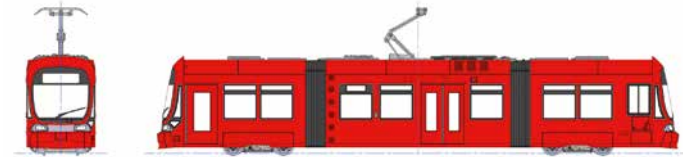
7078667 Tram Track Power Feeder Cable
(44-847) 87 cm

7078666 UNITRAM Catenary Pole Set
(43-731) 4 Poles for Straight Tracks (45 mm x 47 mm)
6 Poles for Curved Tracks (69 mm x 47 mm)


Finally Back – KATO Trams!



70101604 (10-1604) Hiroden 1000 LRT 2-Car Set „Piccolo & Piccola“ Red



70148042 (14-805-2) My Tram RED, Hiroden 1000 Light Rail Car – without lettering, red



70148043 (14-805-1) My Tram BLUE, Hiroden 1000 Light Rail Car – without lettering, blue

H0-Gauge KATO Track

This track not only attracts railway modellers with large layouts, but also those who look forward to seeing their railway after work or at weekends and who are grateful for effortless assembly and disassembly. Stability as well as secure and particularly durable plug connections are as self-evident in the H0 track as in its smaller brother – the N-gauge track. A special bonus is that even the necessary accessories have been taken from the N track and it is also possible to drive ‘double-tracked’ if desired.

H0 Straight Tracks with Concrete Sleepers			
NOCH Ref.	KATO Ref.	Description	Gauge
7002181 (4 pcs.)	2-181	Concrete Sleeper Straight Track, 369 mm	H0
7002152 (4 pcs.)	2-152	Concrete Sleeper Straight Track, 246 mm	H0
7002153 (1 pc.)	2-153	Concrete Sleeper Feeder Track, 246 mm, straight, with cable & plug	H0
7002141 (4 pcs.)	2-141	Concrete Sleeper Straight Track, 123 mm	H0

H0 Curved Tracks with Concrete Sleepers			
NOCH Ref.	KATO Ref.	Description	Gauge
7002251 (4 pcs.)	2-251	Superelevated Curve Track Concrete Sleeper, R790-22.5°	H0
7002252 (2 pcs.)	2-252	Easement Track, Curved, Concrete Sleeper, Right + Left R790-22.5°	H0
7002241 (4 pcs.)	2-241	Superelevated Curve Track Concrete Sleeper, R730-22.5°	H0
7002242 (2 pcs.)	2-242	Easement Track, Curved, Concrete Sleeper, 1 x Right + Left R730-22.5°	H0

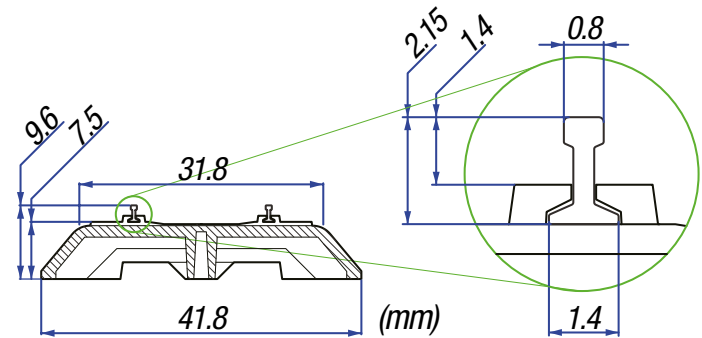
Hiroden 1000 LRT Series

KATO is bringing out a true-to-scale model of the Hiroden 1000 LRT (Light Rail Transit) ‘Green Mover LEX’, which is operated by Hiroshima Railways Co. Ltd.

The Hiroden 1000 LRT is a next generation tram consisting of three bodies, two coaches and a super-low floor, which debuted for service in Hiroshima City in 2013. There are currently 16 trams in operation. In addition to the standard ‘Green Mover’ paintwork with dark and light shades of green, KATO also produces the true-to-scale model of the first 100th anniversary versions built, Hiroden 1001 ‘PICCOLO’ and Hiroden 1002 ‘PICCOLA’, in the anniversary colour red in one set.

NOCH Ref.	KATO Ref.	Description	Gauge
70101604	10-1604	Hiroden 1000 LRT 2-Car Set „Piccolo & Piccola“	N
70148042	14-805-2	My Tram RED, Hiroden 1000 Light Rail Car unlettered, red	N
70148043	14-805-1	My Tram BLUE, Hiroden 1000 Light Rail Car unlettered, blue	N

Track details



H0 Straight Tracks			
NOCH Ref.	KATO Ref.	Description	Gauge
7002180 (4 pcs)	2-180	Straight Track, 369 mm	H0
7002150 (4 pcs)	2-150	Straight Track, 246 mm	H0
7002151 (1 pc.)	2-151	Straight Feeder Track, 246 mm	H0
7002160 (2 pcs)	2-160	Straight Track, 227 mm	H0
7002130 (4 pcs)	2-130	Straight Track, 174 mm	H0
7002193 (2 pcs)	2-193	Straight Track, 149 mm	H0
7002140 (4 pcs)	2-140	Straight Track, 123 mm	H0
7002120 (4 pcs)	2-120	Straight Track, 114 mm	H0
7002111 (2 pcs)	2-111	Straight Track, 94 mm	H0
7002105 (4 pcs)	2-105	Straight Track, 60 mm	H0
7002170 (2 pcs)	2-170	Straight Track with Bumper, 109 mm	H0

H0 Curved Tracks			
NOCH Ref.	KATO Ref.	Description	Gauge
7002290 (2 pcs)	2-290	Curved Track, R867-10°	H0
7002250 (4 pcs)	2-250	Curved Track, R790-22.5°	H0
7002240 (4 pcs)	2-240	Curved Track, R730-22.5°	H0
7002230 (4 pcs)	2-230	Curved Track, R670-22.5°	H0
7002220 (4 pcs)	2-220	Curved Track, R610-22.5°	H0
7002210 (4 pcs)	2-210	Curved Track, R550-22.5°	H0
7002270 (4 pcs)	2-270	Curved Track, R490-22.5°	H0
7002260 (4 pcs)	2-260	Curved Track, R430-22.5°	H0
7002280 (4 pcs)	2-280	Curved Track, R370-22.5°	H0

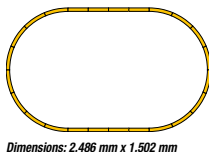
H0 Crossing			
NOCH Ref.	KATO Ref.	Description	Gauge
7002401 (1 pc.)	2-401	90° Crossing, 60 mm	H0

HO Powered Turnout			
NOCH Ref.	KATO Ref.	Description	Gauge
7002850	2-850	Powered Left-Hand Turnout 246 mm with R550-19° curve	HO
7002851	2-851	Powered Right Turnout 246 mm with R550-19° curve	HO
7002860	2-860	Powered Left-Hand Turnout 492 mm with R867-10° curve	HO
7002861	2-861	Powered Right Turnout 492 mm with R867-10° curve	HO

HO Manual Turnouts			
NOCH Ref.	KATO Ref.	Description	Gauge
7002840	2-840	Manual Left-Hand Turnout 246 mm with R490-22.5° curve	HO
7002841	2-841	Manual Right-Hand Turnout 246 mm with R490-22.5° curve	HO
7002862	2-862	Manual Left-Hand Turnout 343 mm with R867-10° curve	HO
7002863	2-863	Manual Right-Hand Turnout 343 mm with R867-10° curve	HO
Turnout Machine (Use with Manual Turnout)			
7002503 (1 pc.)	2-503	Left Hand DC Turnout Machine	HO
7002504 (1 pc.)	2-504	Right Hand DC Turnout Machine	HO

HO and N Accessories			
NOCH Ref.	KATO Ref.	Description	Gauge
7002502 (1 pc.)	2-502	HO Rerailer with UniJoiner Remover	HO
7078507 (20 pcs)	24-815	UniJoiner	HO/N
7078508 (20 pcs)	24-816	Insulated UniJoiner	HO/N
7077508 (1 pc.)	24-818	Terminal UniJoiner 1 pair, 88 cm	HO/N
7077509 (1 pc.)	24-825	Extension Cable for all DC connectors, 88 cm	HO/N
7077510 (1 pc.)	24-826	Extension Cable for all AC connectors, 88 cm	HO/N
7077511 (1 pc.)	24-827	3-Way Extension Cord, with plug and cable	HO/N
7077515 (1 pc.)	24-847C	Replacement Points Cable for 7078203-205, 7002860-61	HO/N
7078500 (1 pc.)	24-840	Turnout Switch	HO/N
7078502 (1 pc.)	24-841	Extension Cable, 90 cm points connection	HO/N
7078503 (1 pc.)	24-842	DC Converter (Used to connect turnout switches to a non-Kato Power pack via the accessory output)	HO/N
7078504 (1 pc.)	24-844	Signal Power Supply, up to 3 signals	HO/N
7078501 (1 pc.)	24-843	Adapter Cord (for conversion to KATO plugs from third-party transformers)	HO/N
7078522 (1 pc.)	24-829	Accessory Adapter (for connecting double coil magnet items, e.g. signals)	HO/N
7078530 (1 pc.)	24-848	Signal Switch	HO/N
7024039 (1 pc.)	24-039	UNITRACK Ballast (200 g): suitable for UNITRACK Track Beds	HO/N
7078535 (1 pc.)	22-018	Power Pack SX – see page 405	HO/N

HO Starter and Expansion Sets



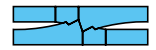
Dimensions: 2,486 mm x 1,502 mm

7003111 HV1 R730 Outer Oval Track Set (3-111)
Oval track suitable as outer oval for the HM1 Starter Set, incl. Feeder Cable for power supply to the track and connection to the KATO Power Pack (optional; not included in pack).



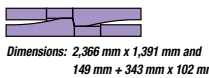
Dimensions: 1,722 mm x 102 mm

7003112 HV2 Passing siding Track Set (3-112)
With Manual Turnouts R867-10°. With this set, you have everything you need to install a passing track.




Dimensions: 114 mm + 246 mm x 102 mm

7003113 HV3 Interchange Track Set (3-113)
With Electric Turnouts R550-19°. This track connection facilitates quick transition to a parallel track. Incl. Turnout Switch and 3-fold Distributor Panel.




Dimensions: 2,366 mm x 1,391 mm and 149 mm + 343 mm x 102 mm

7003114 HV4 Interchange Track Set (3-114)
With Electric Turnouts R867-10°. This track facilitates quick transition to a parallel track. Incl. Turnouts Switch and 3-fold Distributor Panel.

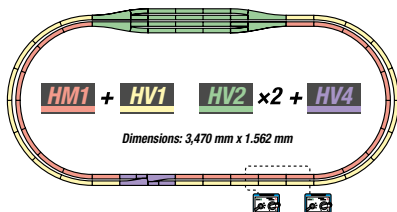


Dimensions: 2,126 mm x 1,142 mm and 149 mm + 343 mm x 102 mm

7003115 HV5 R550 Basic Oval Track Set (3-115)
With the HV5 Set, you can create an oval track on an area of approx. 100 cm x 200 cm – a good basis for driving pleasure or for further expansion. The Set includes a Rerailer, a Feeder Track for the power supply and a Feeder Cable for connecting to third-party transformers.



7003131 HV21 Automatic 3-Colour Signal Set (3-131)
2 x Automatic Signal Straight Track, 123 mm
3-Colour Signal
2 x Straight Track, 123 mm
1 x Signal Switch (7078530)
1 x Power Supply for 3 signals (7078504)
1 x Accessory Adapter (7078522)
2 x Extension Cable



Example of options for combinations

This combination of the Starter and Expansion Sets creates a complex track layout with two speed controllers and gives you a lot of driving pleasure.

Parts list:

1 x 7003104 HM1
1 x 7003111 HV1
2 x 7003112 HV2
1 x 7003114 HV4
1 x KATO Power Pack



Quality and Precision in Track Construction.

Within ten years, ROKUHAN has managed to make a name for itself among Z-gauge fans. And not by chance – the quality and precision of their products have convinced railway modellers of this. ROKUHAN are incredibly happy about this level of enthusiasm and have thanked their followers with an even wider range and many new products. Your dealer will be pleased to advise you.



Info Tip:
ROKUHAN Z-Gauge Track System

Further information can be found online at www.rokuhan.de. Request two of the revolutionary Z-gauge tracks directly from us! Simply send an e-mail to info@noch.de with the keywords »ROKUHAN Z-gauge sample track« and we'll send you two free sample tracks. Let yourself be convinced that this is the Z track of the future.



ROKUHAN

Shorty, Controller and Switch – from page 418

- Japanese precision and technology

Track System with Its Own Track Bed – from page 422

- Elegant, robust, extremely stable and easy to lay

Turntable and Roundhouse – page 424

- Technically sophisticated, in the appropriate style and impressively designed

Bridges, Bridge Piers and Viaducts – page 425

- Easy to mount and finely painted

Shorty 500 Type

History

The 500 Type Shinkansen is a Japanese high-speed train which has been in operation since 22nd March 1997. It is operated by the West Japan Railway Company (JR Nishi-Nihon or JR West).

Since March 2010, the 500 Type Shinkansen has been used exclusively on the route between Shin-Ōsaka and Hakata.

A 3-wagons car body set (front coach + middle coach + rear coach) with customisable dummy bogies.

Note:

To get the Shorty 500 Type up and running, two 7297906 (Shorty Chassis Shinkansen) and one 7297904 (Shorty Motor Chassis Shinkansen) are required.



500 Type Shinkansen			
NOCH Ref.	ROKUHAN Ref.	Description	Gauge
7297850	ST008-1	Shorty 500 Type KODAMA Shinkansen Car Body	Z

History


On the occasion of the 20th anniversary of the anime series Neon Genesis Evangelion in November 2015, the exterior of the 500 Type Shinkansen EVA was designed.

One of the Shinkansen EVA's carriages was configured as an exhibition space to match the anime series and the built-in seats, sunshades and guidance systems in the passenger coach are also in the design of the anime series. The Shinkansen ran once a day from November 2015 to May 2018 on the route between Hakata and Shin-Ōsaka.

A 3-wagons car body set (front coach + middle coach + rear coach) with customisable dummy bogies.

Note:

To get the Shorty 500 Type up and running, two 7297906 (Shorty Chassis Shinkansen) and one 7297904 (Shorty Motor Chassis Shinkansen) are required.



500 Type Shinkansen			
NOCH Ref.	ROKUHAN Ref.	Description	Gauge
7297851	ST008-3	Shorty 500 Type EVA Shinkansen Car Body	Z

Looking for a Connection?

ROKUHAN have taken care of this by offering compatible exchange coupler for their carriages and locomotives. This is how ROKUHAN's locomotives and carriages always find the right connection.

Tips on how to use these can be found on the YouTube channel 'ROKUHAN65' with 'ROKUHAN coupler sets'

7297409 (A009) Interior Lighting Type A

for passenger cars and motor train sets up to T006-4 (1 piece)

7297415 (A015) Interior Lighting Type B

for motor train sets from T009-1 upwards (1 piece)

Coupler			
NOCH Ref.	ROKUHAN Ref.	Description	Gauge
7297419 (6 pcs)	A019	Knuckle Coupler (short), 7 mm	Z
7297420 (6 pcs)	A020	Knuckle Coupler (long), 11 mm	Z
7297421 (6 pcs)	A021	Märklin® Coupler (short), 11 mm	Z
7297422 (6 pcs)	A022	Märklin® Coupler (long), 13 mm	Z
7297424 (6 pcs)	A024	Arnold Coupler (short), 7 mm	Z
7297425 (6 pcs)	A025	Arnold Coupler (long), 9 mm	Z

Train Controller and Electricity Supplier

You'll have everything under control with the stylish 'RC03' Train Controller or the 'RC02' Compact Controller. You'll have the 'RC03' connected to the feeder track and wired in the turnouts in no time. Thanks to an additional battery compartment (8 x AA batteries) on the underside of the controller, the transformer can even be operated without having to be plugged in, so you can use it while on the go.



RC03 Train Controller with Constant Lighting



'RC03' battery compartment


The 'RC02' is the right choice (8 x AAA batteries) for the thrifty person. Optional AC Adapter for both Controller ref. 7297411 (see page 421)

7297304 Compact Controller (RC02)

Output: 10 V, 800 mA (900 mA from 2017 production)

7297305 Train Controller with Constant Lighting (RC03)

Output: 10 V, 900 mA



Connecting 4 points onto the 'RC03' with the help of the Y Cable (ref. 7297405)



Control Switches (Art.-Nr. 7297302) on 'RC03' Without batteries and plug-in adapter

'RC03' Technical Information and Features:

- Input: AC 100-240 V
Output: 10 V, 900 mA
- Sensitive potentiometer
- Short-circuit proof
- Directional switch (forwards, backwards, zero setting)

- Plug-in connections on the side for additional control switches
- Dimensions of the RC03 Controller: 153 x 96 x 49 mm
- Constant lighting (driving lights, interior lighting)
- Two integrated turnout switches, i.e. two or four turnouts can be connected up to the controller (via the Y Cable) and switched

Turnout Switches

The turnout switches from ROKUHAN are true all-rounders with their many connection possibilities. Thanks to the plug-in connectors, the turnouts can be easily and quickly »wired into« the turnout switches. Fiddly soldering or the use of strip connectors is a thing of the past. The switches are simply connected to the sides of the ROKUHAN 'RC03' Train Controller or 'RC02' Compact Controller with plug-in connectors. Simply attach it on and you're done! The switches can also be operated

directly via an additional AC Adapter (ref. 7297411; see page 421) – a connection socket is available at the switch.

If you're using a Märklin® or other Z-gauge transformer, you'll need the AC Cable (ref. 7297410; see page 421).



Turnout Switch with 'RC03' Train Controller



Turnout Switch to transformer from another manufacturer (here: Märklin®)



Turnout Switch with direct power supply via an additional AC Adapter (ref. 7297411)


Reverse Loop Switch and Insulated Rail Joiner

Electrically separate tracks can be easily and safely installed with the Insulated Rail Joiner. To do so, the regular rail joiners are removed and replaced with the Insulated Rail Joiners.

It's very easy to reverse the polarity of the positive and negative pole with the plug-in Reverse Loop Switch: simply stop the train before the second insulation point, turn the Reverse Loop Switch and turnout and then your train can continue on its journey. Very easy!



7297303 Reverse Loop Switch



**7297413 Insulated Rail Joiner
2 pieces**

Feeder Track

ROKUHAN has come up with a unique and clever solution to the problem of how to ensure a power connection. The bed under the straight tracks has a piece integrated into its body that can be removed to expose the rail for connecting it to a power supply (see Fig. 1).

The Feeder Cable's (ref. 7297408) plug is designed so that it can be inserted directly into this position (see Fig. 2.). And voilà – the connection is done!




Fig. 1




Fig. 2



You'll find a vast number of helpful videos on the subject of ROKUHAN (including instructions for assembling, installing and renovating) on the YouTube channel www.youtube.com/user/Rokuhan65.


Turnouts– Clever Technology and Handling

In ROKUHAN's track geometry, there are three turnout sizes: R490-13° with a length of 110 mm, R127-26° with a length of 55 mm and a curved point R195/220-30° with a length of 112.8 mm. The turnout can be operated manually or electrically. The drives are housed directly in the track bed.


The core pieces are live and made of metal. The intelligent stop points of the power routing system work against the collision of the trains (the

stop points function can be deactivated very easily by inserting two little screws at the bottom). The strongest available neodymium magnets provide pulling power and long-term reliability. The parallel track distance after installing the opposite curve is 25 mm.

More information at www.rokuhan.de



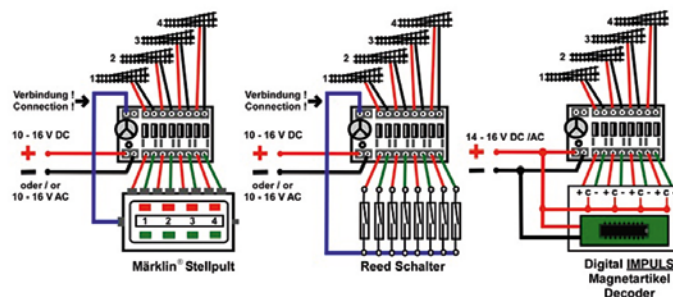
Turnout drives integrated in the bed with the strongest neodymium magnets currently available guarantee pulling power.



Because it often gets narrow in the transition area around the opposite curve, ROKUHAN provides an appropriately cut track, so that the turnouts can be laid easily and quickly. The picture on the left side shows double slip turnouts with feeder track on the left.

Turnout Module

Switching ROKUHAN and KATO turnouts is now even easier – digital as well as analogue!



Whether you are just getting started or want to use your existing system, the Turnout Module can be used with 2 x 4-button control panels, e.g. from Märklin® and other control panels with button functions for controlling KATO and ROKUHAN turnouts. A total of 4 turnouts can be switched with each Turnout Module. The turnouts, the control panel and the power supply are connected via screw terminals. Furthermore, switching digitally and with reed contacts is possible with an added solenoid accessory decoder. Soldering is not necessary. The connection is made via AC or DC with 10 to 16 V.

The NOCH Turnout Module can also be connected to a solenoid accessory decoder. On the output side, some decoders on the common terminal have negative potential and others positive potential. The NOCH Turnout Module requires positive potential at the common terminal (often called »terminal C«), at the decoder's respective switching output. Such decoders are, for example: LENZ LS100 (ref. 1110) and ESU Switch Pilot V 2.0 4 x Solenoid Accessory Decoder (ref. 51820).

Pay particular attention to the manufacturer's information on the decoder.

Points Module	
NOCH Ref.	Description
60264	Turnout Module for KATO H0- and N-gauge as well as ROKUHAN Z-gauge turnouts

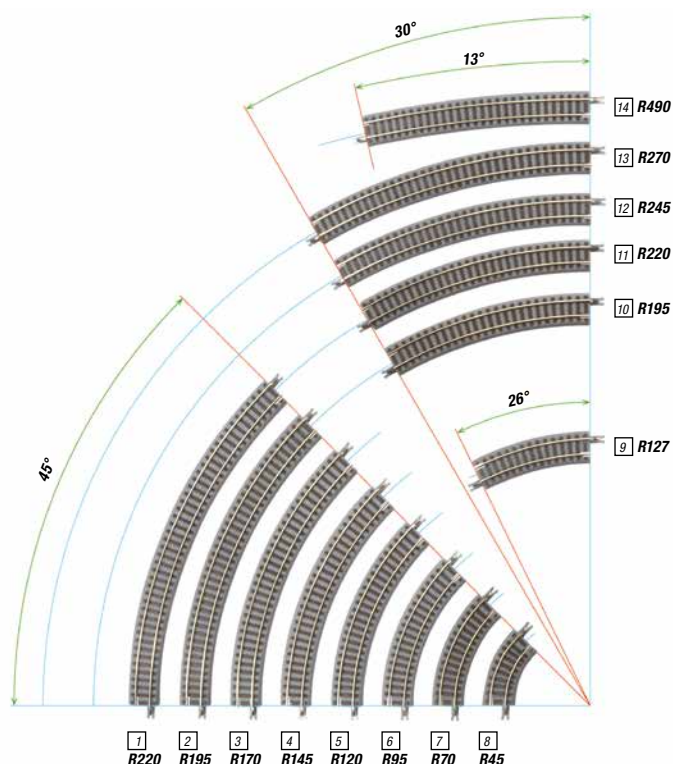
Controllers, Switches, Cables, Track Accessories, LED Lighting (Houses)

Controllers, Switches, Cables, Track Accessories, LED Lighting (houses)		
NOCH Ref.	ROKUHAN Ref.	Description
7297304 (1 pc)	RC02	RC02 Compact Controller, 94 x 71 x 37 mm, without AC Adapter, can also be operated with 8 AAA batteries (input AC 100–240 V; output max. 12 V, 800 mA)
7297305 (1 pc)	RC03	RC03 Train Controller with Constant Lighting, 153 x 96 x 49 mm, without AC Adapter, can also be operated with 8 AA batteries (input AC 100–240 V; output max. 10 V, 900 mA)
7297302 (1 pc)	C002	Turnout Switch, 95 x 65 x 30 mm (compatible with RC02 and RC03)
7297303 (1 pc)	C003	Reverse Loop Switch (compatible with RC02 and RC03)
7297306 (1 pc)	C004	Switch for Accessories
7297413 (2 pcs)	A013	Insulated Rail Joiner
7297414 (2 pcs)	A014	Conversion Joiner, for third-party track systems
7297402 (1 pc)	A002	Rerailer, 145 x 25 x 15 mm (not pictured)
7297403 (1 pc)	A003	Extension Feeder, Cable, 150 cm (not pictured)

Controllers, Switches, Cables, Track Accessories, LED Lighting (houses)		
NOCH Ref.	ROKUHAN Ref.	Description
7297404 (1 pc)	A004	Extension Cable for Points Connection, 150 cm (not pictured)
7297405 (10 pcs)	A005	Y Cable, for connecting two parallel points (not pictured)
7297429 (1 pc)	A029	Y Power Feeder Cable, for connecting two parallel tracks
7297408 (1 pc)	A008	T Feeder Cable, 70 cm (not pictured)
7297410 (1 pc)	A010	AC Cable for Turnout Switches, for third-party transformers (not pictured)
7297412 (10 pcs)	A012	Rail Joiners (not pictured)
7297411 (1 pc)	A011D	AC Adapter, compatible with ref. 7297302, 7297304 and 7297305
7297306 (1 pc)	C004	Switch for Accessories e.g. home lighting (not pictured)
7297416 (1 pc)	A016	Accessory Power Terminal (not pictured)
7297417 (1 pc)	A017-1	LED Light, white (not pictured)
7297401 (1 pc)	A017-2	LED Light, orange (not pictured)



ROKUHAN Z-Gauge Track Assortment




Note:
ROKUHAN curved tracks

Radius smaller than R170 are only suitable for short, double-axle vehicles.


Curved Tracks			
	NOCH Ref.	ROKUHAN Ref.	Description
1	7297004 (4 pcs)	R004	Curved Track R220-45°
2	7297002 (4 pcs)	R002	Curved Track R195-45°
3	7297003 (4 pcs)	R003	Curved Track R170-45°
4	7297005 (4 pcs)	R005	Curved Track R145-45°
5	7297011 (4 pcs)	R011	Curved Track R120-45°
6	7297010 (4 pcs)	R010	Curved Track R95-45°
7	7297018 (4 pcs)	R018	Curved Track R70-45°
8	7297046 (4 pcs)	R046	Curved Track R45-45°
9	7297019 (2 pcs)	R019	Curved Track R127-26° (opposite curve)
10	7297032 (6 pcs)	R032	Curved Track R195-30°
	7297051 (6 pcs)	R051	As 7297032, but with concrete sleepers
11	7297033 (6 pcs)	R033	Curved Track R220-30°
	7297052 (6 pcs)	R052	As 7297033, but with concrete sleepers
12	7297014 (6 pcs)	R014	Curved Track R245-30°
	7297053 (6 pcs)	R053	As 7297014, but with concrete sleepers
13	7297015 (6 pcs)	R015	Curved Track R270-30°
	7297054 (6 pcs)	R054	As 7297015, but with concrete sleepers
14	7297012 (2 pcs)	R012	Curved Track R490-13° (opposite curve)
	7297059 (2 pcs)	R059	As 7297012, but with concrete sleepers

ROKHAN Z-Gauge Track Assortment




7297009 (R009) Straight Track, with slot for cable, 220 mm (4 pieces)

7297050 (R050) Straight Track, with slot for cable and with concrete sleepers, 220 mm (4 pieces)




7297001 (R001) Straight Track, with slot for cable, 110 mm (4 pieces)

7297049 (R049) Straight Track, with slot for cable and with concrete sleepers, 110 mm (4 pieces)




7297024 (R024) Straight Track, with slot for cable, 55 mm (2 pieces)

7297048 (R048) Straight Track, with slot for cable and with concrete sleepers, 55 mm (2 pieces)




7297030 (R030) Straight Track, 25 mm (4 pieces)



7297013 (R013) Japanese Buffer, 42 mm (2 pieces)



7297029 (R029) European Buffer, 42 mm (2 pieces)




7297045 (R045) Straight Track, without track bed, 110 mm (2 pieces)



7297036 (R036) Straight Track, with slot for cable, 112.8 mm (2 pieces)

7297038 (R038) Straight Track, with slot for cable and with concrete sleepers, 112.8 mm (2 pieces)



7297037 (R037) Uncoupler Track, for Micro Train®, 55 mm, (1 piece)



7297077 (R077) Uncoupler Track Set Märklin® & Arnold, 55 mm (1 piece)

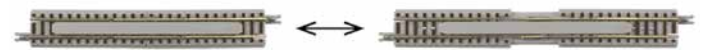


7297083 (R083) Straight Track, with slot for cable, 440 mm (2 pieces)

7297084 (R084) Straight Track, with slot for cable and with concrete sleepers, 440 mm (2 pieces)



7297016 (R016) Flexible Track, 330 mm (1 piece)




7297031 (R031) Adjustable Track, 100-120 mm (1 piece)

Straight Tracks, Special Tracks, Track Sets		
NOCH Ref.	ROKHAN Ref.	Description
7297064 (6 pcs)	R064	Super-Elevated Track, R195-30° (not pictured)
7297065 (6 pcs)	R065	Super-Elevated Track, R220-30° (not pictured)
7297066 (6 pcs)	R066	As 7297064, but with concrete sleepers (not pictured)
7297067 (6 pcs)	R067	As 7297065, but with concrete sleepers (not pictured)
7297073 (6 pcs)	R073	Super-Elevated Track, R245-30° (not pictured)
7297074 (6 pcs)	R074	Super-Elevated Track, R270-30° (not pictured)
7297075 (6 pcs)	R075	As 7297073, but with concrete sleepers (not pictured)
7297076 (6 pcs)	R076	As 7297074, but with concrete sleepers (not pictured)
7297786 (1 pc)	S045-1	Railway Crossing Japan (not pictured)
7297787 (1 pc)	S045-2	Railway Crossing USA (not pictured)
7297788 (1 pc)	S045-3	Railway Crossing Europe (not pictured)
7297028 (1 set)	R028	Track Set A - Oval Set 8 Curved Tracks, R195-45°, 4 Straight Tracks, 110 mm


Straight Tracks, Special Tracks, Track Sets		
NOCH Ref.	ROKHAN Ref.	Description
7297047 (1 set)	R047	Track Set B - Passing Track 1 x each of Left + Right Electric Turnouts, R490-13°, straight, 110 mm, 2 x Curved Track, R490-13°, 2 x Straight Track, 110 mm
7297062 (1 set)	R062	Track Set C - Double Track Oval Set Overall dimensions approx. 460 x 900 mm
7297063 (1 set)	R063	Track Set D - Viaduct Set Overall dimensions approx. 560 x 860 mm
7297079 (1 set)	R079	Track Set E - Mini Double Track Set 8 x Curved Track R95-45° 8 x Curved Track R120-45° 2 x Straight Track 110 mm 2 x Straight Track 55 mm 2 x Right Points 55 mm (not pictured) Overall dimensions approx. 260 x 370 mm
7297080 (1 set)	R080	Track Set F - Oval Track with Sidings Overall dimensions approx. 1,155 x 485 mm

Turnouts and Crossings




7297039 (R039) Left Electric Turnout, R490-13°, 110 mm, with 1 x cut Straight Track, 110 mm (1 piece)

7297055 (R055) Left Electric Turnout, R490-13°, 110 mm, with 1 x cut Straight Track, 110 mm, with concrete sleepers (1 piece)




7297040 (R040) Right Electric Turnout, R490-13°, 110 mm, with 1 x cut Straight Track, 110 mm (1 piece)


7297056 (R056) Left Electric Turnout, R490-13°, 110 mm, with 1 x cut Straight Track, 110 mm, with concrete sleepers (1 piece)




7297022 (R022) Left Electric Turnout, with 1 x cut Straight Track, 55 mm (1 piece)




7297023 (R023) Right Electric Turnout, R127-26°, 55 mm, with 1 x cut Straight Track, 55 mm (1 piece)



7297025 (R025) Crossing 90°, 25 mm (1 piece)




7297020 (R020) Crossing 13°, 112.8 mm, with 2 x Adjustment Track 53.6 mm (1 piece)




7297026 (R026) Left Curved Turnout, R220/195-30°, 112.8 mm, with 1 x cut Curved Track (1 piece)

7297057 (R057) Left Curved Turnout, R220/195-30°, 112.8 mm, with 1 x cut Curved Track and with concrete sleepers (1 piece)



7297027 (R027) Right Curved Turnout, R220/195-30°, 112.8 mm, with 1 x cut Curved Track (1 piece)

7297058 (R058) Right Curved Turnout, R220/195-30°, 112.8 mm, with 1 x cut Curved Track and with concrete sleepers (1 piece)




7297034 (R034) Electric Double-Slip Turnout, 112.8 mm 13° + 2 x Straight Track cut left, 53.6 mm (1 piece)

7297068 (R068) Electric Double-Slip Turnout, 112.8 mm 13° + 2 x 53.6 mm Straight Track cut left, with concrete sleepers (1 piece)

7297035 (R035) Electric Double-Slip Turnout, 112.8 mm 13° + 2 x 53.6 mm Straight Track cut right (1 piece)

7297069 (R069) Electric Double-Slip Turnout, 112.8 mm 13° + 2 x 53.6 mm Straight Track cut right, with concrete sleepers (1 piece)



7297078 (R078) Double Crossover
220 mm, 25 mm track distance
(1 piece)

7297082 (R082) Double Crossover
220 mm, 25 mm track distance,
with concrete sleepers (1 piece)




© Claudius Veit - www.velmo.de



Note: ROKUHAN Turnouts/Turnout Switches

• The turnouts should only be operated with the C002 ROKUHAN Turnout Switch or via RC03 controller.

- To use control panels with a push button, please use the Turnout Module (NOCH ref. 60264; see page 420).
- Misuse of the turnouts (blade is not in the direction of travel) can cause a short circuit.



Turntable and Round House

Turntable

Enjoy a technically sophisticated turntable from ROKUHAN – be it analogue or digital (DCC). You get 8 track connections in the basic set, which can be extended to a total of 24. The stepping motor's delicate controls allow an optimal run-up to the individual tracks and the attractive controller offers clear functionality that you will find pleasing.

Set consists of:

- 1 turntable
- 1 controller
- 8 track connections
- 1 insulated rail joiner
- 1 instruction manual

Model Features

- Length of turntable bridge: 132 mm
- Outer diameter: 169 mm
- Mounting depth: approx. 23 mm

Power supply via ROKUHAN AC Adapter (7297411 optional) or via the RC02 or RC03 controllers.



Round House

Complete your Turntable with this stylish Round House, which makes your model landscape even more impressive. The kit contains 2 different façades that you can use. This 3-piece segment can of course be extended as desired and can also be easily retrofitted with lighting (white 7297417 or orange 7297401 LED, distributor connection 7297416).

Model Features

- Easy to mount kit
- With 2 different façades to choose from
- Can be extended

Electric Turntable and Round House		
NOCH Ref.	ROKUHAN Ref.	Description
7297613	S037	Electric Turntable
7297614	S038	Round House
7297615	A035	2 Track Connections, 2 Edge Segments without Track
7297616	A036	Turntable Extension Cable (150 cm)

Engine House

- 2 colour variants to choose from
- Enclosed signs for you to attach
- Retrofit interior lighting with ref. 7297401 (see page 421)



7297665 (S051-1) Wooden Engine House
dark brown



7297666 (S051-2) Wooden Engine House
brown

Platforms & Railway Stations




7297632 Island Platform (S046-1) Basic Set
43 x 3.3 cm, 1.1 cm high



7297633 Island Platform (S046-2) Extension Set
11 x 3.3 cm, 1.1 cm high



7297634 Station (Blue Roof) (S047-1) 25.8 (22) x 8.1 cm

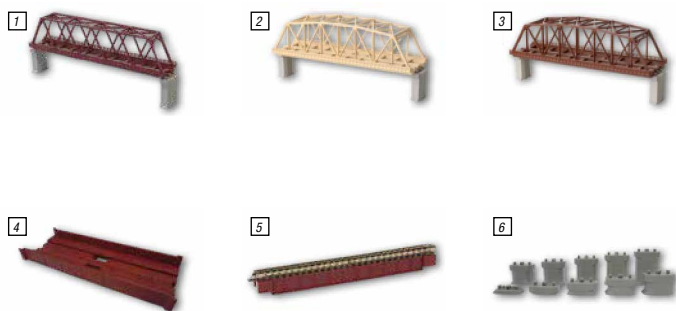


7297636 One-Sided Platform Set (S048-1) 25.8 (22) x 2.4 cm, 1.1 cm high

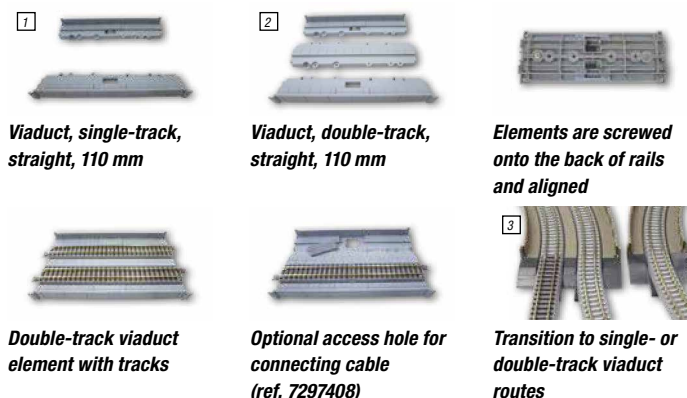
7297635 Station (Red Roof) (S047-2) 25.8 (22) x 8.1 cm

Bridges, Bridge Piers and Viaduct Segments

In addition to the usual interesting bridges, ROKUHAN's modern viaduct segments are waiting for you. The easy-to-mount segments are supplied without a track, so you have a free choice of tracks to choose from:



rails with beds (wooden or concrete sleepers) and also without beds. ROKUHAN offers suitable bridge piers for crossings (e.g. in city areas).



Bridges and Bridge Piers (The Box and Plate Girder Bridges are supplied without tracks. Suitable track: ref. 7297045)			
	NOCH Ref.	ROKUHAN Ref.	Description
	7297041 (1 pc)	R041	Box Girder Bridge, dark green, single-track, 220 mm (not pictured)
1	7297042 (1 pc)	R042	Box Girder Bridge, dark red, single-track, 220 mm
	7297043 (1 pc)	R043	Box Girder Bridge, dark green, double-track, 220 mm (not pictured)
2	7297044 (1 pc)	R044	Box Girder Bridge, beige, double-track, 220 mm
3	7297060 (1 pc)	R060	Box Girder Bridge, brown, double-track, 220 mm
	7297061 (1 pc)	R061	Box Girder Bridge, brown, single-track, 220 mm (not pictured)
4	7297610 (1 pc)	S023	Plate Girder Bridge, brown, single-track, 110 mm
5	7297070 (1 pc)	R070	Deck Girder Bridge, dark red, single-track with track, 110 mm
	7297071 (1 pc)	R071	Deck Girder Bridge, green, single-track with track, 110 mm (not pictured)
	7297072 (1 pc)	R072	Deck Girder Bridge, dark grey, single-track with track, 110 mm (not pictured)
6	7297604 (10 pcs)	S017	Bridge Piers Set, ascending; height of highest bridge pier: 40 mm
	7297605 (6 pcs)	S018	Bridge Piers Set, height 40 mm (not pictured)

Viaduct Segments and Catenary Pylons (The Viaduct elements are supplied without tracks. Suitable tracks: ref. 7297001, 7297045 or 7297049.)			
	NOCH Ref.	ROKUHAN Ref.	Description
1	7297600 (2 pcs)	S010	Viaduct, single-track, straight, 110 mm
	7297601 (3 pcs)	S011	Viaduct, single-track, curved, R195-30° (not pictured)
	7297602 (3 pcs)	S012	Viaduct, single-track, curved, R220-30° (not pictured)
	7297603 (3 pcs)	S013	Viaduct, double-track, curved, R195/220-30° (not pictured)
2	7297606 (2 pcs)	S019	Viaduct, double-track, straight, 110 mm
3	7297611 (2 pcs)	S035	Viaduct Step, single-track
3	7297612 (2 pcs)	S036	Viaduct Step, double-track
	7297607 (10 pcs)	S020	Catenary Pylon, single-track (not pictured)
	7297608 (10 pcs)	S021	Catenary Pylon, double-track (not pictured)
	7297609 (10 pcs)	S022	Beam for Catenary Pylon (e.g. for triple-track; not pictured)
	7297406 (10 pcs)	A006	Track & Pylon Base, single-track, 40 x 8 x 3 mm (for fixing tracks or installing catenary pylons; not pictured)
	7297407 (10 pcs)	A007	Track & Pylon Base, double-track, 80 x 8 x 3 mm (for fixing tracks or installing catenary pylons; not pictured)

More bridges can be found at your trade dealer's or at www.rokuhan.de

Houses



7297217 Corner Shop Building A (S034-1)



7297216 Office Building C (S033-3)



7297627 Two-Storey House A (S042-2)



7297661 Convenience Store, blue/grey (S049-2)

Containers

Containers			
NOCH Ref.	ROKUHAN Ref.	Description	Gauge
7297910 (1 St.)	SA006-2	Shorty Container Car, Grey	Z
7297408 (1 St.)	A103-2	12' Container 19B JRF	Z

A large selection of other lengths and companies can be found at your trade dealer's or at www.rokuhan.de



Is Something Still Missing?


A large selection of locomotives, train sets, passenger/goods carriages, over 40 different 12', 20', 31' or 40' containers, as well as traditional and modern Japanese buildings can be found at your trade dealer's or at www.rokuhan.de.



America's Most Famous 'Long-Distance Haulers' at NOCH – Athearn: 'The Biggest Little Railroad in America'SM

With over 1.5 million models sold every year, Athearn rightly claims to be 'the biggest little railroad in America.' We're delighted that NOCH is an international distribution partner of Athearn and that you can purchase models from this traditional, established US manufacturer through our specialist trade partners. Since 1943, when Irv Athearn began to build 0-gauge goods wagons in his mother's kitchen, the name has stood for

quality and a very good price-performance ratio. These values formed the basis for success. Even today, Irv's legacy, in the shape of quality and value, can be found in every model. The models shown here are just a small excerpt from the extensive Athearn range. You'll find current offers and updates online at www.noch.com (see News Blog: Athearn) – or seek advice from your local dealer.



Athearn specify a maximum operating voltage of 12 – 14 V for their locomotives

Athearn



Info Tip:
Athearn



- The range of products from the company Athearn, established in 1943, is divided into:
- The high-quality 'Genesis' model line
 - The excellently detailed 'N Scale' model line
 - The pre-fitted 'Ready-to-Roll' model line
 - The 'Roundhouse' brand

Our Athearn trade partners are informed monthly about new Athearn releases. Stay up-to-date with our newsletter. Just type your e-mail address in the field at the bottom of the homepage (www.noch.com) to register for the newsletter.



One of the Most Produced Locomotives in the World: The GE AC4400CW

Genesis Line H0

The GE AC4400CW is a series of 6-axle diesel-electric locomotives manufactured by the US locomotive manufacturer General Electric (GE). A total of 2,834 machines of this series were manufactured. This makes the AC4400CW one of the most frequently built locomotives in the world and a main component of modern rail traffic. The engine was produced by GE between 1993 and 2004 and then replaced by the Tier II-compliant Evolution series model. Numerous models still run on the rails, either in original or in a modified version.

Many 1st class, regional and foreign railroads have purchased the AC4400CW locomotives. Ownership spanned the entire North American continent and the models have seen numerous paint schemes and ownership changes over their long life.

The AC4400CW went through numerous changes during production. Some of these are easy to see: early units were supplied with GE's Hi-Adhesion trucks, while later units were produced with the option for the newly developed GE Steerable.

Other details are smaller and require a careful eye to spot. The door stop, the reinforcement of the treads or the number and positioning of panels and doors.

Model Features:

- DCC-ready features Quick Plug™ plug-and-play technology with 21-pin NEM connector
- LED lighting
- Flexible rubber MU hoses for durability
- Full cab interior
- Windshield wipers
- McHenry® scale knuckle couplers - Kadee compatible
- All-wheel drive with precision gears for smooth & quiet operation

GE AC4400CW diesel-electric Locomotive – Gauge H0			
Ref. without Sound	Ref. with Sound	Description	Gauge
75G31544	75G31644	CEFX #1002	H0
75G31545	75G31645	CEFX #1020	H0
75G31546	75G31646	CEFX #1048	H0
75G31547	75G31647	CNW #8801	H0
75G31548	75G31648	CNW #8816	H0
75G31549	75G31649	CNW #8831	H0
75G31550	75G31650	CSX #1	H0
75G31551	75G31651	CSX #17	H0
75G31552	75G31652	CSX #420	H0
75G31553	75G31653	KCS #4587	H0
75G31554	75G31654	KCS #4601	H0
75G31555	75G31655	KCS #4614	H0
75G31556	75G31656	SP #114	H0
75G31557	75G31657	SP #239	H0
75G31558	75G31658	SP #336	H0
75G31559	75G31659	UP #6193	H0
75G31560	75G31660	UP #6289	H0

75G31544



75G31547



75G31550



75G31553



75G31556



75G31559





53' Stoughton Container

Gauge N

53' Stoughton Container – N Gauge		
Ref.	Description	Gauge
7517306	SWRU (3)	N
7517307	SWRU (3)	N
7517308	UPHU (3)	N
7517309	UPHU (3)	N
7517310	EMHU (3)	N
7517311	EMHU (3)	N
7517312	SNLU (3)	N
7517313	SNLU (3)	N
7517314	SNLU (3)	N
7517315	SNLU (3)	N

An intermodal container (also known as a container, freight container, ISO container, shipping container, hi-cube container, box, sea container, container van) is a standardized reusable steel box. Intermodal containers are used to store and move materials and products efficiently and securely in the global containerized intermodal freight transport system. "Intermodal" indicates that the container can be used across various modes of transport, (from ship to rail to truck) without unloading and reloading its contents. Lengths of containers, which each have a unique ISO 6346 reporting mark, vary from 8 to 56 feet (2.438 to 17.069 m) and heights from 8 feet (2.438 m) to 9 feet 6 inches (2.896 m). There are about 17 million intermodal containers in the world of varying types to suit different cargoes.


Model Features:

- Fully assembled
- Magnetically stackable
- Each container individually numbered
- Razor sharp printing and painting


7517306



7517308



7517310



7517312



US couplers compatible with NEM362		
Ref.	Description	Gauge
KD00017	NEM362 Coupler, S, 7.11 mm, 2 pairs / 4 pieces	H0
KD00018	NEM362 Coupler, M, 8.63 mm, 2 pairs / 4 pieces	H0
KD00019	NEM362 Coupler, L, 10.76 mm, 2 pairs / 4 pieces	H0
KD00020	NEM362 Coupler, XL, 11.68 mm, 2 pairs / 4 pieces	H0



Couplers

For the best possible connection between US locomotives and cars with an NEM362 coupler pocket, we recommend the following top-quality Kadee Magne-Matic® Coupler Heads with swallow-tail shank.

We Always Keep You Up-to-Date!

NOCH US Newsletter

The selection in this chapter is also only a short overview of the extensive range offered by Athearn. The monthly new items from Athearn can only be ordered for a limited period and are delivered after approximately one year. Subscribe to the NOCH newsletter at www.noch.com and select the US newsletter in the next step. With the US newsletter, you're guaranteed not to miss any more news. In addition, you'll receive detailed

information about the properties and prototypes of the respective models, illustrations of the paintwork and printing variants as well as short product videos.

We look forward to your visit to our website and your registration for the NOCH US newsletter.



Still haven't found a suitable model from Athearn? No problem!

Your local dealer regularly receives updated stocks from us. So you can easily choose your model from this list, which your dealer then orders from us. This also applies to the US products from KATO.

Only while stocks last!

Ref.	Page												
NOCH		07135	154	08323	140	12821	315	14203	251	14608	160	15111	276
00005	165	07136	154	08324	140	12842	315	14211	256	14611	256	15112	276
00006	165	07142	193	08330	140	12843	315	14214	251	14612	252	15116	276
00007	165	07144	193	08350	140	12844	315	14217	256	14620	258	15218	277
00010	164	07146	193	08360	140	12850	316	14218	254	14621	254	15219	277
00011	164	07152	147	08361	140	12851	316	14219	254	14622	251	15220	277
00012	164	07154	147	08362	140	12852	316	14222	258	14624	252	15224	277
00013	164	07167	147	08363	141	12853	316	14223	258	14628	251	15226	278
00020	164	07168	147	08364	141	12854	317	14224	258	14633	260	15240	278
00080	164	07202	143	08370	142	12860	317	14230	162	14634	260	15242	278
00090	164	07204	143	08371	142	12861	317	14233	256	14635	162	15244	278
00230	164	07206	143	08372	142	12897	317	14236	256	14636	162	15245	278
00260	164	07223	143	08373	142	12899	318	14260	258	14638	251	15250	278
00265	164	07225	143	08375	142	12900	314	14262	162	14639	252	15265	279
00270	164	07227	143	08376	142	12901	314	14263	162	14640	252	15266	279
00280	164	07241	143	08400	142	12911	317	14300	251	14669	256	15267	279
00290	164	07242	143	08401	142	12950	314	14301	254	14674	260	15275	278
02120	346	07250	145	08410	142	12951	314	14303	251	14677	257	15276	278
02200	346	07251	145	08411	142	12955	314	14304	251	14679	257	15277	278
02221	346	07252	145	08420	142	12956	315	14305	252	14681	261	15278	278
02430	346	07253	145	08421	142	12960	316	14306	252	14682	261	15279	279
05130	346	07254	145	08440	142	12961	317	14307	252	14683	261	15280	279
05170	346	07255	145	08441	142	12970	315	14308	252	14687	256	15281	279
05180	346	07256	145	08460	142	13010	326	14309	252	14690	254	15282	279
06800	155	07257	145	08470	142	13015	326	14311	252	14691	162	15283	279
06805	155	07270	144	08600	147	13030	326	14312	252	14800	319	15400	280
07005	154	07271	144	08610	147	13040	326	14314	252	14805	319	15401	280
07006	154	07272	144	08620	147	13060	326	14319	257	14810	320	15410	280
07009	154	07280	144	08621	147	13070	326	14320	257	14814	320	15470	280
07011	154	07282	144	08630	147	13080	326	14336	256	14815	320	15471	280
07012	154	07290	144	08750	173	13095	327	14338	260	14817	320	15472	280
07013	154	07291	144	08752	171	13096	327	14339	260	14822	320	15478	280
07032	154	07300	144	08754	172	13100	326	14341	260	14824	321	15479	280
07034	154	07301	144	08756	173	13160	318	14342	260	14825	321	15480	281
07035	154	07310	146	08758	172	13170	325	14343	260	14832	321	15481	281
07037	154	07311	146	08760	170	13171	325	14347	162	14833	321	15510	281
07041	154	07331	143	08810	88	13172	325	14354	252	14848	321	15511	281
07042	154	07332	143	09161	149	13214	158	14357	162	14849	322	15512	281
07043	154	07333	143	09163	149	13215	158	14358	162	14851	322	15518	281
07044	154	07341	143	09165	149	13216	158	14359	162	14870	322	15519	281
07060	147	07342	143	09167	149	13217	158	14361	162	14871	322	15520	281
07065	170	07343	143	09172	149	13218	158	14367	257	14885	156	15530	281
07066	139	07402	150	09174	149	13219	159	14368	255	14985	295	15532	281
07069	25	07403	151	09180	51	13222	159	14370	255	15021	274	15533	281
07071	139	07420	151	09181	51	13223	159	14371	162	15022	274	15536	281
07072	140	07421	151	09202	148	13224	156	14372	259	15024	274	15540	282
07073	140	07442	151	09203	148	13400	313	14377	162	15025	274	15551	282
07075	140	07450	150	09204	148	13401	312	14378	257	15029	274	15558	282
07081	141	07460	163	09214	148	13402	313	14379	257	15038	274	15559	282
07082	141	07461	163	09216	148	13403	313	14387	255	15042	274	15560	282
07083	141	07470	153	09226	148	14009	156	14388	254	15043	274	15561	291
07090	141	07471	153	09228	148	14010	156	14390	257	15051	274	15563	282
07091	141	07472	153	09230	148	14012	156	14391	261	15052	274	15565	282
07092	141	07473	153	09232	148	14020	156	14392	261	15053	274	15571	282
07094	141	07474	153	09234	148	14024	156	14393	261	15054	275	15573	282
07100	141	08099	193	09235	148	14025	259	14394	261	15055	275	15574	282
07101	141	08100	141	09237	148	14031	156	14395	261	15056	275	15575	282
07102	141	08150	140	09361	149	14050	157	14396	257	15057	275	15577	282
07106	141	08151	140	09363	149	14052	157	14397	257	15059	275	15578	283
07110	141	08152	140	09365	149	14056	157	14412	252	15060	275	15579	283
07111	141	08155	140	09367	149	14080	156	14422	251	15061	275	15580	283
07112	141	08157	140	09368	149	14082	156	14424	252	15069	275	15584	283
07116	141	08200	140	09369	149	14084	156	14433	260	15070	275	15589	283
07117	141	08212	140	09370	149	14100	160	14434	260	15077	276	15590	283
07118	141	08214	140	09372	149	14102	160	14435	162	15088	276	15592	283
07119	141	08300	140	09374	149	14107	160	14438	251	15090	276	15593	291
07120	141	08310	140	09376	149	14114	161	14439	252	15091	276	15595	283
07122	141	08312	140	09380	51	14118	161	14474	260	15094	275	15597	283
07125	154	08314	140	09381	51	14132	161	14479	257	15096	275	15609	284
07127	154	08320	140	12800	314	14138	161	14482	261	15107	275	15613	284
07133	154	08321	140	12801	314	14140	161	14483	261	15108	276	15614	284
		08322	140	12820	314	14202	251	14606	160	15110	276	15616	298

15617	284	15870	291	16658	287	21310	69	24602	212	32825	216	36281	279
15618	284	15871	291	16706	285	21320	69	24603	212	32828	216	36282	279
15619	284	15872	292	16714	285	21330	69	24620	212	32830	215	36471	280
15628	284	15873	293	16732	289	21340	69	24621	212	32901	214	36510	281
15629	284	15874	292	16750	232	21350	69	24622	212	32911	215	36512	281
15630	285	15876	291	16756	285	21400	68	24623	212	32920	215	36530	281
15632	285	15879	291	16770	274	21410	68	24640	213	32925	216	36532	281
15634	285	15886	292	16800	296	21420	68	24641	213	33010	326	36540	282
15635	285	15890	292	16805	296	21512	217	24642	213	33030	326	36559	282
15711	286	15891	292	16809	296	21514	217	24643	213	33070	326	36560	282
15712	286	15892	193	16810	296	21522	217	24680	213	33095	327	36561	291
15713	286	15897	293	16815	296	21524	217	24681	213	33096	327	36571	282
15717	286	15898	293	16818	296	21532	204	24682	213	34070	107	36580	283
15719	286	15899	293	16820	296	21537	204	24683	213	34071	107	36590	283
15721	286	15902	293	16822	296	21538	195	25070	208	34090	106	36593	291
15723	287	15904	293	16824	296	21540	204	25075	208	34100	106	36614	284
15724	287	15905	293	17100	340	21545	204	25086	208	34111	103	36616	298
15725	287	15910	293	17110	340	21550	194	25087	208	34121	103	36629	284
15726	287	15911	293	17111	340	21560	194	25088	208	34150	106	36630	285
15727	287	15920	298	17130	340	21570	194	25090	209	34170	107	36711	286
15730	287	15922	299	17131	341	21600	194	25092	209	34200	104	36712	286
15731	287	15923	298	17132	341	21640	194	25096	209	34201	105	36713	286
15732	287	15924	298	17133	341	21641	197	25098	209	34203	104	36717	286
15740	287	15926	298	17150	341	21642	195	25110	206	34204	105	36721	286
15742	288	15927	299	17151	341	21650	194	25111	206	34222	104	36722	286
15745	288	15928	299	17200	341	21660	195	25112	206	34224	104	36723	287
15748	288	15929	299	17300	344	21690	195	25113	206	34240	100	36730	287
15749	288	15930	299	17311	344	21730	195	25114	206	34400	79	36732	287
15751	285	15949	297	17330	344	21760	195	25115	206	34410	79	36745	288
15752	288	15951	297	17331	344	21761	197	25120	207	34640	347	36748	288
15761	288	15952	297	17332	345	21765	201	25130	207	34660	347	36750	288
15772	288	15953	297	17333	345	21766	201	25140	207	34730	347	36761	288
15774	288	15956	297	17350	345	21767	201	25150	207	34760	269	36809	289
15775	288	15957	297	17351	345	21768	202	25170	207	34790	78	36815	289
15800	294	15958	297	17800	336	21769	202	25232	207	34800	78	36817	289
15801	294	15959	297	17810	336	21770	196	25410	207	34840	76	36819	298
15803	294	15960	297	17820	336	21771	202	25420	207	34851	72	36821	298
15804	294	15961	297	17830	336	21775	203	25432	207	34852	72	36824	298
15805	294	15962	297	17840	336	21780	196	25510	206	34854	72	36828	298
15806	294	15965	291	17841	336	21781	197	25511	206	34855	72	36839	290
15807	294	15979	291	17842	336	21782	200	25513	206	34856	72	36841	290
15808	289	15989	292	17843	336	21800	196	25520	207	34857	72	36843	290
15809	289	15995	299	17850	336	21802	197	25525	207	34858	73	36849	290
15810	289	16000	295	17860	336	21810	199	25860	210	34859	73	36851	290
15815	289	16001	295	17870	337	21811	199	25880	210	34860	64	36862	291
15817	289	16002	295	17871	337	21812	199	25895	210	34861	64	36864	291
15819	298	16041	308	17872	337	21815	199	25950	211	34937	74	36870	291
15821	298	16043	308	17880	337	21816	199	25952	211	34938	74	36871	291
15823	298	16045	308	17900	337	21817	199	25963	213	34940	74	36874	292
15824	298	16049	308	17901	337	21911	198	25964	213	34942	74	36876	291
15826	298	16050	308	17902	337	21914	198	25964	213	35848	321	36897	293
15827	298	16070	306	17903	337	21919	198	26806	214	35849	322	36898	293
15828	298	16071	307	17921	337	21922	198	26811	215	35985	295	36904	293
15829	298	16072	307	18001	310	21924	198	26820	215	36021	274	36905	293
15832	289	16200	300	18010	310	21927	198	26821	215	36022	274	36910	293
15833	289	16201	300	18011	310	21972	205	26822	215	36038	274	36926	298
15838	289	16205	300	18012	310	21992	205	26825	216	36059	275	36927	299
15839	290	16210	301	18100	310	21995	205	26826	216	36061	275	36949	297
15841	290	16215	301	18101	310	21996	205	26827	216	36090	276	36951	297
15842	290	16220	301	18115	310	21998	205	26828	216	36094	275	36959	297
15843	290	16225	303	18116	310	22010	196	26830	215	36112	276	36965	291
15844	290	16226	303	18117	311	22020	196	26831	215	36116	276	36967	291
15847	290	16227	302	18130	311	22110	174	26901	214	36218	277	36995	299
15849	290	16228	303	18131	311	22111	174	26906	214	36220	277	37070	306
15850	290	16229	302	18132	311	22120	174	26911	215	36240	278	37071	307
15851	290	16230	302	18210	311	22121	174	26920	215	36242	278	37750	285
15853	290	16240	304	18211	311	22130	174	26925	216	36245	278	37805	296
15854	290	16241	304	18215	311	22131	174	26928	216	36275	278	37809	296
15860	290	16245	304	18216	311	23100	192	26930	215	36276	278	37815	296
15861	291	16246	305	18300	311	23102	193	32801	214	36277	278	37822	296
15862	291	16250	305	18401	309	24600	212	32811	215	36279	279	38001	310
15864	291	16251	305	18402	309	24601	212	32820	215	36280	279	38011	310

38012	310	45809	289	50519	51	58057	72	60322	102	60858	121	62200	372
38100	310	45817	289	50520	50	58058	72	60324	102	60861	125	62210	372
38115	310	45819	298	50521	50	58059	72	60325	102	60862	125	62218	372
38130	311	45821	298	50529	51	58061	75	60326	102	60870	122	62220	372
38211	311	45824	298	53001	53	58062	75	60350	81	60871	122	62230	372
38216	311	45841	290	53004	53	58064	75	60351	81	60872	124	62240	372
38300	311	45849	290	53005	53	58065	75	60355	81	60873	123	62369	372
38401	309	45851	290	53007	53	58066	75	60360	81	60874	123	62400	372
38402	309	45862	291	53008	53	58067	75	60365	81	60876	123	62420	372
43030	326	45864	291	53009	53	58152	91	60370	81	60877	123	62425	372
43070	326	45871	291	53026	53	58247	74	60371	81	60878	119	62440	372
43095	327	45874	292	53027	53	58248	74	60372	81	60880	46	62475	372
43096	327	45876	291	53101	53	58250	74	60410	106	60882	46	62600	372
44070	333	45897	293	53104	53	58255	74	60430	107	60890	46	62660	372
44100	333	45898	293	53105	53	58260	74	60440	107	60892	46	62810	59
44150	333	45904	293	53107	53	58280	77	60450	107	60918	93	63001	222
44200	331	45905	293	53108	53	58281	77	60470	106	60920	46	63010	224
44201	331	45927	299	53109	53	58282	77	60490	106	60980	45	63380	237
44202	331	45949	297	53126	53	58283	77	60500	106	60982	45	63405	229
44203	331	45965	291	53127	53	58292	110	60511	103	60990	45	63407	228
44250	331	45967	291	53600	29	58294	111	60521	103	60991	45	63604	226
44251	331	45995	177	53605	35	58296	111	60525	103	61104	189	63606	227
44305	330	46070	306	53610	37	58300	111	60550	107	61121	188	63608	227
44310	330	46071	307	53700	39	58303	76	60570	107	61130	189	63712	242
44315	331	46750	285	56601	83	58304	76	60610	106	61131	189	63714	244
44420	332	46848	321	56605	82	58306	76	60620	107	61133	189	63800	230
44430	332	46849	322	56610	82	58451	89	60700	104	61134	189	63903	234
44670	332	47011	310	56613	82	58452	89	60701	105	61135	189	63906	235
44790	332	47012	310	56640	82	58462	91	60703	104	61138	189	65591	180
44800	332	47100	310	56642	82	58470	90	60704	105	61140	188	65606	248
44810	332	47115	310	56664	83	58480	90	60706	104	61141	188	65610	178
44820	332	47130	311	56665	83	58490	90	60707	105	61151	189	65617	249
44920	332	47131	311	56669	82	58600	263	60709	104	61152	188	65620	248
44985	295	47211	311	56670	83	58602	264	60710	105	61155	187	65800	230
45029	274	47216	311	56690	83	58605	263	60712	105	61158	186	66001	222
45038	274	47300	311	56691	83	58609	264	60714	105	61159	186	66007	220
45055	275	47401	309	56721	83	58611	264	60718	105	61162	184	66008	224
45059	275	47402	309	56722	83	58612	265	60720	105	61169	184	66010	224
45061	275	48001	269	56723	83	58613	265	60722	104	61171	185	66012	225
45112	276	48051	72	56900	83	58614	266	60724	104	61172	185	66014	225
45116	276	48052	72	56910	82	58615	266	60726	105	61173	185	66015	225
45220	277	48054	72	56940	82	58616	267	60740	100	61175	185	66018	225
45242	278	48055	72	56964	83	58617	267	60745	100	61176	185	66020	225
45265	279	48056	72	56965	83	58660	64	60760	269	61177	185	66103	221
45275	278	48057	72	56970	83	58661	64	60761	271	61188	185	66106	223
45276	278	48058	73	56971	83	58664	65	60762	270	61189	185	66380	237
45277	278	48059	73	56981	83	58665	65	60771	131	61190	185	66405	229
45279	279	48410	106	56982	83	58670	65	60772	132	61191	185	66407	228
45280	279	48430	107	57510	79	58690	68	60773	132	61192	185	66412	178
45282	279	48450	107	57520	79	58692	108	60774	133	61193	185	66455	236
45471	280	48470	106	57530	79	58694	109	60775	133	61194	185	66501	239
45512	281	48570	107	57550	79	58696	109	60780	21	61195	185	66507	240
45530	281	48600	100	57560	79	60010	79	60800	25	61196	185	66604	226
45532	281	48670	347	57570	79	60020	79	60801	24	61197	185	66606	227
45559	282	48790	78	57700	79	60110	135	60803	25	61200	185	66608	227
45560	282	48800	78	57710	79	60112	135	60804	23	61230	92	66711	232
45561	291	50190	140	57720	79	60140	55	60811	130	61231	92	66712	242
45590	283	50200	140	57730	79	60156	55	60813	118	61232	92	66714	244
45593	291	50210	140	57740	79	60157	55	60815	168	61233	92	66715	245
45616	298	50220	140	57750	79	60158	55	60817	99	61234	92	66716	245
45629	284	50303	372	58026	335	60159	55	60820	101	61235	92	66717	247
45630	285	50305	372	58027	335	60160	54	60823	101	61601	43	66801	233
45711	286	50410	47	58030	78	60180	54	60824	101	61605	42	66805	250
45715	286	50412	47	58031	78	60264	420	60825	100	61620	43	66806	250
45721	286	50416	47	58032	78	60301	95	60826	100	61630	43	66811	250
45730	287	50460	47	58033	78	60302	95	60829	100	61640	43	66826	231
45731	287	50462	47	58040	76	60303	95	60833	44	61650	43	66903	234
45732	286	50490	47	58051	72	60304	95	60835	44	61660	43	66906	235
45745	288	50492	47	58052	72	60305	95	60840	45	61670	43	67010	59
45748	288	50496	47	58054	72	60312	102	60850	119	62070	372	67020	59
45750	288	50510	50	58055	72	60314	102	60855	120	62100	372	67023	61
45761	288	50511	50	58056	72	60316	102	60856	120	62160	372	67024	60

67025	60	99355	54	7002280	414	7074916	408	7077310	406	7078405	407
67026	60	99356	54	7002290	414	7074917	408	7077311	403	7078406	407
67027	58	99358	54	7002401	414	7074918	408	7077312	403	7078500	405
67028	58	99359	54	7002502	415	7074919	408	7077508	405	7078501	405
67029	60	99360	54	7002503	415	7074920	408	7077509	405	7078502	405
67031	61			7002504	415	7074921	408	7077510	405	7078503	405
67032	61	ZITERDES		7002840	415	7074922	408	7077511	405	7078504	415
67034	61	6011954	389	7002841	415	7074923	408	7077512	405	7078507	405
67038	334	6012055	388	7002850	415	7074924	408	7077515	415	7078508	405
67070	62	6012059	388	7002860	415	7074925	408	7078001	402	7078509	408
68010	342	6012064	389	7002861	415	7074926	408	7078002	402	7078510	408
68015	342	6012083	389	7002862	415	7074927	409	7078005	402	7078517	408
68020	342	6012230	389	7002863	415	7074928	409	7078006	402	7078518	408
68022	342	6012543	389	7003111	415	7074929	409	7078007	402	7078519	408
68030	342	6012930	392	7003112	415	7074930	409	7078008	402	7078520	408
68032	342	6012931	392	7003113	415	7074931	409	7078010	402	7078521	408
68036	343	6079026	390	7003114	415	7074932	409	7078011	402	7078522	405
68037	343	6079031	391	7003115	415	7074934	409	7078012	402	7078524	408
68039	343	6079068	389	7003131	415	7074935	409	7078013	402	7078525	408
68047	343	6079115	390	70101604	414	7074936	409	7078014	402	7078526	408
68049	343	6079149	390	701260307	401	7074937	409	7078015	402	7078527	408
71190	165	6079157	390	701260308	401	7074939	409	7078016	402	7078530	415
71194	293	6079198	390	701260309	401	7074941	409	7078017	402	7078535	405
71195	293	6079272	390	701260310	401	7074962	409	7078019	407	7078536	405
71902	10	6079295	391	70148042	414	7074963	409	7078020	407	7078537	405
71903	10	6079311	390	70148043	414	7074972	408	7078021	407	7078538	405
71904	12	6079313	390	701560958	401	7074973	408	7078022	407	7078620	410
71905	12	6079314	390	701560959	401	7074975	408	7078023	407	7078621	410
71910	14	6079400	391	7020027	402	7074977	409	7078024	402	7078631	410
71911	14	6079401	391	7020283	411	7074978	409	7078025	407	7078632	410
71917	14	6079402	391	7020284	411	7074979	411	7078026	407	7078633	410
76715	165	6079403	391	7020285	411	7074980	413	7078027	407	7078634	410
80100	352	6079404	391	7020286	411	7074981	413	7078029	402	7078635	410
80101	353	6079405	391	7020287	411	7074982	413	7078030	402	7078636	410
80120	353	6079406	391	7023115	409	7077000	402	7078100	403	7078637	410
80121	353	6079407	391	7023116	409	7077002	402	7078101	403	7078641	410
80140	353	6079527	389	7023117	409	7077003	402	7078102	403	7078642	410
81580	360	6090110	393	7023133	409	7077004	406	7078104	403	7078643	410
81600	358	6090111	393	7023134	409	7077005	406	7078105	403	7078644	411
81610	356	6090112	393	7023135	409	7077006	402	7078107	403	7078645	411
81710	359	6090113	393	7023136	409	7077007	406	7078108	403	7078646	411
81950	362	6090114	393	7023212	408	7077100	403	7078109	403	7078647	407
81970	363	6090115	393	7023239	409	7077101	403	7078110	403	7078659	412
81980	362	6090116	393	7023240	409	7077102	403	7078112	403	7078661	412
83860	368	6090117	393	7023241	409	7077103	403	7078113	403	7078662	413
83870	366	6090131	393	7024039	415	7077104	403	7078114	407	7078663	413
84320	370	6090140	393	7024850	411	7077105	403	7078115	407	7078664	413
84340	370	6090141	393	7024851	411	7077106	406	7078116	407	7078665	413
84350	370			7074030	400	7077107	406	7078117	407	7078666	413
84810	367	KATO		7074031	400	7077200	402	7078118	403	7078667	413
84830	365	7002105	414	7074032	400	7077201	402	7078119	403	7078668	411
85340	370	7002111	414	7074033	400	7077202	402	7078120	407	7078669	412
85880	333	7002120	414	7074035	398	7077205	402	7078121	407	7078670	412
87000	376	7002130	414	7074044	399	7077206	402	7078122	403	7078671	412
87005	376	7002140	414	7074045	399	7077207	402	7078200	404	7078672	413
87010	377	7002141	414	7074047	396	7077210	406	7078201	404	7078673	413
87015	377	7002150	414	7074056	398	7077212	406	7078202	404	7078674	413
87040	378	7002151	414	7074057	398	7077213	406	7078203	404	7078675	413
87045	378	7002152	414	7074059	398	7077214	402	7078204	404	7078677	413
88063	379	7002153	414	7074060	399	7077215	402	7078205	404	7078679	413
88166	379	7002160	414	7074066	396	7077216	402	7078206	404	7078680	413
88167	379	7002170	414	7074100	397	7077217	406	7078207	404	7078681	411
88171	379	7002180	414	7074101	397	7077218	406	7078208	404	7078682	411
88172	379	7002181	414	7074102	397	7077219	406	7078209	404	7078684	413
88303	376	7002193	414	7074103	397	7077220	406	7078300	404	70DN63K4A	396
88308	376	7002210	414	7074104	397	7077300	406	7078301	404		
88313	377	7002220	414	7074888	398	7077301	406	7078302	404	ROKUHAN	
88318	377	7002230	414	7074889	398	7077304	406	7078400	407	7297001	422
88400	378	7002240	414	7074893	403	7077305	406	7078401	407	7297002	421
88405	378	7002250	414	7074894	398	7077306	406	7078402	407	7297003	421
99348	54	7002260	414	7074896	403	7077308	406	7078403	407	7297004	421
99352	54	7002270	414	7074915	408	7077309	406	7078404	407	7297005	421

7297009	422	7297083	422	75G31549	428
7297010	421	7297084	422	75G31550	428
7297011	421	7297216	425	75G31551	428
7297012	421	7297217	425	75G31552	428
7297013	422	7297302	421	75G31553	428
7297014	421	7297303	419	75G31554	428
7297015	421	7297304	419	75G31555	428
7297016	422	7297305	419	75G31556	428
7297018	421	7297306	421	75G31557	428
7297019	421	7297401	421	75G31558	428
7297020	423	7297402	421	75G31559	428
7297022	423	7297403	421	75G31560	428
7297023	423	7297404	421	75G31644	428
7297024	422	7297405	421	75G31645	428
7297025	423	7297406	425	75G31646	428
7297026	423	7297407	425	75G31647	428
7297027	423	7297408	421	75G31648	428
7297028	422	7297409	418	75G31649	428
7297029	422	7297410	421	75G31650	428
7297030	422	7297411	421	75G31651	428
7297031	422	7297412	421	75G31652	428
7297032	421	7297413	419	75G31653	428
7297033	421	7297414	421	75G31654	428
7297034	423	7297415	418	75G31655	428
7297035	423	7297416	421	75G31656	428
7297036	422	7297417	421	75G31657	428
7297037	422	7297419	418	75G31658	428
7297038	422	7297420	418	75G31659	428
7297039	423	7297421	418	75G31660	428
7297040	423	7297422	418	7517306	429
7297041	425	7297424	418	7517307	429
7297042	425	7297425	418	7517308	429
7297043	425	7297429	421	7517309	429
7297044	425	7297600	425	7517310	429
7297045	422	7297601	425	KD00017	429
7297046	421	7297602	425	KD00018	429
7297047	422	7297603	425	KD00019	429
7297048	422	7297604	425	KD00020	429
7297049	422	7297605	425		
7297050	422	7297606	425		
7297051	421	7297607	425		
7297052	421	7297608	425		
7297053	421	7297609	425		
7297054	421	7297610	425		
7297055	423	7297611	425		
7297056	423	7297612	425		
7297057	423	7297613	424		
7297058	423	7297614	424		
7297059	421	7297615	424		
7297060	425	7297616	424		
7297061	425	7297627	425		
7297062	422	7297632	424		
7297063	422	7297633	424		
7297064	422	7297634	424		
7297065	422	7297635	424		
7297066	422	7297636	424		
7297067	422	7297661	425		
7297068	423	7297665	424		
7297069	423	7297666	424		
7297070	425	7297786	422		
7297071	425	7297787	422		
7297072	425	7297788	422		
7297073	422	7297851	418		
7297074	422	7297910	425		
7297075	422				
7297076	422	ATHEARN			
7297077	422	75G31544	428		
7297078	423	75G31545	428		
7297079	422	75G31546	428		
7297080	422	75G31547	428		
7297082	423	75G31548	428		

Units of Measurement
1 cm = 10 mm = 0.3937 inches
1 m = 100 cm = 39.37 inches
1 inch = 2.54 cm
1 foot = 12 in. = 30.48 cm

NOCH Worldwide – our International Partners		
Andorra	Basar Valira Carrer del Picó, 1-3 AD - 700 Escaldes-Engordany	Phone: 00376 800 675 E-Mail: info@basarvalira.com www.basarvalira.com
China	Lee Kwon Hobbies Company Shop A, G/F. Wing Sing Building 36 – 40. Temple Street Yaumatei, Kowloon Hong Kong	Phone: 00852 2397 5719 Fax: 00852 2397 0455 E-Mail: mail@leekwon.com.hk www.modelrailway.com.hk
Denmark	Nordic Hobby A / S Bogensevej 13 DK - 8940 Randers	Phone: 0045 8643 6100 E-Mail: hobby@nordichobby.dk www.nordichobby.dk
Finland	Hobby-Point Oulun Askartelu ja Kehys oy Kaisaniemenkatu 7 FIN - 00100 Helsinki	Phone: 00358 (0) 9 4780 1997 E-Mail: hobby@hobbypoint.fi www.hobbypoint.fi
Great Britain	Gaugemaster Controls Ltd Gaugemaster House Ford Road GB - Arundel, West Sussex BN18 0BN	Phone: 0044 (0)1 903 884321 Fax: 0044 (0)1 903 884377 E-Mail: sales@gaugemaster.co.uk www.gaugemaster.com
Italy	Corel S.R.L. Modellismo Via Oslavia 17, interno 17 I - 20134 Milano	Phone: 0039 02 6698 2895 E-Mail: info@corel-srl.it www.corel-srl.it
Japan 	Sekisui Kinzoku Co., Ltd. 1-30-15, Nishi-Ochiai Shinjuku-Ku JP-161-0031 Tokyo	Phone: 0081 (0) 3-3954-2534 Fax: 0081 (0) 3 3952 2363 www.katomodels.com
Lithuania	Mini Pasaulis UAB Saltoniskiu g. 9 LT - 08105 Vilnius	Phone: 0037 0 687 21188 E-Mail: info@minipasaulis.lt www.minipasaulis.lt
Netherlands Belgium	De Kleine Benelux Scherpemaat 7 NL - 7942 JV Meppel	www.dekleinemeppel.nl
Norway	Amundsen Hobby Trondheimsvn. 84 N - 0565 Oslo	Phone: 0047 22 38 26 29 Fax: 0047 22 71 62 00 E-Mail: vamunds@online.no www.amundsenhobby.no
Switzerland	MARCEL WEBER AG Generalvertretungen Rütiweg 9 CH - 4133 Pratteln	Phone: 0041 (0) 61 821 8164 E-Mail: info@marcelweberag.ch www.marcelweberag.ch

For additional NOCH importers and dealers visit our website www.noch.com

NOCH Catalogue: we have put together all the information in this catalogue with the utmost care, and strive to present the most up-to-date and highest quality NOCH Catalogue possible. Despite this care, we cannot guarantee or accept liability for the accuracy, up-to-dateness or completeness of all the information contained in the catalogue.

NOCH products: our goal is to offer you products of the highest quality. In order to respond to technological developments and changes in production technology, we expressly reserve the right to change the arrangement, colours and shapes of the products shown in the catalogue without prior notice.

Selling: the NOCH Catalogue is not a mail order catalogue. NOCH, NOCH kreativ, ZITERDES, KATO, ROKUHAN and Athern products are sold at all well-stocked specialist stores. The directory of NOCH dealers in Germany and across the world can be found on the internet at www.noch.de and www.noch.com.

Current information: additional information such as track plans, modelling instructions, our dealer directory etc. can be found on our websites at www.noch.de and www.noch.com.

Publisher:
NOCH GmbH & Co. KG
Lindauer Straße 49 - 88239 Wangen, Germany
www.noch.de and www.noch.com

English translation:
The Wordworms – Klumb GbR
Würzburger Straße 6 - 10789 Berlin, Germany
www.wordworms.info

Printer:
Konradin Druck GmbH
Kohlhammerstr. 1 – 15 - 70771 Leinfelden-Echterdingen

Photo credits:
NOCH GmbH & Co. KG and
Jürgen Wisckow – photographs and graphics,
www.wisckow.de

Keyword Index

Product	Gauges					
	H0	TT	N	Z	O	1 G
0 Figures					336	
1 Figures						340
3D Structured Texture	80					
3D Cardboard Sheets	82		82			
Arable Land	150					
Advent Calendar with Figures	177/299					
Advent Calendar Handicraft	180					
Christmas Layout			181			
Briefcase Layouts			374			
Rust Paint			184			
Aluminium Wire Mesh			45			
Aluminium Frames			355/372			
Extensions for Large	348					
Architecture-Line		395				
ATHEARN Range	426		426			
Ramps			54			
Station	220		222			
Platform	224		224			
Handicraft Advent Calendar	180					
Crafting Sets			ab 20			
Farm	244		244			
Trees 'Classic Series'			ab 206			
Trees Large Scales						342
Trees 'Hobby Series'			214			
Trees 'PROFI Series'			ab 194			
Trees 'Standard Series'			212			
Tree with Swing	202					
Tree Structures	175			175		
Tree Assortments	211			211		
Flocking Device			135			
Leaves			143 / 144 / 147			
Flowers			ab 153			
Groundcover Foliage			145			
Terrain Structure Paste			101			
Boats	296		296			
Bridges	57/334		57		425	
Castle Ruins	262					
Deco minis	324					
Deco Scenes	314					
Detail Markers			187			
Easy-Track Railway Route	27		38			
Icicles			187			
Bicycles / Mountainbikes			293			
Speed Controller Kit			379			
Paints			185			
Fields and Meadows			186			
Rocks, Rock Walls			85			
Rock Forming System			92			
Rock Compound			46			
Preformed Layouts			349			
Figures	273		331	336	340	344
Themed Figures Sets	300					
Flock Material			143			
Rivers and Lakes			133			
Foliage			144			
Brothel, burning	240					
Graveyard	267		267			
Buildings	219					
Landscaping Alu Wire Mesh			45			
Landscaping			41			
Landscaping Wire Mesh			44			
Landscape Crepe Paper			45			
Vegetable Patches	156					
Boulders			148			
Waters			113 / 122			
Plaster / Plaster Cloth			45			
Trackbed			47			
Track Cleaner			55			
Ballast			48 / 149 / 338			

Product	Gauges					
	H0	TT	N	Z	O	1 G
Track Systems:						
UNITRACK H0 Gauge	415					
UNITRACK N Gauge			404			
ROKUHAN Z Gauge				417		
Helix	52		52			
Grass Tufts				152		
Grass Fibres				134		
Grass Glue				135		
Gras-Master 3.0				135		
Grass Mats				162		
Puffer Bottle				141		
Grass Strips				152		
Large Gauges Accessories						342
Hafffix Spray Adhesive				184		
Houses		219				
			409	425		
Hedges				146 / 217		
Temporary Glue				188 / 299		
Hobby Figures			309			
KATO Range	395		395			
Gravel				148		
Childrens Playground, Glues	312			188		
Wrinkle Rocks		94		94		
Cork Trackbeds				47		
Carriages	285					
Landscaping Modelling Foil				44		
Laser Cut Bridges	58		58			
Laser-Cut Building Kits			218		330	
Laser Cut Buildings			218		330	
Laser Cut minis Kits			160			
Laser-Cut minis Plants	158		158			
Leaves				144 / 193		
Crash Barriers	103		103			
LGB Accessories						342
Lovers in Action	297		297			
Train Service Trays				373		
Locomotives	394		394	417		
	408		408			
			71			
Walls				374		
Model Railway in a				273	331	336 342 340
Modelling Foil					44	
Artificial Water					122	
Fashion Show, micro	238					
Lichen				147 / 217		
N Track System				402		
N Locomotives and Wagons				398		
Nature+ Products				150		
Natur+ Meadows and				150		
Nature Trees				192		
Natural Stones				49 / 148		
NOCH kreativ				381		
Palm Trees	205	205			205	
Patina Markers				186		
Patina Products				184 / 186		
Squares				97		
Portals				71	332	
Favourable Figures				308		
PROFI Bushes				146		
Guidebooks:						
Easy-Track	10					
A Family Hobby				12		
St Sebastian	14					
Speed Controller Kit				379		
Cleaning Block				55		
Track Cleaners				55		
Riding Arena, micro motion				396		
Rhaetian Railway © (KATO)				417		
ROKUHAN Z Gauge				184		
Rust Paint				148		

Product	Gauges					
	H0	TT	N	Z	O	1 G
Rail Cleaners						55
Narrow Gauge Accessories						H0e & H0m Products: Page 334
Snow						169
Snowy Fir Trees				212	216 / 175	
Ballast Glue						189
Lakes and Rivers						113
Sexy Scenes	297		297			
Signal Base, Signal Niche	76		76			
Assortments:						
Classic Trees						206
Standard Trees						212
Grass Mats						162
Sound Scenes						314
Compound						46
Spray Glue						189
Power Supply						379
Stones						48 / 148
Roads				354	333	
						97
Tram KATO						414
Road Construction Set						101
Street Marking						100
Shaker						147 / 193
Scatter Grass						140
Scatter Material						142
Structured Flock						143
Structured Roads	102		102			
Themed Sets	248					
Animals						286
Transformer Panels						372
Railway Route Kit Easy	27		27			
Tunnels				346		346
Tunnels Interior Walls				78		
Unpainted Figures				295		
UNITRACK H0 Tracks	414					
UNITRACK N Tracks				402		
UNITRAM N Tramway				412		
Underpass				74		
US Locomotives / Wagons:						
KATO	395		395			
Athearn	427		427			
Abandoned Places				270		
Traffic Signs	103		103			
Viaducts	64		64			
Water Structuring						103
Aqua Effects						124
Culvert	110					
Water-Drops®						120
Paths				97		
Christmas / Advent						167
Christmas Trees						174
Christmas Market				178		
Vinery	242		242			
Vines	159					
				204		
Meadows and Fields						127
Wild Grass						141
Winter						167
Z Locomotives & Wagons						417
Fences				326		
Z Figures						331
Z Buildings						330
Z Track System ROKUHAN						422
Ornamental Plants	156		156			
ZITERDES				25 mm – 28 mm: from page 387		
Accessory Sets	319		321			
G Scale Accessories						342
O Scale Accessories						366
1 Scale Accessories						340
Z Scale Accessories				330		

Index

The index on this page shows you at a glance on which page you can find our products - and this for all gauges. For example, you can find H0 Accessory Sets from page 319, the TT and N Sets from page 321.

Reading aid:

Product fits for ...					
• all gauges					127
• specific gauges					
(e.g. H0 and N, ...)	267	267			

Follow us!

Here, you'll find exciting information about products and new items, inspiring model landscaping pictures, informative craft videos and news about NOCH. Stay up to date by liking or following us.

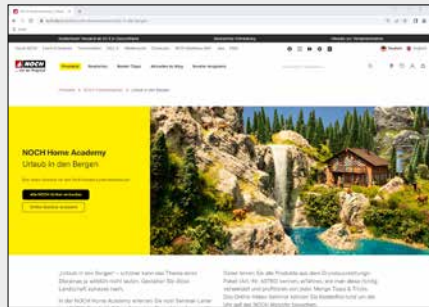


Visit Us!



Trade fairs and seminars

Visit us at a model railway fair or book your spot at an interesting landscaping seminar. You can find current info here:
www.noch.com/service/events-seminars/



NOCH online shop

Visit us online at www.noch.com and enjoy a unique shopping experience. In addition to product information, discover Craft Tips as well as the Theme Worlds, application videos and much more.



NOCH Modelling World

Visit us in Wangen and get inspiration for your hobby. You can find the current opening times here:
www.noch.com/service/noch-modelling-world/

Your NOCH dealer:



4 007246 722327

NOCH
... wie im Original

NOCH GmbH & Co. KG
Lindauer Straße 49
D-88239 Wangen im Allgäu
Tel.: +49 75 22 97 800
Fax: +49 75 22 97 80 80
E-mail: info@noch.de
www.noch.de and www.noch.com

Printed in Germany Aug/22